



# CALI424

## Safelatch™ 2-way 4" ceiling speaker with Twist-Fix™ grill


### Highlights:

---

- Secure Safelatch™ system
- Ceramic terminal block
- Excellent off-axis performance (up to 155°)
- Unique TwistFix™ grill design
- Borderless grill design
- Rotary switch for 6W, 12W, 24W and an 8 Ohm tapings
- Shallow built-in depth (110 mm)

The CALI424 is a 2-way ceiling speaker with rear dome, constructed using a 4" cone driver, combined with an coaxially mounted 1" soft dome tweeter which is fitted with a phase plug for excellent off axis performance up to 155°.

The 2-way construction combination with metal rear-dome guarantees premium performance for demanding applications. A continuous power handling of 30 Watt (RMS) and maximum power handling of 60 watt is achieved, while fitted with a rotary switch for tapping of the 100V line transformer with tapings for 24W, 12W, 6W and an 8 Ohm bypass connection.



### Impedance:

---



### Voltage:

---



## System specifications:

---

Max. Power		60 W
RMS Power		30 W
Sound Pressure (Max. W/1m)	@ 100 V	101 dB
Sensitivity (1W/1m)		84 dB
Dispersion	Conical	155°
Frequency	Response ( $\pm 3$ dB)	105 Hz - 20 kHz
	Range (-10 dB)	70 Hz - 20 kHz
Line Transformer Tappings	1	24 W / 417 $\Omega$
	2	12 W / 833 $\Omega$
	3	6 W / 1667 $\Omega$
Speaker type		2-way coaxial
Connection		Ceramic screw terminal with link through

## Product Features:

---

Cut-out measurement	170 mm ( $\emptyset$ )
Dimensions	192 x 110 mm ( $\emptyset$ x D)
Built-in depth	110 mm
Operating temperature	-20 °C ~ 60 °C
Construction	ABS and powder coated steel
Mounting	SafeLatch™ mounting system
Weight	2.26 kg

## Variants:

---

- CALI424/W - White

## Architects' and Engineers' Specifications:

---

The ceiling mount loudspeaker shall be a 2-way coaxial type equipped with a 4" low frequency driver and a 1" tweeter installed in a sealed enclosure and fitted with a line transformer allowing it to be used on both low impedance (8 Ohm) and 100 Volt distributed lines.

It shall have an RMS power handling of 30 Watt with a maximum power handling of 60 Watt and the frequency response ( $\pm 3$  dB) shall range from 105 Hz to 20 kHz. The sensitivity shall be 84 dB when measuring with an input signal of 1 Watt at a distance of 1 meter, while the maximum continuous sound pressure level at 100 V shall be 101 dB. The nominal dispersion shall be a 155° conical coverage pattern at -6dB (average 100 Hz - 10 kHz).

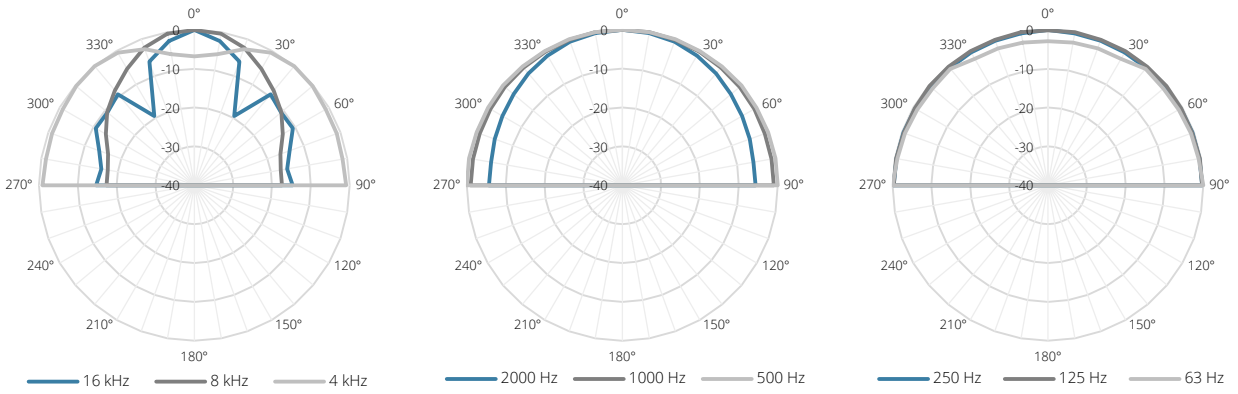
The loudspeaker shall be switchable between 8 Ohm and constant voltage operation, and shall be fitted with a multi-tapping line transformer with tapings for 24 Watt, 12 Watt and 6 Watt including an 8 Ohm bypass. Selection of the power taps shall be done using a rotary switch located behind the front grill.

The speaker's frame shall be constructed in high quality ABS material which comes available in white (RAL9010) colour and is fitted with a removable steel grill allowing custom painting to make it blend-in with any environment. The rear side of the speaker shall be covered with a steel constructed back can including a terminal box with strain relief. A 4-pin terminal block connector allows connection and link-and parallel link through to other speakers. Mounting of the speaker into the ceiling shall be done using a 3-screw Quick-fix installation system.

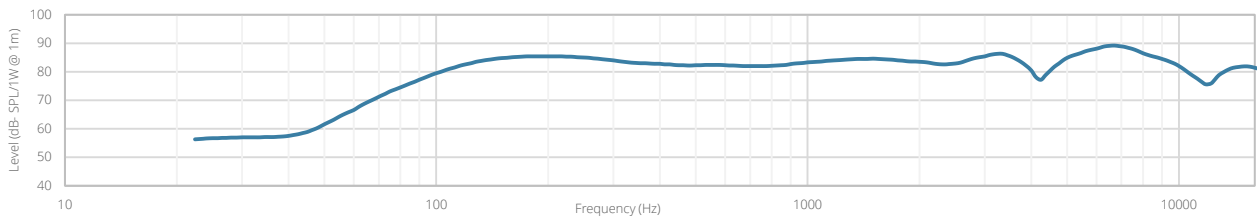
The speaker shall have a diameter of 192 mm, a depth of 110 mm and the weight shall not exceed 2.26 kg. The speaker shall fit in a mounting hole with a cutout diameter of 170 mm and a build-in depth of 110 mm.

# Acoustical data graphs:

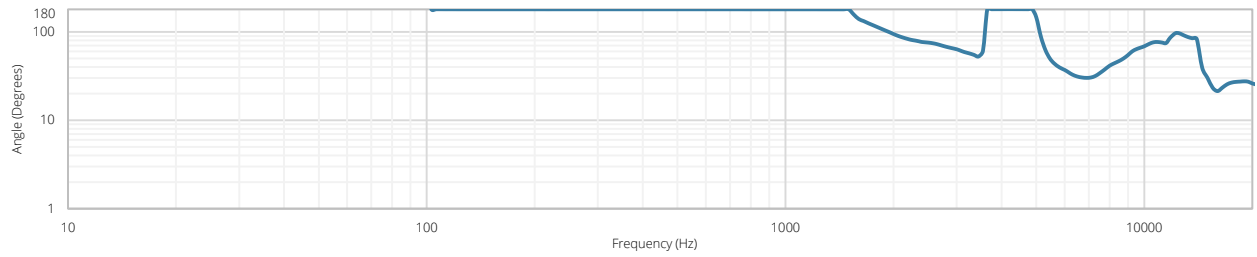
Polars:



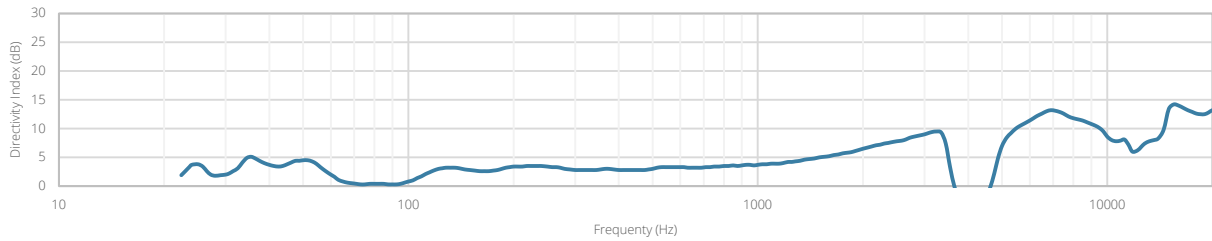
Sensitivity:

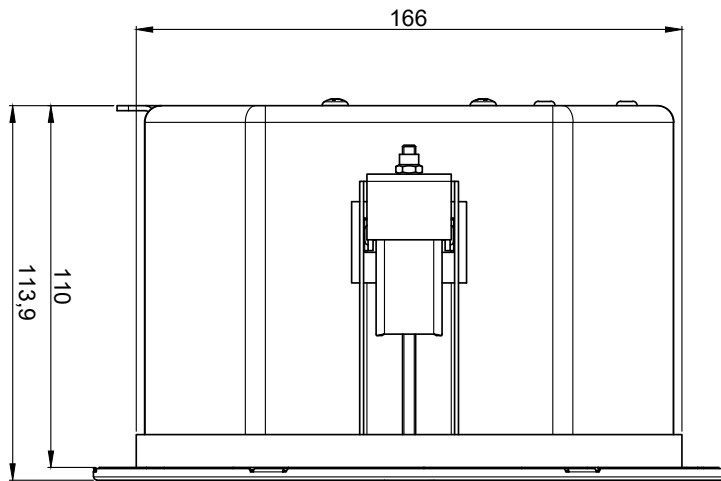
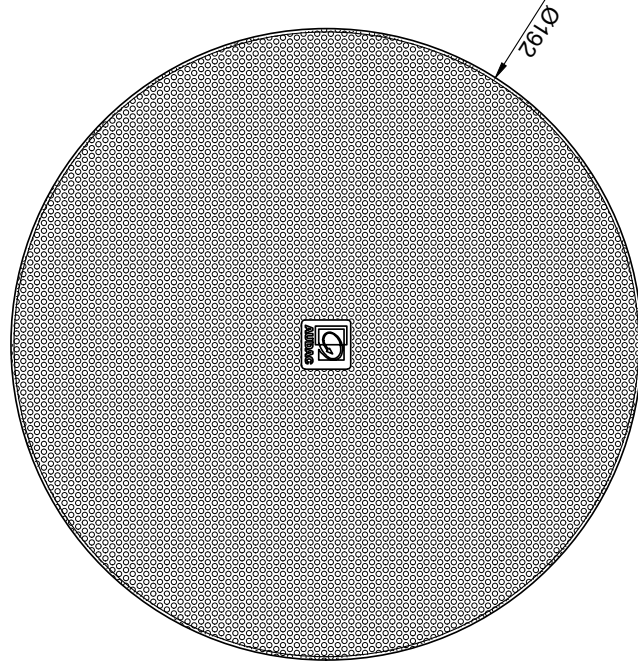


Beamwidth (-3dB):



Directivity index:





<p><b>Weight:</b></p> <p><b>CALI424</b></p>	<p><b>Product description:</b></p> <p>SAFELATCH™ 2-WAY 4" CEILING SPEAKER WITH TWIST-FIX™ GRILL 24W/100V &amp; 8 OHM</p>	<p><b>Unit height:</b></p> <p>N/A</p>
<p>TBA</p>	<p><b>Outer dimensions:</b> (w x h x d)</p> <p>Ø192 x 113,9</p>	