

















**RELIGHT  
YOUR  
THEATRE/2023**



# LOGO LEGEND

-  Neutrik® TRUE1 PowerCON® connector(s)
-  Neutrik® PowerCON® connector(s)
-  Harting™ compatible 16pin industrial rectangular connector
-  Socapex™ compatible 19pin industrial round connector
-  Silence mode for theatre applications
-  Silent operation: cooling by natural air convection without fan
-  Neutrik® 3pin XLR connector(s)
-  Neutrik® 5pin XLR connector(s)
-  RDM-functionality for easy remote setup
-  Focus
-  Zoom
-  TV-Studio ready: flicker free LED refresh rate
-  Art-Net™ protocol
-  Energy saving LED technology
-  Outdoor, IP65 rated product
-  Battery operated
-  Adjustable White Balance
-  Wireless DMX

# COLOR LEGEND

- Warm white 
- Cold white 
- Natural white 
- Red - Green - Blue (RGB) 
- Cyan - Magenta - Yellow (CMY) 
- Red - Green - Blue - White (RGBW) 
- Red - Green - Blue - Lime (RGBL) 
- Red - Green - Blue - Amber - Lime (RGBAL) 
- Red - Green - Blue - Lime - Amber - Cyan (RGBALC) 

## THEATRE AND PERFORMANCE REQUIRE SPECIAL ATTENTION WHEN IT COMES TO LIGHTING

For our profiles, fresnels, pars and other theatre solutions Briteq development focuses on:

- color consistency with high CRI values and color/white balancing
- precision optics for a bright output with a flat and even field of light for perfectly focused and crisp projections
- accurate dimming down to the very bottom of the curve and different dimming curves
- reducing noise levels to the minimum with special low-noise fans or fanless operation by natural air convection
- very smooth operation for dimming, zoom, focus, ...
- and the latest technologies in LED, power distribution, and communication (like RDM, Art-Net™, ...)

In addition to standard lighting systems Briteq also contributes to your creativity with unique designs like BT-NONABEAM, BT-RETRO and many more.

Art-Net™ is a trademark of Artistic Licence Holdings Ltd  
 Neutrik® and PowerCON® + PowerCON TRUE1® are registered trademarks of Neutrik AG  
 W-DMX™ is a trademark of Wireless Solution Sweden  
 Socapex™ is a trademark of Amphenol Socapex  
 Harting™ is a trademark of the HARTING Technology Group

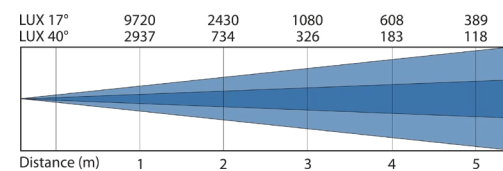
Briteq is a registered brand from Beglec NV. Beglec NV has the right to change products and specifications with and without notice. Major as well as minor changes can be involved. This leaflet can contain errors, therefore we advice to consult your local dealer to ensure that actual features and specifications match your requirements.  
 Copyright © 2023 by BEGLEC NV. All rights reserved. [www.beglec.com](http://www.beglec.com)  
 Front cover photo credits: The Supermodels - Slaagt Nergens Op!, Leszek Mozdźder - Enter Jazz Festival 2017, Queen Symfonicznie - Briteq Polska



## BT-THEATRE 60FCL



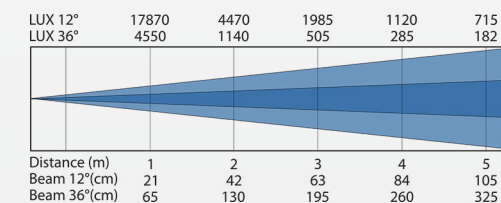
- Light source : 60 watt RGBL LED
- Different COLOR and WHITE CCT presets
- CRI : > 87
- Manual zoom : 17-40°
- White balance adjustment to perfectly match the colors of several projectors.
- Operation Modes : Standalone, DMX
- Included : four-leaf barndoor
- Equivalent 500W tungsten



## BT-THEATRE 50WW



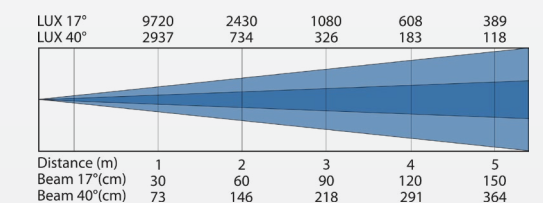
- Light source : 50 watt COB
- CCT : 3200K
- CRI : > 92
- Manual zoom : 10-50°
- Operation Modes : Standalone, DMX
- Included : Color Frame for use of color filters, four-leaf barndoor
- Equivalent 500W tungsten



## BT-THEATRE 20WW



- Light source : 20 watt LED
- CCT : 3000K with amber drift effect (DIM TO WARM)
- CRI : > 92
- Beam Angle : 15° (20° or 25° with frost filter)
- Operation Modes : Standalone (TRIAC dimmer or dimmer knob)
- Included : Color Frame for use of color filters, four-leaf barndoor, 20° & 25° frost filter






## BT-THEATRE 100MZ



- Light source : 100 watt LED
- CCT : 3000K
- CRI : > 96
- Manual zoom : 15-45°
- Manual dimming & zoom control
- Operation Modes : Standalone, DMX
- Included : Color frame for use of color filters and eight-leaf barndoor
- Optional : BT-THEATRE YOKE, BT-THEATRE SOFT1, Wireless DMX
- Close to a 1kW halogen




LUX 16°	65740	16435	7305	4110	2630
LUX 45°	9000	2250	1000	563	360
Distance (m)	1	2	3	4	5
Beam 16°(cm)	28	56	84	112	141
Beam 45°(cm)	83	166	249	331	414



## BT-THEATRE 150EZ Mk2



- Light source : 150 watt LED
- CCT : 3200K
- CRI : > 97
- Motorized zoom : 8-52°
- Manual dimming & zoom control
- Operation Modes : Standalone, DMX
- Included : Color frame for use of color filters and eight-leaf barndoor
- Optional : BT-THEATRE YOKE, BT-THEATRE SOFT2, Wireless DMX
- Exceeds a 1kW halogen



LUX 8°	90490	22623	10054	5656	3620
LUX 52°	8775	2194	975	549	351
Distance (m)	1	2	3	4	5
Beam 8°(cm)	14	28	42	56	70
Beam 52°(cm)	98	195	293	390	488



## BT-THEATRE 250EZ Mk2



- Light source : 250 watt LED
- CCT : 3200K
- CRI : > 97
- Motorized zoom : 14-54°
- Manual dimming & zoom control
- Operation Modes : Standalone, DMX
- Included : Color frame for use of color filters and eight-leaf barndoor
- Optional: BT-THEATRE YOKE, BT-THEATRE SOFT2 (Photo & Video), Wireless DMX
- Exceeds a 2kW halogen



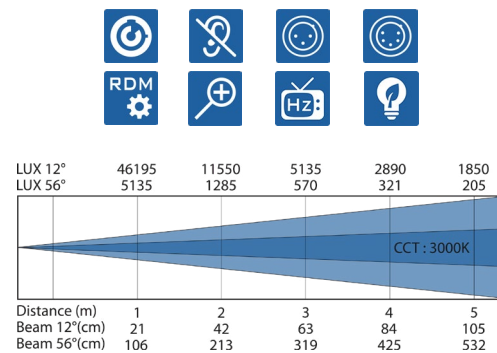
LUX 14°	117440	29360	13050	7340	4700
LUX 54°	18050	4510	2005	1130	720
Distance (m)	1	2	3	4	5
Beam 14°(cm)	25	49	74	98	123
Beam 54°(cm)	102	204	306	408	510



## BT-THEATRE 200TW



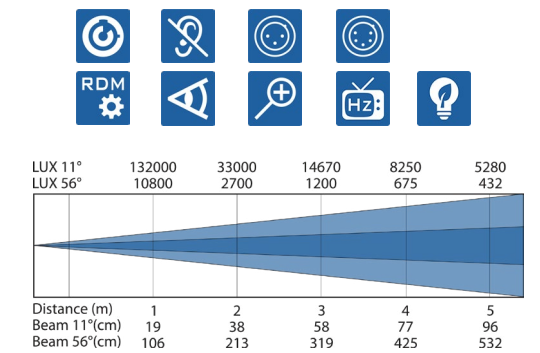
- Light source : 200 watt LED (100W 2800K + 100W 6000K)
- CCT : tunable from 2800K to 6000K
- CRI : > 96
- Manual zoom : 12°-56°
- Manual control : dimming, zoom and CCT-presets
- Operation Modes : Standalone, DMX
- Included : Color frame for use of color filters and eight-leaf barndoor
- Optional : BT-THEATRE YOKE, BT-THEATRE SOFT1, Wireless DMX
- Close to a 1kW halogen



## BT-THEATRE 400TW



- Light source : 400 watt LED (200W 2800K + 200W 6000K)
- CCT : tunable from 2800K to 6000K
- CRI : > 96
- Motorized zoom : 11°-56°
- Manual control : dimming, zoom/focus and CCT-presets
- Operation Modes : Standalone, DMX
- Included : Color frame for use of color filters and eight-leaf barndoor
- Optional : BT-THEATRE YOKE, BT-THEATRE SOFT2 , Wireless DMX
- Close to a 2kW halogen






## BT-THEATRE HD2



- 5in1 Light source : 200 watt RGB + Amber + Lime LED
- CCT : different white presets (2700K, 3200K, ...)
- Color Presets : LEE® / ROSCO® numbering
- CRI : > 90 (white)
- Zoom : 14-55°
- Manual & DMX control for dimming, colors, CCT & zoom
- Operation Modes : Standalone, DMX
- Optional : eight-leaf barndoor
- CCS Color Calibration System



LUX 14°	8925	3967	2231	1428	992
LUX 55°	1319	586	330	211	147
Distance (m)	2	3	4	5	6
Beam 14°(cm)	49	74	98	123	147
Beam 55°(cm)	208	312	416	521	625



## BT-THEATRE 261FC



- 6in1 Light source : 200 watt RGB + Amber + Lime + Cyan LED
- CCT : different white presets (1800K, 3000K, ..., 8000K)
- Redshift (DTW) dimming
- Color Presets : LEE® numbering (with color Calibration)
- CRI : > 93 (white)
- Manual zoom : 15-50°
- Manual & DMX control for dimming, colors, CCT green/magenta shift & zoom
- Operation Modes : Standalone, DMX
- Included : eight-leaf barndoor
- Optional : BT-THEATRE YOKE, BT-THEATRE SOFT2, Wireless DMX



LUX 14°	54704	13676	6078	2188	547
LUX 44°	13746	3436	1527	550	137
Distance (m)	1	2	3	5	10
Beam 14°(cm)	24	49	73	123	245
Beam 44°(cm)	81	162	242	405	808



## BT-THEATRE YOKE

- Pole operated yoke
- Easy manual positioning of theatre projectors
- Compatible with: BT-THEATRE 150EZ  
BT-THEATRE 150EZ Mk2  
BT-THEATRE 250EZ  
BT-THEATRE 250EZ Mk2  
BT-THEATRE 400TW
- Compatible with adapter: BT-THEATRE HD1  
BT-THEATRE 100MZ  
BT-THEATRE 200TW  
BT-THEATRE 261FC



## TV-SPIGOT RECEIVER

- Connect a standard clamp to equipment with a 28mm TV-SPIGOT

### Why do theatres move to LED ?

Compared to traditional lighting, LED and other new technologies offer many cost-saving advantages. First, there is a significant reduction in power consumption. But there is also no need for expensive dimmers and large electrical distribution systems. And replacing consumables, such as lamps and color gels, now belongs to the past.

### Switching to LED is more than just saving money and energy !

Theatres have waited a long time to switch from conventional theatre lighting to LED-based lighting. In contrast to commercial lighting, you have other considerations than just reducing wattage and costs.

Light output, smooth dimming, color consistency and silent operation are all very important as well. With recent LED technology and knowledge, we are finally able to meet these requirements.

In addition to cost savings, the new technologies offer many other advantages, such as

- endless color palettes
- no more ladder needed to change a color filter
- remote control for zoom, colors, positioning, ... with DMX, RDM
- objects and actors are less subject to heating because the LEDs radiate less heat.
- ...

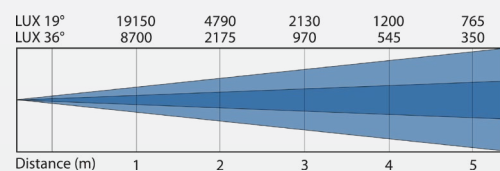
New theatre installations already embrace these new technologies. If you have an existing theatre you will be pleased to hear that you can migrate to the new technologies in several phases to spread the costs. Briteq offers lighting with both manual control and remote control over DMX on the same unit. This allows you to switch directly to LED without immediately replacing your current cabling and lighting consoles.



## BT-PROFILE COMPACT 3200K



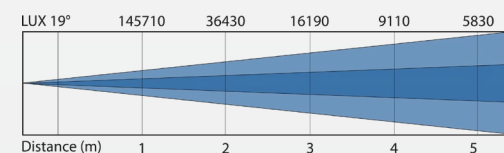
- Light source : 40 watt LED
- CCT : 3200K
- CRI : > 90
- Zoom : 19-36°
- Operation Modes : Standalone
- Dimming can be done via an external Triac dimmer
- Included : filter holder, gobo holder  
(gobo size: 38mm, image 25mm)



## BT-PROFILE 250LED



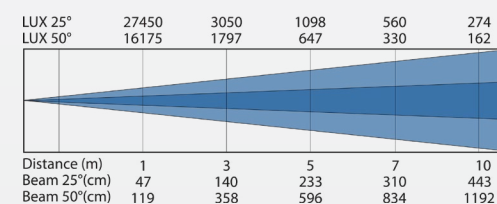

- Light source : 250 watt COB LED
- CCT : 3200K
- CRI : > 97
- Different dimmer curves: Linear, Square law, Inverse square law, S-curve
- Compatible with ETC® Source Four-optics
- Operation Modes : Standalone, DMX
- Optional:
  - iris (aperture diameter 5mm to 74mm)
  - gobo holder (gobo size: 86mm, image 48mm)
  - 19°, 26°, 36°, 50°, 15-30°, 25°-50° optics



## BT-PROFILE HD



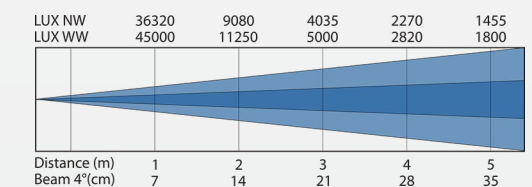

- Compact, powerful full color LED profile
- Light source : 150watt 5-color RGBAL LED
- CCT : white tunable from 1800K to 10000K
- CRI : white > 90
- Color Presets : LEE® / ROSCO® numbering
- CCS Color Calibration System
- Manual zoom : 25°-50° zoom
- Operation Modes : Standalone, DMX
- Included : 4 blade framing shutter



## BT-PROFILE WW



- Compact, powerful full color LED profile
- Light source : 150watt WW LED
- CCT : 3200K
- CRI : > 98
- Manual zoom : 25°-50° zoom
- Operation Modes : Standalone, Triac dimmer, DMX
- Included : 4 blade framing shutter, Gobo holder

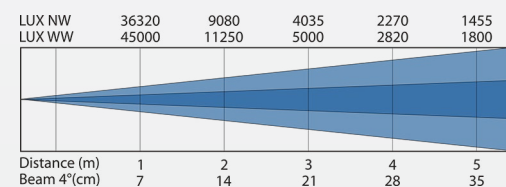






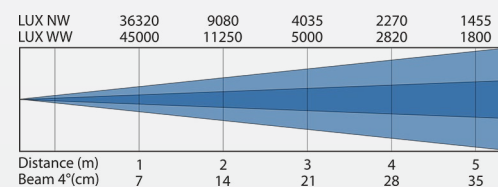
## BEAMSPOT1 TRIAC WW NW

- Light source : 15 watt LED
- CRI : > 90
- Beam Angle : 4° + 10° & 45° lens adapters
- Two dimmer options:
  - Using a traditional Triac dimmer
  - Dimmer knob on the back panel
- Operation Modes : Standalone
- Included : 10° & 45° lens filter adapters
- Available models : - NW : Natural White (4500k)  
- WW : Warm White (3200k)



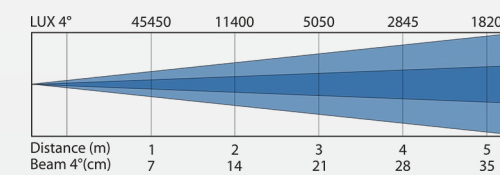
## BEAMSPOT1 DMX WW NW

- Light source : 15 watt LED
- CRI : > 90
- Beam Angle : 4° + 10° & 45° lens adapters
- Selectable lamp behavior: halogen lamp (slow) or led (fast)
- Operation Modes : Standalone, DMX
- Included : 10° & 45° lens filter adapters
- Available models : - NW : Natural White (4500k)  
- WW : Warm White (3200k)



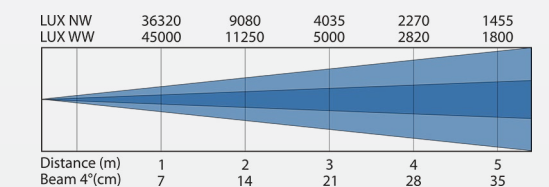
## BEAMSPOT1 DMX FC WW NW

- Light source : 15 watt RGBW LED
- Beam Angle : 4° + 10° & 45° lens adapters
- Selectable lamp behavior: halogen lamp (slow) or led (fast)
- White balance adjustment
- Operation Modes : Standalone, DMX
- Included : 10° & 45° lens filter adapters
- Optional : IR-Remote



## BEAMSPOT 4BAR WW NW

- Light source : 15 watt LED
- CRI : > 90
- Beam Angle : 4° + 10° & 45° lens adapters
- Selectable lamp behavior: halogen lamp (slow) or led (fast)
- Operation Modes : Standalone, DMX
- Included : 10° & 45° lens filter adapters
- Available models : - NW : Natural White (4500k)  
- WW : Warm White (3200k)

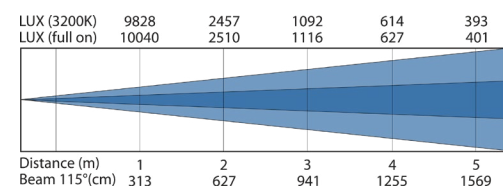




## BT-TVPANEL TW



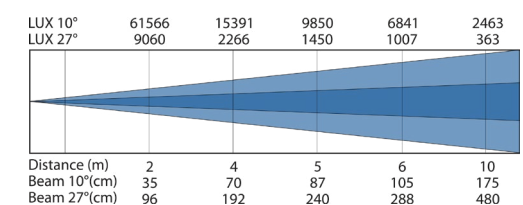
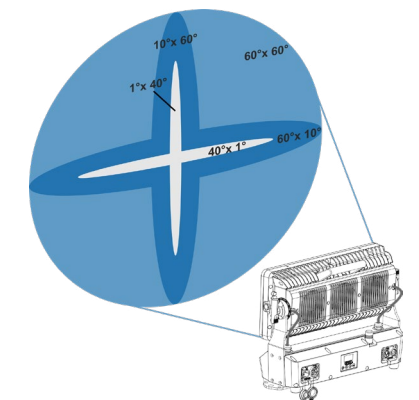
- Professional soft-light for TV- & photo-studio, reporter, ...
- Light source : 640 CW/WW LEDs with 260W total power
- CCT : tunable from 3000K to 5600K with CCT-presets
- Excellent photometrics : Ra > 98, TLCI > 99, ...
- Beam Angle : 115°
- Operation Modes : Standalone, DMX
- Power : mains or (14.8V / 26V) V-Lock battery (batteries not included)
- Included : Frost filters, (color) filter sheet holder
- Optional : 8-leaf Barndoor, Soft box, Intensifier, Studio yoke, Wireless DMX



## BT-CHROMA 800



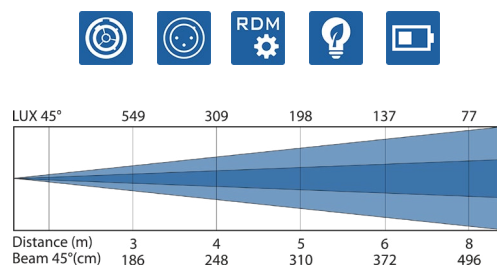
- Ideal as theatre cyclorama light when equipped with the optional 60° or 100° beam shapers
- Light source : 40x 20W RGBL LEDs
- Color control : Hi-CRI white with presets 3000K, 3200K, 4000K, 5600K, ...
- Different pixel combinations for special effects
- Beam Angle : 15° + 27° frost filter
- Operation Modes : Standalone, DMX, Wireless DMX
- Included : Frost filter
- Optional : Barndoor, Glare shield, Beam shapers, Filter frame, fixed outdoor installation set, 5pin XLR modification kit





## BT-VENUELITE 4 WW

- Light source : 4 \* 15W COB
- CCT : 3000K
- CRI : > 90
- Beam Angle : equipped with 45° reflectors
- Operation Modes : Standalone, DMX
- Evacuation function : in case of a power failure, the projector will continue to work on the (optional) internal battery (with built-in charger)
- Optional : Different beam angle reflectors (17°, 25°, 45°, 60°), Wireless DMX, internal battery, fixed installation set



## BT-AKKUBAR WW

- Light source : 3 \* 5 watt LED
- CRI : > 90
- Beam Angle : 9° (+ extra filters for different angles)
- 4260 lux @ 2m (9°)
- CCT : 3000K
- Li-ion battery (+/-8hrs use at 100% output)
- Strong magnetic rubber feet
- Operation Modes : Standalone, Wireless DMX
- Included : IR-remote, frost filters + magnetic filter frames
- Optional : flight case for 4 sets



## BT-AKKUPOLE WW

- Light source : 4 \* 5 watt LED
- CRI : > 90
- Beam Angle : 16,5° (+ extra filters for different angles)
- 3460 lux @ 2m (16,5°)
- CCT : 3000K
- Li-ion battery (288Wh, +/-14,5hrs use at 100% output)
- Works also on mains power (batteries are recharged during use)
- The sturdy swivel arm with projectors can be set in 6 fixed positions.
- Operation Modes : Standalone, DMX, Wireless DMX
- Included : Frost filters, magnetic filter frames, heavy base plate for extra stability
- Optional : flight case for 4 sets, extra poles for different heights



**EXPAND  
YOUR  
CREATIVITY  
WITH  
VINTAGE  
AND  
MODERN LIGHTING**






## BTX-SATURN



- Light source : 270 watt LED
- Zoom : Electronic 8°-45° zoom
- CMY color mixing + 9 fixed colors including CTO, CTB + UV
- Motorized focus
- Fast 540° pan and 270° tilt movements
- 7 replaceable rotating gobos with fine indexing
- 9 fixed static gobos for gobo morphing
- Rotating 3 facets prism
- Iris module for dynamic effect
- Variable frost filter for perfect wash effect
- Aperture diaphragm for excellent logo projection
- 3 focus compensate distances
- Operation Modes : Standalone, DMX



LUX 8°	198000	31680	14080	7920	3520
LUX 45°	9800	1568	697	392	175
Distance (m)	2	5	7,5	10	15
Beam 8°(cm)	28	70	105	140	210
Beam 45°(cm)	166	414	621	828	1240



## BTX-CIRRUS II



- Light source : 19 \* Osram 30W RGBW LEDs
- Zoom : 4°- 60° linear motorized zoom
- Full pixel mapping with 16bit dimming
- Ultra quiet MOONS' motors
- Very fast PAN/TILT movements with 8 or 16bit precision
- Operation Modes : DMX
- Battery backup: update settings without connecting to the mains
- 2.8" Color touch screen with automatic display rotation
- Easy firmware updates with optional firmware updater
- Equipped with small omega brackets for fast installation



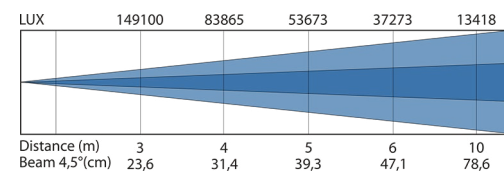

LUX 4°	70832	25500	13010	6375	2833
LUX 60°	2722	980	500	245	109
Distance (m)	3	5	7	10	15
Beam 4°(cm)	21	35	49	70	105
Beam 60°(cm)	346	577	808	1150	1730



## BT-NONABEAM



- Light source : 9 \* 60W CW/WW LEDs
- Beam Angle : 4°
- CCT : adjustable 3000-6000K
- High CRI at low color temperatures
- The 9 LEDs can be individually controlled
- Very powerful RGB-LEDs light up the black front panel
- The 9 lenses are equipped with black anti-glare louvers
- Operation Modes : DMX
- Included : different front panels (black, white, mirror)
- Optional : - set of 9 gold color louvers
- BT-NONAMOVE: Moving yoke



## BT-NONAMOVE

- Turn the static BT-NONABEAM into a moving projector
- Intelligent communication with combined DMX control between both units
- Powerful 3-phase motors for fast, noiseless and accurate 16bit PAN/TILT movements
- Optional BT-NONAMIRROR to turn the BT-NONAMOVE in a double sided 46x20cm moving mirror:
  - Front : high-polished mirror
  - Back : diffuser reflector for soft, scattered reflections





## BT-RETRO



- Light source : HPL-575 halogen + 48 \* 3,5 watt RGB LEDs
- Control the halogen lamp and RGB effects separately
- White balance adjustment
- Link several units together using the optional coupling adapter
- Operation Modes : Standalone, DMX, Wireless DMX (optional)



## BT-RETRO COUPLING ADAPTOR

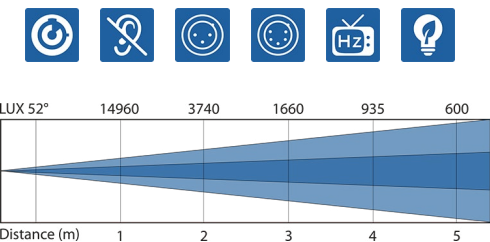
- Connect several BT-RETRO units together with this BT-RETRO coupling adaptor
- 2 coupling adaptors are required to link 2 units together



## COB BLINDER 2x100W



- Light source : 2 \* 100 watt COB LED
- CCT : 3200K
- Beam Angle : 60°
- Dimming from 0% to 100%
- Both projectors can be independently controlled
- Variable Strobe (can be used as LED Strobe!)
- Selectable lamp behavior: halogen lamp (slow) or led (fast)
- Operation Modes : Standalone, DMX





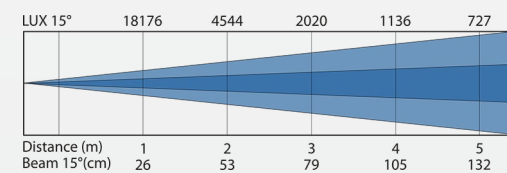




## BT-COLORAY 60R



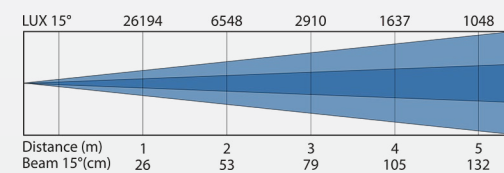
- Light source : 60 watt RGBW LED
- Beam Angle : 15°
- Selectable lamp behavior:  
halogen lamp (slow) or led (fast)
- White balance adjustment
- Operation Modes : Standalone, DMX
- Optional : 3pin to 5pin XLR modification kit



## BT-COLORAY 120R



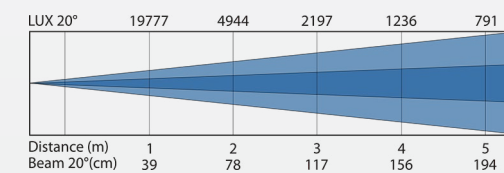
- Light source : 120 watt RGBW LED
- Beam Angle : 15°
- Selectable lamp behavior:  
halogen lamp (slow) or led (fast)
- White balance adjustment
- Operation Modes : Standalone, DMX
- Optional : 3pin to 5pin XLR modification kit



## BT-COLORAY 18FCR



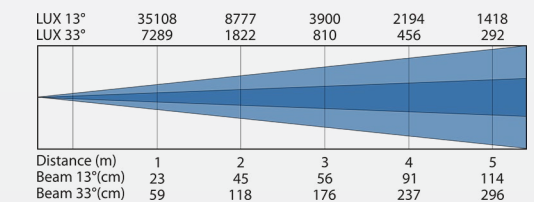
- Light source : 18 \* 8 watt RGBW
- Beam Angle : 20°
- Selectable lamp behavior:  
halogen lamp (slow) or led (fast)
- White balance adjustment
- Operation Modes : Standalone, DMX
- Optional : 3pin to 5pin XLR modification kit



## BT-COLORAY MULTI



- Light source : 120 watt RGBW
- Selectable lamp behavior:  
halogen lamp (slow) or led (fast)
- White balance adjustment
- Included :
  - 2 compound eye lenses with different beam angles: 15° and 35°
  - 1 Glare shield (anti-glare and a better beam)
- Operation Modes : Standalone, DMX
- Optional : barndoor, 3pin to 5pin XLR modification kit

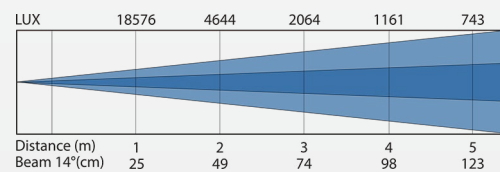




## STAGE BEAMER FC INDOOR



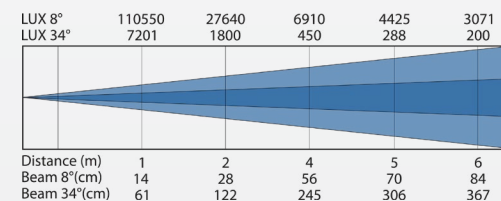
- Light source : 14 \* 5 watt RGBW Osram® LEDs
- CCT : adjustable from 3200K to 10000K
- Beam Angle : 14°
- RGBW Calibration
- 16 bit colormixing
- Operation Modes : Standalone, DMX
- Optional : Barndoor, Outdoor (IP65) version available



## PRO BEAMER ZOOM Mk5 - RENTAL



- Light source : 7 quad-color 20W Osram® LEDs
- Motorized zoom : 8° - 40°
- 2 zone pixel control (center + ring effect)
- Color temperature presets 3200K ~ 10.000K
- White & RGB Calibration
- Different dimmer curves
- Operation Modes : Standalone, DMX
- Optional : barndoor



## BT-H2FOG II

- Ultrasonic 1500W Low Fog machine
- Coverage : 120m<sup>2</sup>
- No more hassle with expensive and hard to find CO2 dry ice
- Black hose with a "fast click-on" system
- Adjustable fog output and fan speed
- Stainless steel "304" water tank
- Operation Modes : Standalone, DMX, Wireless DMX (optional)



## BT-H2FOG COMPACT

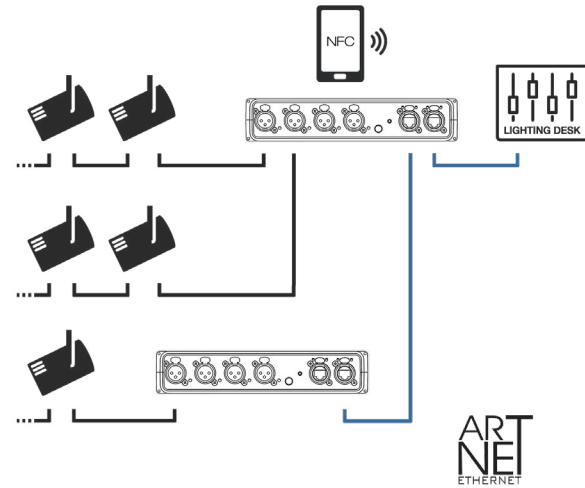
- Ultrasonic 1250W Low Fog machine
- Coverage : 80m<sup>2</sup>
- No more hassle with expensive and hard to find CO2 dry ice
- Black hose with a "fast click-on" system
- Adjustable fog output and fan speed
- Stainless steel "304" water tank
- Operation Modes : Standalone, DMX, Wireless DMX (optional)





## DMS-26

- DMX Merger + Splitter + Booster
- Merger function :
  - HTP : Highest signal takes priority
  - Backup : when the signal on input A fails, the input from B takes over
  - Merger : combine 2 DMX-signals
- Splitter function :
  - Distributes the DMX-signal(s) from the input(s) over 6 outputs which are 100% isolated from each other: problems on 1 output will not influence the other outputs
- 100% electrical isolation between all in/outputs
- The timing of the DMX-outputs can be adapted from 23ms to 45ms
- 2 DMX-inputs + 6 DMX-outputs each with 3pin and 5pin XLR
- Output behavior can be selected when suddenly both DMX-inputs fail:
  - Null: no DMX signal on the outputs
  - Hold: keep the last DMX values on the outputs.
  - Clear: set the DMX values on all outputs to zero.



## What is Art-Net and sACN

DMX can send 512 channels (1 DMX universe) of data over a single cable. As technology moves forward... the need to send larger amounts of DMX data increases. Some modern lighting fixtures need to send more than hundreds of channels per fixture! This can make cable distribution a nightmare and expensive. That is why the Artistic Licence Holdings Ltd tackled this problem by allowing us to send DMX data over ethernet.

Today there are 2 main protocols to send DMX over ethernet. ART-NET and sACN were developed to solve the 512 DMX limit :

- ART-NET can send 32.768 universes over a single ethernet cable
- sACN can send 63.999 universes over a single ethernet cable

Both protocols are proven stable protocols and already widely used.

They use nodes to convert the DMX signals and reroute the different DMX universes.

**Some Briteq lighting fixtures even accept Art-Net and/or send out DMX over ethernet without the need for nodes.**



## BT-NODE24 Mk2

- High speed Art-Net and sACN Node with 4 highly configurable DMX ports:
  - as input : normal mode
  - as output : single, LTP, HTP or ZERO mode
- Gigabit Ethernet I/O based on high speed Marvell switch, without linking delay(IEEE 802.3-2005)
- Automatic Ethernet bypass on power fails
- Integrated web interface with support for mobile devices
- Graphic OLED display for easy monitoring and setup
- Multiple pre-defined presets available and custom presets
- RDM over Art-Net compatible
- 100% electrical isolation between all in/outputs: problems on 1 port will not influence the other ports
- Power options :
  - 100-240VAC 50/60Hz Neutrik® TRUE-1 daisy chaining.
  - PoE class 0 input. From 36V to 57V
- Housing 1/2 19" diecast housing with different installation options:
  - 1-unit fits 1U 19" rack (adapter included)
  - 2-units fit together in a 1U 19" rack (adapter included)
  - Easy truss mounting with rigging bracket (optional)
  - Strong rubber protection adapter for stage use (optional)
- Available models :
  - Neutrik® 3pin XLR
  - Neutrik® 5pin XLR





## BT-626 DIMMER/SWITCH

- Professional 6 channel Dimmer / Switch pack
- Max load 16A (3680W) per channel with automatic 16A circuit breakers
- Suitable for both inductive and resistive loads
- Can be used to dim incandescent lamps, halogen lamps, low volt halogen lamps with ballast and dimmable LED-lamps (load must be >100W)
- Block or individual channel addressing (soft patch)
- Switch/dimmer mode can be set individually for all channels
- Control faders 0-100% for all channels (no external controller needed)
- Preheat control to extend lamp life : 0-6%
- Automatic phase/frequency tracking (45Hz to 63Hz) for improved dimming under difficult conditions
- LED display for monitoring of all functions, including internal temperature
- Intelligent thermo protection with automatic fan control
- DMX (3pin XLR + RJ11) and analog 0/10V (dB9) inputs
- Mains input (200 ~ 240Vac) :
  - 3-phase/4wire: total max. load = 22kW
  - Single phase/2wire: total max. load = 9,6kW
- Available Models : - French sockets  
- German sockets



## PD-32SH POWER DISTRIBUTOR

- Output :
  - 6 \* earthed 16A mains outlet sockets (2 sockets per phase)
  - 1 \* 16pin industrial rectangular connector
  - 1 \* 19pin industrial round connector
- Designed and build to the highest European and international safety standards
- Oversized internal wiring for increased reliability  
32A 4pole circuit breaker protects ALL outputs, including the 32A output to the next unit
- In case of emergency all 3 phases AND the neutral are disconnected
- The 30mA, 4pole residual current circuit breaker prevents electrical shocks
- Accurate digital 3-digit voltmeters per phase
- Accurate digital 3-digit ampere meters per phase
- Two C16 (16A - 1P+N) automatic circuit breakers per phase
- 1,5m long mains input cable (3x 32A, 5wire), equipped with CEE (3P+N+E) 32A inlet plug CEE (3P+N+E) outlet socket (3x 32A, 5wire) for bypass
- Available Models : - French 16A sockets  
- German 16A sockets



## PD-63A Mk2 POWER DISTRIBUTOR

- Output:
  - 2 \* CEE (3P+N+E) 32A outlet sockets (3x 32A, 5wire)
  - C32 (32A - 3P+N) 4pole automatic circuit breaker per 32A output
  - 3 \* earthed 16A mains outlet sockets (1 socket per phase)
  - C16 (16A - 1P+N) 2pole automatic circuit breakers per 16A socket
- Input:
  - 1,5m long mains input cable (3x 63A, 5wire), equipped with CEE (3P+N+E) 63A inlet plug
  - Equipped with a 3P+N, 30mA residual current circuit breaker
- Accurate digital 3-digit voltmeters per phase
- Accurate digital 3-digit ampere meters per phase
- Oversized internal wiring for increased reliability
- Designed and build to the highest European and international safety standards
- Available Models : - French 16A sockets  
- German 16A sockets



## PD-63SH POWER DISTRIBUTOR

- Output :
  - 12 \* earthed 16A mains outlet sockets (4 sockets per phase)
  - 2 \* 16pin industrial rectangular connector
  - 2 \* 19pin industrial round connector
- Oversized internal wiring for increased reliability!
- 63A 4pole circuit breaker protects ALL outputs, including the 63A output to the next unit
- In case of emergency all 3 phases AND the neutral are disconnected
- The 30mA, 4pole residual current circuit breaker prevents electrical shocks
- Phase indicators to easily check if the 3 phases are available
- Accurate digital 3-digit voltmeters per phase
- Accurate digital 3-digit ampere meters per phase
- C16 (16A - 1P+N) 2-POLE automatic circuit breakers per 16A output (socket)
- 1,5m long mains input cable (3x 63A, 5wire), equipped with CEE (3P+N+E) 63A inlet plug
- CEE (3P+N+E) outlet socket (3x 63A, 5wire) for bypass
- Designed and build to the highest European and international safety standards.
- Available Models : - French 16A sockets  
- German 16A sockets





## ABOUT US

Briteq is a European developer and distributor of innovative professional lighting solutions for permanent installations, rental, and other professional use.

The product development, which takes place in Belgium, focuses on ease of use and reliability of the equipment.

To meet the exact needs of our users, Briteq invests in intensive field research.

The close contact with international renowned light designers and event orientated customers results in turnkey light solutions in all areas.

Backed up by a skilled, multi-lingual team and service department in the center of Europe, Briteq is your best partner for high-end professional light equipment.

Our after sales department is a role-model for the business since its very beginning.

Briteq is a registered trademark of Beglec NV, a Belgian sound & light distributor with over 60 years of experience.



[www.briteq-lighting.com](http://www.briteq-lighting.com)