

# Showtec Catalogue







# Showtec: entertainment lighting & stage effects

If you aspire to become an established name and a complete supplier of entertainment lighting then you need to meet a few important criteria. First of all a constant high quality-level is necessary, second a complete range of lighting solutions and finally a clear and transparent product portfolio. Over the years Showtec has become this household name by providing a wide range of entertainment lighting and effects while always keeping in mind to maintain or improve a high quality-level.

This new **Showtec** catalogue focuses entirely on our current series and gives you a well-defined and clear overview. For every level of experience, budget or visual requirements, from moving heads to lasers and from floodlights to Special FX units, you can find the fitting answer right here. You can check all these items with full specs and matching accessories online as well, on [www.showtec.info](http://www.showtec.info)



Showtec: entertainment lighting & stage effects



## Moving Heads

Polar Series	04
Phantom Series	14
Shark Series	34
Kanjo Series	48

## Lightbars & Spots

Spectral Series	56
Cameleon Series	66
Light Bars	74
Spots	84

## Parcans

94

## Wall Washers

Wall Washers	114
Battery Lights	118
Blinders	124
Floodlights	138

## Theatre Lights

Theatre Lights	140
ACT Series	154
Theatre Lights	160

## Light Effects

Light Effects	164
Strobe Lights	200
Blacklights	204
Galactic Series	208

## Decolights

218

## Lightcontrollers

Lightcontrollers	238
Switch & Relay Packs	258
Dimmerpacks	260
DMX Gear	268

## Foggers

Foggers & Effects	284
What The Fog Series	286
Dragon Series	290
Effects	298



# Showtec Polar Series

IP-65 Rated outdoor moving heads

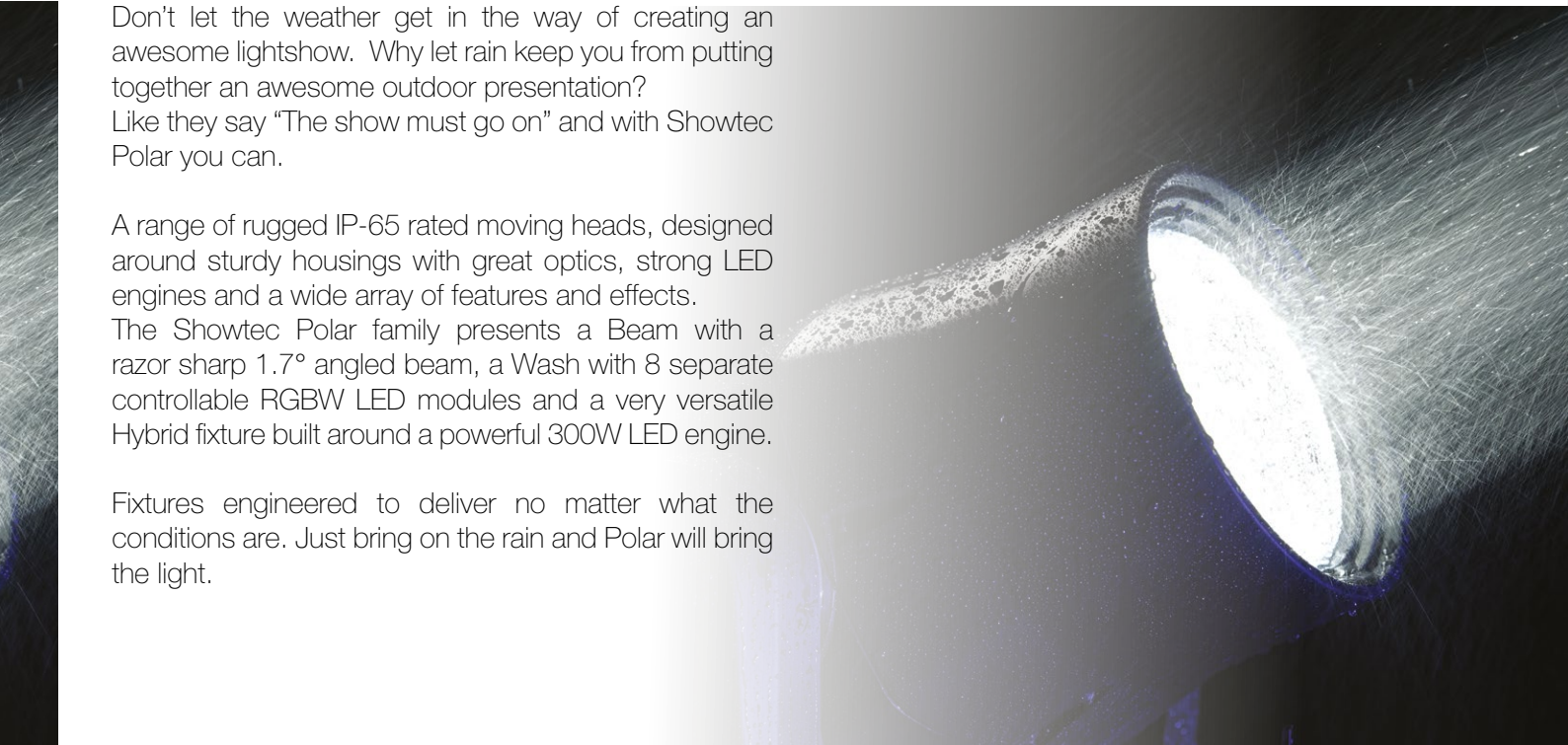
Don't let the weather get in the way of creating an awesome lightshow. Why let rain keep you from putting together an awesome outdoor presentation?

Like they say "The show must go on" and with Showtec Polar you can.


A range of rugged IP-65 rated moving heads, designed around sturdy housings with great optics, strong LED engines and a wide array of features and effects.

The Showtec Polar family presents a Beam with a razor sharp 1.7° angled beam, a Wash with 8 separate controllable RGBW LED modules and a very versatile Hybrid fixture built around a powerful 300W LED engine.


Fixtures engineered to deliver no matter what the conditions are. Just bring on the rain and Polar will bring the light.







# Showtec Polar Series



## Technical Information

### Output:

Lux @ 10m: 22750 Lux (3°)  
 Lux @ 1m: 71250 Lux (30°)  
 Light Source: 300W module  
 Beam angle: 3-30°

### Electrical:

Input voltage: 100-240V AC / 50-60Hz (auto ranging)  
 Max. Power consumption: 400W

### Control:

On Board: Display  
 Control protocol: DMX-512, Art-net, RDM, sACN, W-DMX  
 Control personality: Basic/22ch, Standard/26CH, Extended/30ch

### Optical system:

Dimmer: 0-100% (16bit)  
 Strobe: 0-25Hz  
 Focus: Motorized linear focus  
 Prism: 1x 5F Circular prism with bi-directional rotation, Speed adjustable  
 Frost: 1 Frost filter, linear adjustment

### Movement:

Pan: 540°  
 Tilt: 270°  
 Pan/Tilt resolution: (8-16 bit)

### Gobos & Colours:

Rotating gobo: 8 Gobos + White, Gobo-flow effect, Gobo shake, Bi-directional rotation  
 Static gobo: 12 Gobos + White, Gobo-flow effect, Gobo shake

### Colours:

CMY wheels, One colour wheel (8 dichroic filters + White, Rainbow-flow effect)

### Physical:

Cooling: Forced Convection  
 Colour: Black  
 Casing: Flame retardant plastic, Die-cast Aluminium  
 Data connections: XLR 5P / RJ-45  
 Power connections: Seetronic Input  
 Dimensions: 416 x 356 x 670 mm  
 Ambient Temperature: -20°C ~ 45°C  
 IP Rated: IP65  
 Weight: 34.6 kg

### Certification & Safety:

Certification: CE, MET



The Showtec Polar 300 Hybrid is designed around a 300W LED module and performs perfectly as a beam or spot effect due to the 3° to 30° zoom range. Incorporated in the unit are some exciting features like 8 rotating gobos and 12 static gobos with various effects. Put this in the mix with the double prism effect, from combining the 5 facet prism and you will have created an awesome effect. As IP65 unit very well equipped for outdoor purposes and versatile applications, controllable via DMX-512, RDM, Art-net and SACN.

WIRELESS SOLUTION  
MADE IN SWEDEN



### **Polar 300 Hybrid**

**40102** IP-65 Moving Head

**Special features:**

- IP65
- Spot, Beam & Wash
- Beam angle: 3-30°
- 5F Circular prism
- Wireless DMX as standard



## Showtec Polar Series

### Polar 1920 Wash

**40104** IP-65 Moving Head

**Special features:**

- IP-65
- Zoom range 6° - 35°
- 19x 20W Wash effect
- RGB LED FX Ring
- Wireless DMX as standard

The Showtec Polar Wash 1920 is an innovative and versatile IP65 Wash moving head. Equipped with 19x20W Osram RGBW LED. Finishing touch and additional feature is a separate LED-ring which can create awesome effects. This gives you the freedom to design awesome visuals through DMX-512, RDM, Art-net or SACN. With a zoom-range of 6° to 35° and a choice of various colour mixing modes like HSIC, RGBW or CMY the Showtec Polar Wash FX delivers every time. Compact in size and light weight but it will make sure that its effect cannot be ignored. The Showtec Polar 1920 Wash will fit perfectly into any rental fleet, is ideal for mobile applications or for outdoor use at festivals or amusement parks.

WIRELESS SOLUTION  
MADE IN SWEDEN







### Technical Information

**Output:**  
 Lux @ 1m: 300000lux (6°)  
 Lux @ 1m: 15000lux (35°)  
 Light Source: 19x 20W(RGBW)  
 Beam Angle: 6 - 35°

**Electrical:**  
 Input voltage: 100-240V AC / 50-60Hz (auto ranging)  
 Max.Power consumption: 350W

**Control:**  
 On Board: Display  
 Control protocol: DMX-512, Art-net, RDM, SACN, Wireless DMX  
 Control personality: HSI(13ch), CMY(15CH), Person1(22ch), Person2(29ch), Pixel(45CH)

**Optical system:**  
 Dimmer: 0-100% (16bit)  
 Strobe: 0-25Hz  
 Zoom range: 6 - 35°  
 Led group: RGB colour light, flowing water, chasing, Single point control effect


**Movement:**  
 Pan: 540°  
 Tilt: 270°  
 Pan/Tilt resolution: (8-16 bit)  
 Special: Pan/Tilt movement black out, user selectable pan/tilt ranges

**Physical:**  
 Cooling: Forced convection  
 Colour: Black  
 Casing: Die-cast Aluminium  
 Data connections: XLR 5P / RJ-45  
 Power connections: Seetronic Input  
 Dimensions: 416 x 356 x 488 mm  
 Ambient Temperature: -20°C ~ 45°C  
 IP Rated: IP65  
 Weight: 22.84 kg

**Certification and safety:**  
 Certification: CE, MET



# Showtec Polar Series



## Technical Information

### Output:

Lux @ 1m: 30000lux (4.5°)  
 Lux @ 1m: 15000lux (35°)  
 Light Source: 7x40W(RGBW) + 1x60W(RGBW)  
 Beam Angle: 4.5 - 35°

### Electrical:

Input voltage: 100-240V AC / 50-60Hz (auto ranging)  
 Max. Power consumption: 350W

### Control:

On Board: Display  
 Control protocol: DMX-512, Art-net, RDM, sACN, W-DMX  
 Control personality: HSIC(27ch), SSP(25ch), TOUR(30ch), TR16(37ch), Pixel(52ch), CMY(31ch)

### Optical system:

Dimmer: 0-100% (16bit)  
 Strobe: 0-25Hz  
 Zoom range: 4.5 - 35°  
 Prism: 8F prism with bi-directional rotation, Speed adjustable  
 Led group: RGB colour light, can present the circular arrangement, flowing water, chasing, Single point control effect

### Movement:

Pan: 540°  
 Tilt: 270°  
 Pan/Tilt resolution: (8-16 bit)  
 Special: Pan/Tilt movement black out, user selectable pan/tilt ranges

### Physical:

Cooling: Forced convection  
 Colour: Black  
 Casing: Die-cast Aluminium  
 Data connections: XLR 5P / RJ-45  
 Power connections: Seetronic Input  
 Dimensions: 416 x 356 x 489 mm  
 Ambient Temperature: -20°C ~ 45°C  
 IP Rated: IP65  
 Weight: 23.24 kg

### Certification and safety:

Certification: CE, MET



The Showtec Polar Wash FX is an innovative and versatile IP65 Wash moving head. Equipped with 7x40W RGBW LED modules and one 60W RGBW LED module offering individual pixel control. Finishing touch and additional feature is a separate LED-ring which can create awesome effects. This gives you the freedom to design awesome visuals through DMX-512, RDM, Art-net or SACN. With a zoom-range of 4.5° to 35° and a choice of various colour mixing modes like HSIC, RGBW or CMY the Showtec Polar Wash FX delivers every time. Compact in size and light weight but it will make sure that its effect cannot be ignored. The Showtec Polar 340 Wash FX will fit perfectly into any rental fleet, is ideal for mobile applications or for outdoor use at festivals or amusement parks.

### Polar 340 WashFX

**40101** IP-65 Moving Head



#### Special features:

- IP-65
- Zoom range 4.5 - 35°
- 60W RGBW Flower effect
- 7x 40W Wash effect
- RGB LED FX Ring
- Wireless DMX as standard

WIRELESS SOLUTION  
MADE IN SWEDEN



# Showtec Polar Series



## Technical Information

Output:  
Lux @ 5m: 170000 Lux  
Light Source: 100W module  
Angle: 1.7°

Electrical:  
Input voltage: 100-240V AC / 50-60Hz (auto ranging)  
Max. Power consumption: 180W

Control:  
On Board: Display  
Control protocol: DMX-512, Art-net, RDM, sACN, W-DMX  
Control personality: Basic/13ch, Standard/16CH, Extended/19ch

Optical system:  
Dimmer: 0-100% (16bit)  
Strobe: 0-25Hz  
Focus: Motorized linear focus  
Prism: 5 Circular & 24F linear prism, Speed adjustable

Movement:  
Pan: 540°

Tilt: 270°  
Pan/Tilt resolution: (8-16 bit)  
Special: Pan/Tilt movement black out, user selectable pan/tilt ranges

Gobos & Colours:  
Colours: One colour wheel (9 dichroic-filters + White, Rainbow-flow effect)  
Rotating Gobo: 8 Gobos + White, Gobo-flow effect, Gobo shake, Bidirectional rotation

Physical:  
Cooling: Natural Radiation  
Colour: Black  
Casing: Flame retardant plastic, Die-cast Aluminium  
Data connections: XLR 5P / RJ-45  
Power connections: Seetronic In/Output  
Dimensions: 410 x 280 x 483 mm  
Ambient Temperature: -20°C ~ 45°C  
IP Rated: IP65  
Weight: 19.52 kg

Certification & Safety:  
Certification: CE, MET





If you combine a razor-sharp 1.7° angled beam, extremely fast and precise X/Y movements and a strong 100W LED Module together with an IP65 rated housing, rotating gobos, dichroic filters and a speed adjustable prism, then you will have the perfect setting for the Showtec Polar 100 Beam moving head. A compact and light weight yet powerful moving head, capable of delivering 170000 lux@ 5m. Very well suited as showstopper for small to medium events and a perfect addition to larger setups to add just that little bit extra to the show.

### Polar 100 Beam

**40100** IP-65 Moving Head

**Special features:**

- IP65
- 100W LED Module
- Beam angle 1.7°
- Wireless DMX as standard

WIRELESS SOLUTION  
MADE IN SWEDEN



# Showtec Phantom Series

Versatility has a name

The Phantom series, an established name in the entertainment lighting industry, consists of a range of very reliable fixtures with high performance and yet low power consumption.

It offers you all capabilities and functionalities to handle today's lighting requirements.

Spot, Wash, Beam, Matrix FX, Bar or Hybrid, razor sharp beams, colourful matrix effects or spectacular gobo imagery Showtec Phantom is the perfect choice!





## Showtec Phantom Series

### Phantom 65 Spot

**40070** Black

**40071** White

**Special features:**

- 7 Bi-Rotating gobo's & 8 colours
- Pro Power In- & Output
- Gobo shake, gobo rotate and 3-facet prism
- Quick Lock Brackets



The Showtec Phantom 65 Spot is a very compact multifunctional moving light, specially designed for use on small to mid-sized stages, by DJs and entertainers.

It is the ultimate successor to the Phantom Spot 50 and next to its stylish looks, it is just packed with great features.

Full 65W white LED light output, 1 glass + 6 metal gobos, with gobo-flow and shake, 8 dichroic-filters + white enabling split colours and rainbow-flow effects, a 3-facet prism and great new optics with adjustable manual focus are all on board. It is just hard to believe that this compact fixture can carry all these features!


Thanks to its size and weight of only 6kg, this moving head can be mounted in any position with just one clamp. Also, Pro Power and DMX in- and output allow for easy daisy-chaining of the Phantom 65 spot.

The Showtec Phantom series, a household name in the entertainment lighting industry, are a range of very reliable fixtures with low power consumption and high performance.

Taking into account today's lighting demands, this series offers a range of modern fixtures such as Spot, Wash, Beam, Matrix FX, and Hybrid.

Razor sharp beams, colourful matrix effects or spectacular gobo imagery, a Showtec Phantom will, just as any true superhero, never disappoint you.





### Technical Information

#### Output

Beam Angle: 16°  
 Light Source: 1 x 65W White LED  
 Lux @ 5m: 1870

#### Electrical

Input voltage: 100–240VAC, 50/60Hz (auto ranging)  
 Power consumption: 180W max. at full output

#### Control

On-Board: Full colour display  
 Control Protocol: DMX512, Auto, Sound, Manual, Master-Slave  
 Control Personality: Advanced 13ch /Basic 8ch

#### Optical system

Dimmer: 0-100%  
 Strobe: 0-20Hz  
 Focus: Manual focus  
 Prism: 3-facet prism

#### Movement

Pan: 540°  
 Tilt: 270°

#### Pan/Tilt resolution:

16 bit

#### Special:

Pan / Tilt movement blackout, User-selectable Pan & Tilt ranges, 540°/360°/180°, Reverse Pan / Tilt movement

#### Gobos & Colours

Gobo: 1 glass + 6 metal gobos  
 Gobo functions: Gobo-flow effect, Gobo shake  
 Rotation: Bi-directional  
 Colours: 8 dichroic-filters + white  
 Colour functions: Split colours, Rainbow-flow effect

#### Physical

Colour: Black  
 Housing: Metal & Flame-retardant plastic  
 Data Connection: XLR 3p in- & output  
 Power connection: Pro Power in- & output  
 Dimensions (WxDxH): 238 x 202 x 357 mm  
 Weight: 6Kg

#### Certification and Safety

Certification: CE  
 Max. ambient Temp.: 40°C

### Case for 4x Phantom 65

**D7051** Flightcase



# Showtec Phantom Series



## Technical Information

### Output

Lux @ 5m: 5500 (12°)  
 Beam Angle: 12°-17° (manual)  
 Light Source: 100W White LED

### Electrical

Input voltage: 100~240VAC, 50/60Hz (auto ranging)  
 Power consumption: 360W max.

### Control

On-Board: Full colour display  
 Control Protocol: DMX512, Auto, Sound, Manual, Master-Slave  
 Control Personality: Advanced 14ch /Basic 10ch

### Optical system

Dimmer: 0-100%  
 Strobe: 0-20Hz  
 Focus: Motorized  
 Prism: 6-facet circular & 5- facet linear, rotating prism

### Movement

Pan: 540°  
 Tilt: 270°

Pan/Tilt resolution: 16 bit  
 Special: Pan / Tilt movement blackout, User-selectable Pan & Tilt ranges, 540°/360°/180°, Reverse Pan / Tilt movement

### Gobos & Colours

Rotating Gobowheel: 7 gobos  
 Gobo functions: Gobo-flow effect, Gobo shake  
 Rotation: BI-directional  
 Colourwheel: 8 dichroic-filters + white  
 Colour functions: Split colours, Rainbow-flow effect

### Physical

Colour: Black  
 Housing: Metal & Flame-retardant plastic  
 Data Connection: XLR 3p in- & output  
 Power connection: Pro Power in- & output  
 Dimensions (WxDxH): 325 x 210 x 420 mm  
 Weight: 11,3 Kg

### Certification and Safety

Certification: CE  
 Max. ambient Temp.: 40°C



Case for 4x Phantom 100 Spot /  
 180 Wash **D7062** Flightcase



As addition to the successful Phantom Range, Showtec presents the Phantom 100. A compact, yet powerful moving head with all the features from it's smaller brother the Phantom 65 and some additional features. For instance, the Showtec Phantom 100 packs a 100W white LED engine, is equipped with a 3-facet circular & 5- facet linear rotating prism and with a manually controllable beam angle of 12°-17° you can create the beam you like.

### Phantom 100 Spot

**40077** Black

**Special features:**

- 7 Bi-Rotating gobo's & 8 colours
- ProPower In- & Output
- Dual rotating overlaying prisms
- Quick Lock Brackets



## Showtec Phantom Series

### Phantom 130 Spot

**40072** Black

**40073** White

**Special features:**

- Optional WDMX
- 7 colours + white
- Motorized zoom and focus
- 6-facet circular & 5- facet linear prism







### Technical Information

#### Output

Lux @ 5m: 5200 (12°)  
 Beam Angle: 12° - 21°  
 Light Source: 130W White LED

#### Electrical

Input voltage: 100-240VAC, 50/60Hz (auto ranging)  
 Power consumption: 300W max.

#### Control

On-Board: Full colour display  
 Control Protocol: DMX512, Auto, Sound, Manual, Master-Slave  
 Control Personality: Advanced 16ch /Basic 12ch

#### Optical system

Dimmer: 0-100%  
 Strobe: 0-20Hz  
 Focus: Motorized  
 Zoom: Motorized  
 Prism: 6-facet circular & 5- facet linear prism rotating prism

#### Movement

Pan: 540°  
 Tilt: 270°

#### Pan/Tilt resolution:

16 bit

#### Special:

Pan / Tilt movement blackout, User-selectable Pan & Tilt ranges, 540°/360°/180°, Reverse Pan / Tilt movement

#### Gobos & Colours

Fixed Gobowheel: 7 gobos  
 Rotating Gobowheel: 7 gobos  
 Gobo functions: Gobo-flow effect, Gobo shake  
 Rotation: Bi-directional  
 Colourwheel: 7 dichroic-filters + white  
 Colour functions: Split colours, Rainbow-flow effect

#### Physical

Colour: White  
 Housing: Metal & Flame-retardant plastic  
 Data Connection: XLR 3p in- & output  
 Power connection: Pro Power in- & output  
 Dimensions (WxDxH): 321 x 211 x 462 mm  
 Weight: 13Kg

#### Certification and Safety

Certification: CE  
 Max. ambient Temp.: 40°C

Case for 4x Phantom 100 / 130 / 3R  
 Hybrid / 3R Beam D7052 Flightcase



## Showtec Phantom Series

### Phantom 180 Wash

**40031** Black

**Special features:**

- 4 Section control
- Pro Power In- & Output
- Very fast movement
- Quick Lock Brackets

The Showtec Phantom 180 Wash is an RGBW wash moving head with motorized zoom, 7°-50° . It is equipped with 12 powerful 15W RGBW LEDs, divided into 4 separate controllable sections. Dimmable from 0% to 100% and with strobe function onboard from 0 to 20Hz. Pan & tilt movements are precise and very quick and offer various programmable modes.





## Technical Information

### Output

Lux @ 3m: 14200 (7°)  
 Beam Angle: 7°-50° (motorized)  
 Light Source: 12 x 15W RGBW LED's

### Electrical

Input voltage: 100-240VAC, 50/60Hz (auto ranging)  
 Power consumption: 220W max.

### Control

On-Board: Full colour display  
 Control Protocol: DMX512, Auto, Sound, Manual, Master-Slave  
 Control Personality: Advanced 29ch /Basic 14ch

### Optical system

Dimmer: 0-100%  
 Strobe: 0-20Hz  
 Zoom: Motorized

### Movement

Pan: 540°  
 Tilt: 270°  
 Pan/Tilt resolution: 16 bit

### Special:

Pan / Tilt movement blackout, User-selectable Pan & Tilt ranges, 540°/360°/180°, Reverse Pan / Tilt movement

### Physical

Colour: Black  
 Housing: Metal & Flame-retardant plastic  
 Data Connection: XLR 3p in- & output  
 Power connection: Pro Power in- & output  
 Dimensions (WxDxH): 290 x 205 x 370 mm  
 Weight: 8,5Kg

### Certification and Safety

Certification: CE  
 Max. ambient Temp.: 40°C

## Case for 4x Phantom 100 Spot / 180 Wash

**D7062** Flightcase



## Showtec Phantom Series

### Phantom 3R Beam

**40079** Including Osram R3 bulb

**Special features:**

- Original Osram 3R Bulb
- Optional WDMX
- Fast gobo and colour-wheels
- 8 facet circular rotating prism
- Motorized focus and frost

The Showtec Phantom 3R Beam is a compact yet powerful moving head with a 3R 150W discharge lamp from Osram. And with its narrow beam angle of only 3.5°, it is ideal for combined use with other high-power light effects.


With this fixture, you can create a huge variety of stage effects, thanks to 14 colours + white, split colours and rainbow-flow effects, gobo, prism and focus. By using the frost filter, you even can turn the beam into a wash light.

The Phantom series includes a range of very reliable fixtures with high performance and yet low power consumption. It offers you all capabilities and functionalities to handle today's lighting requirements.

Spot, wash, beam, matrix FX or Hybrid – Showtec Phantom is the perfect choice!







### Technical Information

Lamp: Osram 150W / R3 / 8600K (included)  
 Light Source: Osram 150W / R3 / 8600K (included)  
 Beam Angle: 3.5°

Electrical:  
 Input voltage: 100 to 240V AC 50/60Hz  
 Power consumption: 255W

Control:  
 On-Board: Full colour display  
 Control Protocol: DMX512, Auto, Sound, Manual, Master-Slave  
 Control personality: Advanced 14ch / Basic 10ch

Optical system:  
 Dimmer: 0-100% Mechanical  
 Strobe: 0-20Hz  
 Focus: Motorized  
 Prism: Rotating  
 Frost: Yes

Movement:  
 Pan: 540°  
 Tilt: 260°

Pan/Tilt resolution: 16 bit  
 Special: Pan / Tilt movement blackout, User-selectable Pan & Tilt ranges, 540°/360°/180°, Reverse Pan / Tilt movement

Gobos & Colours  
 Gobo wheel 1: 17 + open fixed gobos  
 Colours: 14 + white  
 Colour effect: Split-colours, Rainbow-flow effect

Physical:  
 Colour: Black  
 Housing: Metal & Flame retardant plastic  
 Data Connection: XLR 3p in- & output  
 Power connection: Pro Power in- & output  
 Dimensions (WxDxH): 321 x 311 x 417 mm  
 Weight: 13 Kg

Certification and Safety:  
 Certification: CE  
 Max Ambient temp.: 40°  
 Minimum distance objects: 10m

Case for 4x Phantom 100 / 130 / 3R Hybrid / 3R Beam  
**D7052** Flightcase



# Showtec Phantom Series



## Technical Information

Lamp: Osram 150W / R3 / 8600K (included)  
 Light Source: 3° - 20°  
 Beam Angle: 3° - 20°

Electrical:  
 Input voltage: 100~240VAC, 50/60Hz (auto ranging)  
 Power consumption: 270W

Control:  
 On-Board: Full colour display  
 Control Protocol: DMX512, Auto, Sound, Manual, Master-Slave  
 Control personality: Advanced 19ch / Basic 14ch

Optical system:  
 Dimmer: 0-100% Mechanical  
 Strobe: 0-20Hz  
 Focus: Motorized  
 Zoom: Yes  
 Prism 1: circular rotating prism  
 Prism 2: linear rotating prism  
 Frost: Yes

Movement:  
 Pan: 540°

Tilt: 260°  
 Pan/Tilt resolution: 16 bit  
 Special: Pan / Tilt movement blackout, User-selectable Pan & Tilt ranges, 540°/360°/180° Reverse Pan / Tilt movement

Gobos & Colours  
 Gobo wheel 1: 16 + open fixed gobos  
 Gobo wheel 2: 8 + open rotating gobos  
 Gobo function: Gobo-flow effect, Gobo shake  
 Colours: 12 + white  
 Colour effect: Split-colours, Rainbow-flow effect

Physical:  
 Colour: Black  
 Housing: Metal & Flame retardant plastic  
 Data Connection: XLR 3p in- & output  
 Power connection: Pro Power in- & output  
 Dimensions (WxDxH): 324 x 211 x 510 mm  
 Weight: 16.7Kg

Certification and Safety:  
 Certification: CE  
 Max Ambient temp.: 40°  
 Minimum distance objects: 10m



Case for 4x Phantom 100 / 130 / 3R  
 Hybrid / 3R Beam **D7052** Flightcase



The new Showtec Phantom 3R Hybrid is here and its name says it all: this is the true all-rounder from the top selling Showtec Phantom series. A moving head that combines a spot and beam, and can even act as a wash light with with the built-in frost filter. Whether on stage or as a fixed effect light in any entertainment venue, this fixture will ensure that all your lighting requirements are met.

The Phantom 3R Hybrid is equipped with one colour wheel, offering both saturated and pastel colours, motorized focus, zoom and both fixed and rotating gobo wheels. The circular and linear overlapping prisms, combined with a 3R OSRAM discharge lamp, provide impressive projections and beautiful mid-air effects.

### Phantom 3R Hybrid



**40075** Including Osram R3 bulb

**Special features:**

- Spot, Wash & Beam
- Optional WDMX
- Linear & Circular overlapping prisms
- Motorized Zoom, Focus and Frost



# Showtec Phantom Series



## Technical Information

### Output

Lux @ 5m: 82000 Lux (3.5°) / 2500 lux (32°)  
 Beam Angle: 3° - 25,4°  
 Light Source: 280W White LED, 7200K

### Electrical:

Input voltage: 100~240VAC, 50/60Hz (auto ranging)  
 Power consumption: 300W

### Control:

On-Board: Full colour display  
 Control Protocol: DMX512, Auto, Sound, Manual, Master-Slave  
 Control personality: Advanced 18ch / Basic 13ch

### Optical system:

Dimmer: 0-100% Mechanical  
 Strobe: 0-20Hz  
 Focus: Motorized  
 Zoom: Motorized  
 Prism 1: circular rotating prism  
 Frost: Yes

### Movement:

Pan: 540°

### Tilt:

270°  
 Pan/Tilt resolution: 16 bit  
 Special: Pan / Tilt movement blackout, User-selectable Pan & Tilt ranges, 540°/360°/180° Reverse Pan / Tilt movement

### Gobos & Colours

Gobo wheel 1: 12 + open fixed gobos  
 Gobo wheel 2: 7 + open rotating gobos  
 Gobo function: Gobo-flow effect, Gobo shake  
 Colours: 7 + white  
 Colour effect: Split-colours, Rainbow-flow effect

### Physical:

Colour: Black  
 Housing: Metal & Flame retardant plastic  
 Data Connection: XLR 3p in- & output  
 Power connection: Pro Power in- & output  
 Dimensions (WxDxH): 364 x 211 x 610 mm  
 Weight: 19.1Kg

### Certification and Safety:

Certification: CE  
 Max Ambient temp.: 40°  
 Minimum distance objects: 3m



Case for 2x Phantom 280 Hybrid  
**D7063** Flightcase





The Phantom 280 Hybrid is the first luminaire in the Phantom series that is based on an LED light source and combines the functions of a beam and spotlight in a luminaire. Through the use of LED technology, the light beam is homogeneous in both spot and beam mode and thus eliminates the traditional hotspots of beams. The Phantom 280 Hybrid is equipped with an impressive optic that can make a beam from 3° to 25°. Tight beams and impressive projections are no problem for this fixture. Two gobo wheels, one with 12 fixed gobos and one with 7 rotating gobos, provide the most dynamic projections and arial effects. A rotating prism and colour wheel compliment this complete moving head. Quicklock mounting brackets are included. Furthermore, all functions are easy to select, set and operate via the clear and graphical display as you are used to from the Phantom series.

## Phantom 280 Hybrid

**40078** Black

### Special features:

- Lightweight. Less than 20kg
- Optional WDMX
- Spot, Wash & Beam
- 1:10 Zoomrange with Autofocus



# Showtec Phantom Series

## Technical Information

Power Supply:	100-240 VAC
Power Consumption:	240 W
Weight:	13 kg
Dimensions LxWxH:	1000 x 930 x 235 mm
Connection Data:	XLR 3 & 5p in / out
Housing:	Metal & Flame-retardant plastic
Certification:	CE
Light Source:	12 x 20W RGBW
Beam Angle:	5 - 50 °
On Board:	Full colour display
DMX channels:	19, 24, 72, 84, 129
Dimmer:	0-100 %
Strobe:	0-20 Hz
Lux @2m:	57000 Lux
Lumen:	4500 lm
Control Protocol:	DMX512, Auto, Sound, Manual, Master-Slave
Ambient Temp.:	0 ~ +40 °C
Connection Power:	Pro Power in- & output
Tilt:	180 °



The Showtec Phantom 1220 Zoombar: complete your light show with great visuals and stunning light animations!

This moving LED bar with motorized tilt is equipped with 12 x 20W RGBW LEDs, great optics and is fully pixel controllable. The zoomrange of 6° to 35° makes it possible to create a narrow multicoloured lightcurtain or turn into a nice wash effect. The 19 & 24 channel personalities make it possible to use the fixture in a basic mode with colourflows and macros. The more advanced 72, 84 and 129 channel personality are available too, allowing full pixel control for the advanced light designers.

## Phantom 1220 Zoombar

**40090** Moving LED Bar

### Special features:

- 12 x 20w RGBW LED
- Fast Motorized Tilt
- Motorized Zoom (6° to 35°)
- Pixel control
- Quick lock mounting brackets



© By Rockateer

# Showtec Phantom Series



## Technical Information

### Output:

Lux @ 2m: 3214 lux  
Beam Angle: 45°  
Light Source: 25x 4W RGBW LEDs

### Electrical:

Input voltage: 100-240V / 50-60Hz (auto ranging)  
Power consumption: 125W at full output

### Control:

On Board: Display  
Mode: DMX, Auto, Sound, Master/Slave  
Control protocol: DMX-512  
Control personality: 10, 18, 118 Channels

### Optical system:

Dimmer: 0-100%  
Dimmer curves: Linear, Square, I-Square, S curve  
Strobe: 0-20Hz

### Movement:

Pan: 540°  
Tilt: 270°

Pan/Tilt resolution: 16 bit  
Special: Pan/ Tilt reverse & Black out by DMX

### Physical:

Colour: Black  
Housing: Metal & Flame retardant plastic  
Data connections: XLR 3p  
Power connections: Pro power in- & output  
Dimensions: 360 x 230 x 480 mm  
Weight: 13Kg

### Certification and Safety:

Certification: CE  
Max. ambient temp: 40°





The Showtec Phantom Matrix FX: complete your light show with great visuals and stunning light animations!

This 5x5 matrix moving head is equipped with 25 x 4W RGBW LEDs, 45° square optics and is fully pixel controllable.

The 10- and 18-channel personalities, character and alphabet presets as well as colourflow macros enable non-professional users to operate this fixture easily.

A 118-channel personality is available too, allowing full pixel control for the advanced light designers.

The Matrix FX incorporates IFS Technology, which helps light designers to synchronize effects when used in combination with other IFS fixtures. The programming efforts

## Phantom Matrix FX

**40062** 5x5 Matrix Moving Head

### Special features:

- Character & Alphabet presets
- Gobo & Animation macro's
- Colourflow macro's
- Incl. diffuser screen



for generating similar colours, strobos, and rhythmic changes are thus considerably simplified. In all personalities, colour presets and programs, built-in animations, gobos and characters are selectable via DMX. A diffuser screen is also included, which allows improved animation views.

The Phantom series includes a range of very reliable fixtures with high performance and yet low power consumption. It offers you all capabilities and functionalities to handle today's lighting requirements.

Spot, wash, beam, matrix FX or Hybrid – Showtec Phantom is the perfect choice!

# Showtec Shark Series

Compact light fixtures with a bite

Showtec Shark Series is a range of compact sized moving heads with excellent features and an impressive output. It is the perfect lighting solution for mobile DJs, musicians, pubs, and bars. Intelligently designed fixtures, easy to use by professional and non-professional users alike. Versatile macros and integrated sound-active programs are features that will enable you to create amazing shows without any complex programming.

Showtec Shark moving heads are equipped with IFS Technology, allowing users full control of various Shark fixtures within a single setup. Showtec Shark: Dangerously Cool Moving Heads!

If you would like to add a more retro-feel to your event then the Shark Scan One and Shark Barrel One come into play. Equipped with powerful 100W white LED engines, a Colourwheel with 8 colours and 7 rotating gobos these Sharks turn any event into a memorable one.





## Showtec Shark Series

### Shark Spot One

45023 60W

Special features:

- Motorized focus
- Oled Display
- Ir remote included
- 60W LED Source



The Showtec Shark Spot One is a professional compact size 60W LED moving spot light.


Even though this fixture is relatively small, it still offers great features such as a motorized focus, 3-facet prism, bi-rotating gobos and high-grade dichroic colour filters.

Because of the sophisticated optical system the Shark Spot One also has an astonishingly bright output.


Weighing only 6.2 kg, transport and handling are easy and thanks to only one single mounting clamp, rigging can be done very quickly.

All features and effects like gobo flow and –shake, strobe and focussing can be controlled via DMX or with the included IR remote control.

An 8-channel personality allows for a basic light desk control of the Shark Spot One, and for full control, an extended 14-channel personality is available too. Additionally the master/slave function as well as an on-board 'sound mode' allow for music-controlled shows with no need for programming.







## Technical Information

Output  
 Lux @ 1m: 44.600  
 Beam Angle: 15°  
 Light Source: 60W White LED (8000K)

Electrical  
 Input Voltage: 100-240VAC, 50/60Hz  
 Power consumption: 110W

Control  
 On-Board: Oled Display  
 Control Protocol: DMX512, Auto, Master/Slave, Sound, IR-Remote  
 Control Personality: Advanced 14ch /Basic 8ch

Optical system  
 Dimmer: 0-100%  
 Strobe: 0-20Hz  
 Focus: Motorized focus  
 Prism: 3-facet prism

Movement  
 Pan: 540°  
 Tilt: 200°

Pan/Tilt resolution: 16 bit

Gobos & Colours  
 Gobo: 1 Glass & 4 metal gobos  
 Gobo functions: Gobo-Flow effect, Gobo shake  
 Rotation: Bi-directional  
 Colours: 7 dichroic-filters + white  
 Colour functions: Rainbow-flow effect

Physical  
 Colour: Black  
 Housing: Metal & Flame-retardant plastic  
 Fixture Connection: 3-p XLR Data in/out, IEC Power input  
 Dimensions (WxDxH): 270 x 140 x 380 mm  
 Weight: 6,2 Kg

Certification and Safety  
 Certification: CE  
 Max. ambient Temp.: 40°C

Case for 4 pcs Shark Spot / Wash / Zoom / Combi  
**D7049** Flightcase



# Showtec Shark Series



## Technical Information

### Output

Lux @ 1m spot: 6900  
 Lux @ 1m wash: 15500  
 Beam Angle spot: 13°  
 Beam Angle wash: 25°  
 Light Source spot: 30W White LED  
 Light Source wash: 6x 8W RGBW LED

### Electrical

Input Voltage: 100~240VAC, 50/60Hz  
 Power consumption: 110W

### Control

On-Board: Oled Display  
 Control Protocol: DMX512, Auto, Master/Slave, Sound, IR-Remote  
 Control Personality: Advanced 15ch & 20ch /Basic 8ch

### Optical system

Dimmer: 0-100%  
 Strobe: 0-20Hz  
 Focus: Motorized focus

### Movement

Pan: 540°  
 Tilt: 230°  
 Pan/Tilt resolution: 16 bit

### Gobos & Colours

Gobo: 1 Glass & 6 metal gobos  
 Gobo functions: Gobo-Flow effect, Gobo shake  
 Rotation: Bi-directional  
 Colours: 7 dichroic-filters + white  
 Colour functions: Rainbow-flow effect

### Physical

Colour: Black  
 Housing: Metal & Flame-retardant plastic  
 Fixture Connection: 3-p XLR Data in/out, IEC Power input  
 Dimensions (WxDxH): 205 x 145 x 330 mm  
 Weight: 4,2 Kg

### Certification and Safety

Certification: CE  
 Max. ambient Temp.: 40°C



Case for 4 pcs Shark Spot / Wash / Zoom / Combi  
**D7049** Flightcase



The Shark Combi Spot One: the 2-in-1 moving head within the Showtec Shark family. Ample light output for both wash and spot, combined with 7 gobos and 7 dichroic colour filters make this a perfect fixture for mobile DJs, entertainers, bars, clubs, etc. A 30W white LED light source for 13° spot and six 8W RGB LEDs for a 25° wash provides a high level of flexibility in lighting options while saving space in your installation at the same time.

All features and effects, like gobo flow and –shake, strobe and dimming, can be controlled via DMX or with the included IR remote control.

An 8-channel personality allows for a basic light desk control of the Shark Combi Spot One, and for full control, two advanced 19-channel personalities are available as well.

## Shark Combi Spot One

**45022** 30W + 6xRGB

### Special features:

- Wash & Spot-in-one
- Oled Display
- Ir remote included
- 30W + 6x 8W Q4 LED



## Showtec Shark Series

### Shark Wash One

**45020** 7x 12W Q6

**Special features:**

- Extremely compact
- Oled display
- Ir remote included
- RGBWA-UV Colours



The Shark Wash One is a compact, affordable and reliable wash light for DJs, entertainers, clubs and bars. Equipped with seven Q6 LEDs, all with RGBWA-UV colours, this small moving head creates countless colour mixing possibilities. In addition, specially developed optical lenses ensure an excellent beam projection. Because of its compact dimensions, combined with the 25° lenses, the Shark Wash One is very suitable for venues with low ceilings.







## Technical Information

**Output**  
 Lux @ 2m: 3350  
 Beam Angle: 25°  
 Light Source: 7x 12W RGBWA-UV 6-in-1 LED

**Electrical**  
 Input Voltage: 100-240VAC, 50/60Hz  
 Power consumption: 120W

**Control**  
 On-Board: Oled Display  
 Control Protocol: DMX512, Auto, Master/Slave, Sound, IR-Remote  
 Control Personality: Advanced 16ch /Basic 7ch

**Optical system**  
 Dimmer: 0-100%  
 Strobe: 0-20Hz

**Movement**  
 Pan: 540°  
 Tilt: 230°  
 Pan/Tilt resolution: 16 bit

**Physical**  
 Colour: Black  
 Housing: Metal & Flame-retardant plastic  
 Fixture Connection: 3-p XLR Data in/out, IEC Power input  
 Dimensions (WxDxH): 198 x 156 x 315 mm  
 Weight: 3,8 Kg

**Certification and Safety**  
 Certification: CE  
 Max. ambient Temp.: 40°C

**Case for 4 pcs Shark Spot / Wash / Zoom / Combi**  
**D7049 Flightcase**



# Showtec Shark Series



## Technical Information

### Output

Lux @ 2m: 19100 (6°)  
Beam Angle: 6° - 36°  
Light Source: 7x 15W RGBW 4-in-1 LED

### Electrical

Input Voltage: 100~240VAC, 50/60Hz  
Power consumption: 80W

### Control

On-Board: Oled Display  
Control Protocol: DMX512, Auto, Master/Slave, Sound, IR-Remote  
Control Personality: Advanced 15ch /Basic 8ch

### Optical system

Dimmer: 0-100%  
Strobe: 0-20Hz  
Zoom: Motorized

### Movement

Pan: 540°  
Tilt: 230°  
Pan/Tilt resolution: 16 bit

### Physical

Colour: Black  
Housing: Metal & Flame-retardant plastic  
Fixture Connection: 3-p XLR Data in/out, IEC Power input  
Dimensions (WxDxH): 200 x 147 x 330 mm  
Weight: 4,3 Kg

### Certification and Safety

Certification: CE  
Max. ambient Temp.: 40°C



Case for 4 pcs Shark Spot /  
Wash / Zoom / Combi  
D7049 Flightcase



The Shark Wash Zoom One is a compact RGBW wash light equipped with a motorized zoom from 6° to 36°.

Thanks to seven RGBW power LEDs with high-grade optics this moving head offers an excellent colourmix with a very high output.

Weighing only 4.3 kg, this fixture can be transported and handled easily and because of a single mounting clamp, rigging can be done very quickly.

All features and effects, like strobe, dimming and zoom can be controlled via DMX or with the included IR remote control. An 8-channel personality allows for a basic light desk control of the Shark Wash Zoom One and for full control an extended 15-channel personality is also available.

## Shark Zoom Wash One

**45021** 7xRGBW

### Special features:

- 6° - 36° Zoom range
- Oled display
- Ir remote included
- RGBW Colours



## Showtec Shark Series

### Shark Beam FX One

**45024** 3x 40W

**Special features:**


- Eye-catching aerial effect
- Oled display
- Ir remote included
- 3x 40W Q4 LED



The Showtec Shark Beam FX One: now you too can create incredible beam effects for that true retro disco feeling! Three extremely bright 40W RGBW LEDs will surely draw the attention of your audience. A unique mechanical construction enables to zoom with a continuous front-lens rotation so creating spectacular visual effects and beautiful colour patterns is really easy. All features and effects, like strobe, dimming and zoom, can be controlled via DMX or with the included IR remote control. An 8-channel personality allows for a basic light desk control of the Shark Beam FX, and for full control, two advanced 16-channel personalities are available as well.







## Technical Information

Output  
 Lux @ 2m: 48.300 (4°)  
 Beam Angle: 4-60°  
 Light Source: 3x 40W RGBW 4-in-1 LED

Electrical  
 Input Voltage: 100-240VAC, 50/60Hz  
 Power consumption: 135W

Control  
 On-Board: Oled Display  
 Control Protocol: DMX512, Auto, Master/Slave, Sound, IR-Remote  
 Control Personality: Advanced 16ch /Basic 8ch

Optical system  
 Dimmer: 0-100%  
 Strobe: 0-20Hz  
 Zoom: Motorized

Movement  
 Pan: 540°  
 Tilt: 230°  
 Lens Rotation: Continuous

Pan/Tilt resolution: 16 bit

Colour: Black  
 Housing: Metal & Flame-retardant plastic  
 Fixture Connection: 3-p XLR Data in/out, IEC Power in/out  
 Dimensions (WxDxH): 250 x 170 x 350 mm  
 Weight: 6 Kg

Certification and Safety  
 Certification: CE  
 Max. ambient Temp.: 40°C



Case for 4x Shark FX Beam  
**D7050** Flightcase



## Shark Scan One

**45025** 100W White LED

### Special features:

- 100W White LED module
- 8 Colour wheel
- 7 (Rotating) Gobo wheel
- 3F Prism
- Motorized focus



### Technical Information

Output:	
Light Source:	100W white LED module
Angle:	18°
Electrical:	
Input voltage:	100-240V AC / 50-60Hz (auto ranging)
Max. Power consumption:	116W
Control:	
On Board:	0-LED Display
Control protocol:	DMX, Auto, Sound, Master/Slave
Control personality:	8CH / 14CH
Optical system:	
Dimmer:	0-100% (linear dimmer)
Strobe:	0-25Hz
Focus:	Motorized focus
Prism:	1x 3 Facet prism
Movement:	
Pan:	160°
Tilt:	50°

Gobos & Colours:  
Colours:  
Gobo:

Colour wheel (8 colour + White, Rainbow-flow effect)  
7 Gobos + Open, Rotation, Gobo-shake, Gobo-scroll

Physical:  
Cooling:  
Colour:  
Data connections:  
Power connections:  
Dimensions:  
Ambient Temperature:  
IP Rated:  
Weight:

Forced convection  
Black  
In/Out (XLR 3P)  
ProPower In- & Output  
253 x 158 x 380 mm  
-5°C ~ 40°C  
IP20  
6.2Kg



**Case for 4x Shark Scan/ Barrel**  
**D7528** Flightcase



## Shark Barrel One

**45026** 100W White LED

### Special features:

- Source 100W White LED module
- 8 Colour wheel
- 7 (Rotating) Gobo wheel
- 3F Prism
- Motorized focus



### Technical Information

Output:	
Light Source:	100W white LED module
Angle:	18°
Electrical:	
Input voltage:	100-240V AC / 50-60Hz (auto ranging)
Max. Power consumption:	125W
Control:	
On Board:	0-LED Display
Control protocol:	DMX, Auto, Sound, Master/Slave
Control personality:	8CH / 14CH
Optical system:	
Dimmer:	0-100% (linear dimmer)
Strobe:	0-25Hz
Focus:	Motorized focus
Prism:	1x 3F prism
Movement:	
Pan:	160°
Barrel Rotation:	360°

Gobos & Colours:  
Colours:  
Rotating Gobo:

Colour wheel (8 colour + White, Rainbow-flow effect)  
7 Gobos + Open, Rotation, Gobo-shake, Gobo-flow scroll

Physical:  
Cooling:  
Colour:  
Data connections:  
Power connections:  
Dimensions:  
Ambient Temperature:  
IP Rated:  
Weight:

Forced convection  
Black  
In/Out (XLR 3P)  
In/Out (ProPower)  
253 x 158 x 430 mm  
-5°C ~ 40°C  
IP20  
6.6kg



**Case for 4x Shark Scan/ Barrel**  
**D7528** Flightcase




# Showtec Kanjo Series

Great fixtures with small dimensions

With the Kanjo series Showtec offers a range of compact, versatile moving heads and retro light effects which fit perfectly in any mobile DJ application, small clubs and even pop up fashion shows.

Each Kanjo fixture, from the 10W Kanjo Spot 10 to the 60W Kanjo Barrel 60, is controllable via DMX-512, is equipped with a gobo- and a colourwheel and developed around a 10W 7000K LED source for the Spot 10 up to a 60W 7500K white LED source.

With weights just below 4kg, the Kanjo-range is easy to handle, transport and rig. For the Kanjo Spot 10 and Spot 60 you can even choose between a Value Line case or a flightcase for easy transportation.







## Showtec Kanjo Series


### Kanjo Spot 10


**45010** 10W

**Special features:**

- Compact size
- Gobo and Colour wheel
- Sound Control
- Master/Slave function

The Kanjo Spot 10 is an ultra-compact and impressive moving head equipped with a 10W LED Lightsource. It has a colour and gobo wheel and offers crisp gobos and vivid colours at an affordable price level. The Kanjo Spot 10 is the ideal solution for small clubs and mobile DJ's.





## Technical Information

**Output:**  
 Lux@1m: 4500  
 Beam Angle: 13°  
 Light Source: 10W LED Source, 7000k

**Electrical:**  
 Input voltage: 100-240V / 50-60Hz (auto ranging)  
 Power consumption: 26W at full output

**Control:**  
 On Board: LED Display  
 Mode: DMX, Sound, Master/Slave  
 Control protocol: DMX-512  
 Control personality: DMX, Auto, Master/Slave, Sound

**Optical system:**  
 Dimmer: 0-100%  
 Strobe: 0-20Hz  
 Focus: Manual

**Movement:**  
 Pan: 540°  
 Tilt: 230°  
 Pan/Tilt resolution: 16 bit

**Physical:**  
 Colour: Black  
 Housing: Metal & Flame retardant plastic  
 Fixture connections: XLR 3p Data in/out, IEC input  
 Dimensions: 145 x 160 x 270 mm  
 Weight: 3 kg

**Certification and Safety:**  
 Certification: CE  
 Max. ambient temp: 40°



**Case for 4x Kanjo Wash/Spot**  
**D7033 Value Line**



**Case for 4x Kanjo Wash/Spot**  
**D7034 Flightcase**



# Showtec Kanjo Series



## Technical Information

Output:  
Lux@1m: 16400  
Beam Angle: 18°  
Light Source: 60W LED Source, 7500k

Electrical:  
Input voltage: 100-240V / 50-60Hz (auto ranging)  
Power consumption: 100W at full output

Control:  
On Board: LED Display  
Mode: DMX, Sound, Master/Slave  
Control protocol: DMX-512, 8/10 Ch  
Control personality: DMX, Auto, Master/Slave, Sound

Optical system:  
Dimmer: 0-100%  
Strobe: 0-20Hz  
Focus: Manual

Movement:  
Pan: 540°  
Tilt: 230°  
Pan/Tilt resolution: 16 bit

Physical:  
Colour: Black  
Housing: Metal & Flame retardant plastic  
Fixture connections: XLR 3p Data in/out, IEC input  
Dimensions: 145 x 160 x 265 mm  
Weight: 3 kg

Certification and Safety:  
Certification: CE  
Max. ambient temp: 40°



Case for 4x Kanjo Wash/Spot  
D7033 Value Line



Case for 4x Kanjo Wash/Spot  
D7034 Flightcase





The Kanjo Spot 60 is an ultra-compact and impressive moving head equipped with a 60W LED Lightsource. It has a colour and gobo wheel and offers crisp gobos and vivid colours at an affordable price level. The Kanjo Spot 60 is the ideal solution for small clubs and mobile DJ's.

## Kanjo Spot 60

**45011** 60W

### Special features:

- Compact size
- Gobo and Colour wheel
- Sound Control
- Master/Slave function



## Kanjo Scan 60

**45012** 60W 7500K

### Special features:

- Compact Size
- Gobo and colour Wheel
- Sound Control
- Master/Slave Function



### Technical Information

Power Supply: 100 - 240 VAC  
Power Consumption: 100 W  
Weight: 3.52 kg  
Dimensions LxWxH: 335 x 160 x 185 mm  
Connection Data: 3 Pole XLR in- & out  
Housing: Metal  
Light Source: 60W LED, 7500K  
Beam Angle: 18 °  
On Board: LED Display  
DMX channels: 8, 10  
Dimmer: 0-100 %

Strobe: 0 - 15 Hz  
Focus: Manual  
Control Protocol: DMX512  
Ambient Temp.: 0 ~ +40 °C  
Connection Power: IEC in- & output  
Colour Wheel 1: 7 dichroic-filters + white  
Pan: 160 °  
Pan/Tilt Resolution: 16 bit  
Gobo Wheel 1: 7 + open fixed gobos




## Kanjo Barrel 60

**45013** 60W 7500K

### Special features:

- Compact Size
- Gobo and colourwheel
- Sound Control
- Master/Slave function



### Technical Information

Power Supply: 100 - 240 VAC  
 Power Consumption: 100 W  
 Weight: 4 kg  
 Dimensions LxWxH: 335 x 160 x 185 mm  
 Connection Data: 3 Pole XLR in- & out  
 Housing: Metal  
 Light Source: 60W LED, 7500K  
 Beam Angle: 18 °  
 On Board: LED Display  
 DMX channels: 8, 10  
 Dimmer: 0-100 %

Strobe:  
 Focus:  
 Control Protocol:  
 Ambient Temp.:  
 Connection Power:  
 Colour Wheel 1:  
 Pan:  
 Pan/Tilt Resolution:  
 Gobo Wheel 1:

0 - 15 Hz  
 Manual  
 DMX512  
 0 ~ +40 °C  
 IEC in- & output  
 7 dichroic-filters + white  
 160 °  
 16 bit  
 7 + open fixed gobos



# Showtec Spectral Series


No festival without Spectral

Showtec's Spectral

Series is a range of sturdy spot-fixtures, designed with in mind the requirements of the most demanding rental companies and perfectly equipped for festivals or fixed installations. The Spectral series includes luminaires with fixed beam angles and units with built-in zoom, for indoor use and IP-65 rated units for outdoor applications. No Festival without Spectral!







## Spectral 300 MKIII Q4

**43561** Indoor spot

Special features:

- Compact size
- 20W RGBW Colourmixing
- Powerful lightoutput



### Technical Information

Ambient Temp.:	-10 ~ +45°C
Beam Angle:	12°
Certification:	CE
Connection Data:	3 Pole XLR in- & out
Connection Power:	Dedicated Power connector
Control Mode:	DMX512, Auto, Manual
Cooling:	Convection
Dimensions LxWxH:	212 x 124 x 168mm
Dimmer:	0-100%
DMX channels:	3, 9
Housing:	Die Cast Aluminium
Housing Colour:	Black
Light Source:	1x 4-in-1 Osram RGBW
Lumen:	800 lm
Lux @2m:	10000 Lux
Power Consumption:	21W
Power Supply:	100 -240VAC
Refresh Rate:	1200Hz
Strobe:	0 – 20Hz
Weight	1.9kg

## Spectral M800 Q4 Tour

**43570** Indoor spot

Special features:

- 16 bit dimming
- Roadproof Housing
- No fans, low noise
- RGBW colourmixing



## Spectral M800 Q4 IP65

**43571** Outdoor spot

Special features:

- 16 bit dimming
- Roadproof Housing
- No fans, low noise
- RGBW colourmixing



### Technical Information

Output:	
Max. Flux:	1452lm
Peak Intensity:	15294cd
Light Source:	
LED Qty.:	14 x 5W RGBW
Drive Current:	350mA
Colour Range:	16.7 million additive RGBW colours with full saturation control
Electrical:	
Input Voltage:	AC100V~240V, 50/60Hz
Max. Power:	65W
Control:	
On-board:	Display for Auto and Custom control
Control Protocol:	DMX512 & RDM
Control Personality:	Tour, TR16, AR1.d, 8Bit, 16Bi, SSP, ARC.2, AR2.d, AR2.S
Optical System:	
Dimmer:	0-100%
Strobe:	0-20Hz
Optics:	16°

Physical:	
Dimensions:	250 x 200 x 296 mm
Weight:	4.8Kg (indoor)/ 5.2 kg (outdoor)
Housing:	Die-casting aluminium
Colour:	Black
Fixture Connection:	XLR (3-pin & 5-pin) DMX in/out, Powercon power in/out Convection
Cooling:	
Operation Temperature:	-40°C ~45°C (operating) / -20°C ~45°C (startup)



### Technical Information

Output:	
Max. Flux:	1452lm
Peak Intensity:	15294cd
Light Source:	
LED Qty.:	14 x 5W RGBW
Drive Current:	350mA
Colour Range:	16.7 million additive RGBW colours with full saturation control
Electrical:	
Input Voltage:	AC100V~240V, 50/60Hz
Max. Power:	65W
Control:	
On-board:	Display for Auto and Custom control
Control Protocol:	DMX512 & RDM
Control Personality:	Tour, TR16, AR1.D, 8Bit, 16Bi, SSP, ARC2, AR2D, AR2S
Optical System:	
Dimmer:	0-100%
Strobe:	0-20Hz
Optics:	16°

Physical:	
Dimensions:	180 x 235 x 320 mm
Weight:	4.8Kg (indoor)/ 5.2 kg (outdoor)
Housing:	Die-casting aluminium
Colour:	Black
Fixture Connection:	XLR (3-pin) DMX in/out, Powercon power in/out Convection
Cooling:	
Operation Temperature:	-40°C ~45°C (operating) / -20°C ~45°C (startup)



## Spectral Revo 6

**43640** Q6, IP65

### Special features:

- PC Lens Optics
- RGBALC Osram source
- Forced Convection cooling
- IP65 rated



## Spectral Revo Tungsten

**43642** 2700-4500K, IP65

### Special features:

- CCT 2700K - 4500K
- CRI >95
- 16° beam angle
- IP65



### Technical Information

Output:	
Max. Flux:	3051lm
Peak Intensity:	28987cd
Light Source:	
LED:	125W custom Osram RGBALC LED Array
Colour Range:	16.7 million additive colours with full saturation control
Electrical:	
Input Voltage:	AC100V~240V, 50/60Hz
Max. Power:	145W
Control:	
On-board:	Display for Auto and Custom control
Control Protocol:	DMX512 & RDM
Control Personality:	Basic, CLR, HSIC, SSP, Tour, TR16
Optical System:	
Dimmer:	0-100%
Strobe:	0-20Hz
Optics:	17°

Physical:	
Dimensions:	320 x 418 x 219 mm
Weight:	6,1Kg
Housing:	Die-casting aluminium
Colour:	Black
IP rating:	IP-65
Fixture Connection:	XLR (5-pin) DMX in/out, Powercon True1 power in/out
Cooling:	Forced Convection
Operation Temperature:	-40°C ~45°C (operating) / -20°C ~45°C (startup)



### Technical Information

Power Supply:	100 - 240 VAC
Power Consumption:	143 W
Weight:	6.5 kg
Dimensions LxWxH:	418 x 320 x 219 mm
Connection Data:	XLR 5 pole in/out Die-cast aluminium
Housing:	Die-cast aluminium
Certification:	CE
IP Rating:	IP 65
Light Source:	140W LED Module
Beam Angle:	16 °
CRI:	95
Refresh Rate:	>1000 Hz
DMX channels:	1, 2, 3, 6, 8
Dimmer:	0-100 %
Strobe:	0-25 Hz
Control Mode:	DMX 512, RDM
Cooling:	Forced Convection
Ambient Temp.:	-10 ~ +45 °C
Connection Power:	Seetronic True1
Colour Temperature Range:	2700 - 4500 K





## Spectral Revo Daylight

**43643** 4000-6500K, IP65

### Special features:

- CCT 4000K - 6500K
- CRI >95
- 16° Beam angle
- IP 65



## Spectral Revo UV

**43641** UV, IP65

### Special features:

- PC Lens Optics
- UV Osram source
- Forced Convection cooling
- IP65 rated



### Technical Information

Power Supply:	100 - 240 VAC
Power Consumption:	143 W
Weight:	6.5 kg
Dimensions LxWxH:	418 x 320 x 219 mm
Connection Data:	XLR 5 pole in/out
Housing:	Die-cast aluminium
Certification:	CE
IP Rating:	IP 65
Light Source:	140W LED Module
Beam Angle:	16 °
CRI:	95
Refresh Rate:	>1000 Hz
DMX channels:	1, 2, 3, 6, 8
Dimmer:	0-100 %
Strobe:	0-25 Hz
Control Mode:	DMX-512, RDM
Cooling:	Forced Convection
Ambient Temp.:	-10 ~ +45 °C
Connection Power:	Seetronic True1
Colour Temperature Range:	4000 - 6500 K



### Technical Information

Power Supply:	100 - 240 VAC
Power Consumption:	110 W
Weight:	6.5 kg
Dimensions LxWxH:	418 x 320 x 219 mm
Connection Data:	XLR 5 pole in/out
Housing:	Die-cast aluminium
Certification:	CE
IP Rating:	IP 65
Light Source:	100W UV LED Module
Beam Angle:	16 °
Refresh Rate:	>1000 Hz
DMX channels:	1, 2, 4
Dimmer:	0-100 %
Strobe:	0-25 Hz
Control Mode:	DMX 512, RDM
Cooling:	Forced Convection
Ambient Temp.:	-10 ~ +45 °C
Connection Power:	Seetronic True1



## Spectral PC 400Z

**43554** Outdoor spot

Special features:

- Compact size
- 45W RGBW Colourizing
- Zoom 3.5° to 18°
- IP65 Rated



### Technical Information

Lightsource: Osram LED (RGBW) 45W,  
 Drive current: 2.5A  
 Beam Angle: 3,5° to 18°  
 Field Angle: 5° to 25°  
 Input voltage: 90-240VAC, 50/60Hz  
 Power: 45 W  
 Output (3,5°): 56000 Lux @ 1 meter  
 Output (18°): 4160 lux @ 2 meter  
 Selectable PWM: 600 Hz, 1200 Hz, 2000 Hz, 2400 Hz, 6000 Hz, 25000 Hz.  
 Dimmer: 0-100%  
 Strobe: 0-25Hz  
 Control protocol: DMX-512  
 Control personality: HSIC, SSP, TOUR, TR16, STD.Y)  
 DMX Channels: 9, 12 or 17  
 Dimensions: 215 x 186 x 135mm  
 Weight: 3.6Kg  
 Housing: Die cast aluminium  
 Colour: Black  
 Fixture connection: IP65 5-pole XLR connectors, IP-65 Power connector  
 Cooling: Convection  
 Operating temperature: -20°C - 45°C



## Spectral PC 600Z

**43551** Outdoor spot

Special features:

- Wide zoom range
- RGBW Colourmixing
- Fast zoom
- IP65 rated



### Technical Information

Lightsource: 1 Osram LED (RGBW) 60W,  
 Drive current: 4A  
 Beam Angle: 4,5° to 45°  
 Field Angle: 8° to 55°  
 Input voltage: 90-240VAC, 50/60Hz  
 Power: 85 W  
 Output (4,5°): 19200 Lux @ 2 meter  
 Output (45°): 580 lux @ 2 meter  
 Selectable PWM: 600 Hz, 1200 Hz, 2000 Hz, 2400 Hz, 6000 Hz, 25000 Hz.  
 Dimmer: 0-100%  
 Strobe: 0-25Hz  
 Control protocol: DMX-512  
 Control personality: HSIC, SSP, TOUR, TR16, STD.Y)  
 DMX Channels: 9, 12 or 17  
 Dimensions: 242 x 242 x 345,5mm  
 Weight: 4.5Kg  
 Housing: Die cast aluminium  
 Colour: Black  
 Fixture connection: IP65 3-pole XLR connectors, IP-65 Power connector  
 Cooling: Convection  
 Operating temperature: -20°C - 45°C



**Spectral PC 1200Z****43552** Outdoor spot

Special features:

- Wide zoom range
- RGBW Colourmixing
- Fast zoom
- IP65 rated

**Technical Information**

Lightsource: Osram LED Array (RGBW)  
 120W,  
 2.5A  
 Beam Angle: 4,5° to 36°  
 Field Angle: 7° to 41°  
 Input voltage: 90-240VAC, 50/60Hz  
 Power: 130 W  
 Output (4,5°): 163250 Lux @ 1 meter  
 Output (45°): 5280 lux @ 1 meter  
 Selectable PWM: 600 Hz, 1200 Hz, 2000 Hz, 2400 Hz, 6000 Hz, 25000 Hz.  
 Dimmer: 0-100%  
 Strobe: 0-25Hz  
 Control protocol: DMX-512  
 Control personality: HSiC, SSP, TOUR, TR16)  
 DMX Channels: 9, 12 or 17  
 Dimensions: 376 x 274 x 210 mm  
 Weight: 7.5Kg  
 Housing: Die cast aluminium  
 Colour: Black  
 Fixture connection: IP65 3-pole XLR connectors, IP-65 Power connector  
 Cooling: Convection  
 Operating temperature: -20°C - 45°C

**Spectral PC 1800Z****43553** Outdoor spot

Special features:

- Wide zoom range
- RGBW Colourmixing
- Fast zoom
- IP65 rated

**Technical Information**

Lightsource: Osram LED Array (RGBW)  
 180W,  
 4.5A  
 Beam Angle: 4,5° to 45°  
 Field Angle: 8° to 55°  
 Input voltage: 90-240VAC, 50/60Hz  
 Power: 185 W  
 Output (4,5°): 236575 Lux @ 1 meter  
 Output (45°): 5820 lux @ 1 meter  
 Selectable PWM: 600 Hz, 1200 Hz, 2000 Hz, 2400 Hz, 6000 Hz, 25000 Hz.  
 Dimmer: 0-100%  
 Strobe: 0-25Hz  
 Control protocol: DMX-512  
 Control personality: HSiC, SSP, TOUR, TR16, (STD.Y)  
 DMX Channels: 9, 12 or 17  
 Dimensions: 404 x 413 x 314 mm  
 Weight: 9.1Kg  
 Housing: Die cast aluminium  
 Colour: Black  
 Fixture connection: IP65 3-pole XLR connectors, IP-65 Power connector  
 Cooling: Convection  
 Operating temperature: -20°C - 45°C



## Spectral M1500 Zoom Q4 MKIII

**43549** Outdoor spot

Special features:

- Electronic Zoom: 8-40°
- 20W RGBW 4-in-1 Osram
- 2 Section LED control
- 2300+ lumen



### Technical Information

Power Supply: 100 - 240 VAC  
 Power Consumption: 128 W  
 Weight: 6.6 kg  
 Dimensions LxWxH: 325x283x236 mm  
 Connection Data: XLR 3p in / out  
 Housing: Die cast Aluminium, powder coat finish  
 Housing Colour: Black powder coated  
 Certification: CE  
 IP Rating: IP 66  
 Light Source: Osram Ostar 20W RGBW  
 Beam Angle: 8 - 40 °  
 CRI: 85  
 Refresh Rate: 1200 Hz  
 DMX channels: 3 - 25  
 Dimmer: 16Bit, 0-100 %  
 Strobe: 0 - 20 Hz  
 Lux @2m: 17936 Lux  
 Control Mode: DMX, Manual, Auto  
 Cooling: Convection  
 Ambient Temp.: -10 ~ +45 °C  
 Connection Power: Neutrik Powercon True1 in- & output

## Spectral M3000 Zoom Q4 MKII

**43548** Outdoor spot

Special features:

- Electronic Zoom: 8-40°
- RGBW 4-in-1 Osram source
- Convection cooling
- IP65
- 3900+ lumen



### Technical Information

Output  
 Lumen: 3900+  
 Lux@2m, 8°: 63700+  
 LED Quantity: 14x 4-in-1 RGBW  
 Driver current: 700mA  
 Refreshrate: 900Hz  
 Dimmer: 0-100%  
 Strobe: 0-20Hz  
 Beam Angle: 8-40°

Control  
 On Board: 4 segment display  
 Mode: Static, Auto, Run, DMX, Personality, Edit, Set, Key, Cal, WT, RGBW, Zoom  
 DMX personality: 3, 4, 5, 6, 7, 12, 17 Channel

Electrical  
 Input Voltage: 100~240VAC...50/60Hz  
 Power consumption: 195W max @FO

Physical  
 Dimensions (LxWxH): 280x300x315 mm  
 Weight: 8.4 Kg

IP Rating: IP-65  
 Housing: Die cast Aluminium, powder coat finish  
 Lens Plate: Tempered glass  
 Connections: IP65 3 & 5-pole XLR connectors, IP-65 Power connector  
 Cooling: Convection





**Barndoor for Spectral M800's**  
**43520** Spots Accessories



**Tophat for Spectral M800's**  
**43521** Spots Accessories



**Accessory frame for Spectral M800's**  
**43514** Spots Accessories



**Filterframe for Spectral M800's**  
**43522** Spots Accessories



**Quicklock Bracket**  
**43639** Clamp



**Accessory Holder Spectral M1500**  
**43543AH** Spots Accessories



**Barndoor Spectral M1500**  
**43543BD** Spots Accessories



**Filter Frame Spectral M1500**  
**43543FF** Spots Accessories



**Accessory Holder Spectral M3000**  
**43545AH** Spots Accessories



**Barndoor Spectral M3000**  
**43545BD** Spots Accessories



**Filter Frame Spectral M3000**  
**43545FF** Spots Accessories



**IP65 Power extensioncable for Spectral Series**

**43600** 1,5 m  
**43601** 5 m  
**43602** 10 m



**IP65 Data extensioncable for Spectral Series**

**43610** 1,5 m  
**43611** 5 m  
**43612** 10 m



# Showtec Cameleon Series

Inspired by nature

Light-bars, Floodlights and a Spot which have in common that they are compact, powerful, fit to be used outside, produce strong saturated colours or clear whites belong to one Showtec range: Cameleon.

The entire series is rated IP-65 which makes the Cameleon units very well equipped for outdoor events. Cameleon offers 7 different floodlights divided over three models. The Flood 15 which brings 15 5W LEDs is available as Q4 RGBW unit, Warm white or Cold White version. The same models can be found with its little brother, the Cameleon Flood 6, based on 6 5W LEDs. The Cameleon Bar 16 is a A4 unit as well while the Bar 24/3 offers 3-in1 colour mixing. To make sure that the IP-65 rating remains when the units are put to work outside, a range of dedicated cables for power and DMX make sure that the Cameleon colours any rainy day.

Showtec Cameleon, inspired by nature.





## Cameleon Bar 16

**42670** Q4

Special features:

- Plug and Play
- IP 65 Rating
- RGBW 4-in-1 Colour mixing
- Touch display



### Technical Information

Output:		Control:	DMX-512, Auto, Master/
Lux @ 2m:	R: 640 Lumen		Slave
	G: 898 Lumen	Dimmer:	0-100%
	B: 282 Lumen	Strobe:	0-15Hz
	W: 1287 Lumen	Beam Angle:	39°
	FO: 2966 Lumen	Housing:	Die Cast Aluminium
Max distance:	20m	Colour:	Black
Colour Range:	16,7 million additive colours	Lens Plate:	Tempered Glass
LED Quantity:	16x 5W 4-in-1 RGBW	DMX Connection:	Dedicated IP65 connector
	ProLight Opto Hornet Series	Cooling:	Convection (no fans)
Drive Current:	350mA	IP Rating:	IP-65
Input voltage:	100-240VAC..50/60Hz	Dimensions:	1000 x 150 x 150 mm
Power Consumption:	75W @FO	Weight:	6.2 Kg
Display:	0-LED display with touch interface for auto and custom control	Refresh rate:	> 6000Hz
		Accessories:	Schuko to IP powercable



## Cameleon Bar 24/3

**42695** IP-65

Special features:

- RGB 3-in-1 Colourmixing
- High Power Lightoutput
- IP65 Rating
- Multivoltage Powersupply



### Technical Information

Lux (@ 2 meter)	Red	730	Beam Angle:	40°
Lux (@ 2 meter)	Green	1135	Housing:	Die Cast Aluminium
Lux (@ 2 meter)	Blue	1435		Powder Coat Finish
Lux (@ 2 meter)	Full	3180	Colour:	Black
Max distance:		10m	Lens Plate:	Tempered Glass
Colour range:		16,7 million additive colours	DMX Connection	Dedicated IP65 connector. Dedicated IP65
LED Quantity:		24 pieces 3-in-1 RGB LED	Powerconnector	
Drive current:		350mA	Cooling:	Convection (no fans)
Input-voltage:		100~240VAC...50/60Hz	IP Rating:	IP65
Power Consumption:		80W @FO	Dimensions:	1110 x 128 x 120 mm
Display:		LED display for auto and custom control	Weight:	6,7 Kg
Control:		DMX-512, Auto, Master/Slave	Refreshrate:	7,8 KHz
Dimmer:		0-100%	Accessories:	Schuko to IP powercable
Strobe:		0-20Hz		

# Showtec Cameleon Series

## Cameleon Flood 15

**42671** Q4

**42674** Warm White

**42675** Cold White

### Special features:

- Plug and Play
- IP 65 Rating
- Q4 RGBW 4-in-1 Colour mixing
- Touch display



### Technical Information

#### Output:

Lumen: R: 800 Lumen  
G: 1040 Lumen  
B: 328 Lumen  
W: 1505 Lumen  
FO: 3434 Lumen

#### Max distance:

20m

#### Colour Range:

16.7 million additive colours

#### LED Quantity:

15x 5W 4-in-1 RGBW

#### Drive Current:

ProLight Opto Hornet Series  
350mA

#### Input voltage:

100-240VAC .50/60Hz

#### Power Consumption:

115W @FO

#### Display:

O-LED display with touch interface for auto and custom control

#### Control:

DMX-512, Auto, Master/Slave, manual  
Dimmer: 0-100%  
Strobe: 0-15Hz  
Beam Angle: 40°  
Housing: Die Cast Aluminium  
Colour: Black  
Lens Plate: Tempered Glass  
DMX Connection: Dedicated IP65 connector  
Cooling: Convection (no fans)  
IP Rating: IP-65  
Dimensions: 320 x 200 x 100 mm  
Weight: 5.2 Kg  
Refresh rate: > 4,0 kHz  
Accessories: Schuko to IP powercable



## Cameleon Flood 6

**42672** Q4

**42676** Warm White

**42677** Cold White

### Special features:

- Plug and Play
- IP 65 Rating
- Q4 RGBW 4-in-1 Colour mixing
- Touch display



### Technical Information

Output:  
Lumen: R: 324 Lumen  
G: 754 Lumen  
B: 124 Lumen  
W: 579 Lumen  
FO: 1337 Lumen

Max distance:  
Colour Range: 10m  
16,7 million additive colours

LED Quantity: 6x 5W 4-in-1 RGBW ProLight Opto Hornet Series

Drive Current: 350mA

Input voltage: 100-240VAC..50/60Hz

Power Consumption: 40W @FO

Display: 0-LED display with touch interface for auto and custom control

Control: DMX-512, Auto, Master/Slave, Manual

Dimmer: 0-100%

Strobe: 0-15Hz

Beam Angle: 40°

Housing: Die Cast Aluminium

Colour: Black

Lens Plate: Tempered Glass

DMX Connection: Dedicated IP65 connector

Cooling: Convection (no fans)

IP Rating: IP-65

Dimensions: 220 x 150 x 90 mm

Weight: 3 Kg

Refresh rate: > 1220Hz

Accessories: Schuko to IP powercable

## Cameleon Flood 7RGB

**42689** IP-65

### Special features:

- DMX & IR remote control
- Compact housing, powerful output
- IP65 Rating
- RGB Colourmixing



## Cameleon Spot Q4

**42673** Q4

The Cameleon Spot Q4 is a small but powerful fixture. The unique and compact design with selected premium RGBW LEDs ensures a wide range of rich colours. Design and user-friendliness, combined with excellent performance, ensures a perfect harmony with any venue or outdoor application. Showtec Cameleon: when colour matters!

### Special features:

- Touch display
- IP 65 Rating
- Exceptionally smooth RGBW Colour mixing
- Plug and Play



### Technical Information

Input Voltage: 100–240 VAC 50/60Hz  
 Power consumption: 21W  
 LED's: 7x 3W LED  
 Beam angle: 40 degree  
 IP rate: IP65  
 Operating mode: standalone, DMX-512  
 DMX channels: 3  
 Control: Optional IR remote ordercode 42704 (remote is always needed to configure the Cameleon Flood 7 RGB)  
 Housing: aluminum, black coated  
 Weight: 1,4 Kg  
 Dimensions: 150 x 90 x 70 mm (without bracket)

### Technical Information

Output		DMX channels:	4,6,10
Red:	110 Lumen	IP Rating:	IP65
Green:	250 Lumen	Optical system	
Blue:	43 Lumen	Dimmer:	0-100%
White:	286,5 Lumen	Strobe:	0-20Hz
Full:	570 Lumen	Beam Angle:	16°
Max Distance:	10m	Physical	
Light Source		Dimensions:	235 x 155 x 195 mm
LED System:	1 x 15W 4-in-1 RGBW LED	Weight:	2 kg
Drive Current:	900mA	Housing:	Aluminium
Refresh rate:	3 kHz, 4 kHz, 6 kHz, 12 kHz	IP Rating:	IP65
Electrical		Lens Plate:	Tempered Glass
Power Supply:	AC 100-240V 50/60 Hz	Colour:	Black
Power Consumption:	20W @FO	Fixture Connection:	XLR (3-pin) DMX in/out IP Rated
Control		Cooling:	Aluminium Housing
Control Mode:	DMX, Auto, Master/Slave	Safety	
Display:	0-LED Touch	Operation temperature:	-5–40°C



Power Extension cable for Cameleon Series

42705 3m  
427056 6m



Power connection cable for Cameleon series

42706 3m



DMX Input cable for Cameleon series

42708 3m



DMX Extension cable for Cameleon series

42707 3m  
427076 6m



Power end cap set Male/female for Cameleon series

42698 for Cameleon series



Data end cap set Male/female for Cameleon series

42699 for Cameleon series



Infra Red Controller for Cameleon Series

42704 Accessory Washer Outdoor



# Showtec Light Bars

## LED Light Bar 8

**42196** Indoor Light bar

### Special features:

- Inexpensive batten effect
- 8 sections
- Power and data in- and output
- Compact size



### Technical Information

Power Supply:	100-240V VAC
Power Consumption:	23 W
Weight:	1.58 kg
Dimensions LxWxH:	1070x65x88 mm
Connection Data:	3 Pole XLR in- & out
Housing:	Aluminum
Light Source:	RGB (10mm high intensity LED's)
Beam Angle:	30 °
Refresh Rate:	12.000 Hz
DMX channels:	2,3,5,24
Dimmer:	0-100 %
Strobe:	0-15 Hz
Lux @2m:	613.3 Lux
Lumen:	800 lm
Control Mode:	DMX512
Connection Power:	IEC in- & output



## Led Light Bar 12 Pixel

**42197** RGBW

### Special features:

- RGBW 4-in-1 Colours
- Pixel Control
- Power and Data daisy chain
- Compact size



### Technical Information

Output:		Strobe:	0-20Hz
Lux @2m:	500	Beam Angle:	30°
Light Source:		Physical:	
LED System:	12x 4W RGBW	Dimensions:	1080 x 65 x 88 mm
Drive Current:	100mA	Weight:	2Kg
Refresh rate:	2Khz	Housing:	Aluminium
Electrical:		Colour:	Black
Power Supply:	100-240V AC	Power Connectors:	IEC
Power Consumption:	21W	Data Connectors:	XLR 3pole
Control:		Cooling:	Aluminium heatsink
Control Mode:	DMX512	Certification and Safety	
DMX channels:	4, 6,10,12, 18, 48	Certification:	CE
Optical system:		Max. ambient Temp.:	40°C
Dimmer:	0-100%		



## Pixel Bar 12 MKII

**41304** 12 Sections

### Special features:

- 12 x 3-in-1 RGB LED's
- Linkable
- Multiple DMX modes for total control
- Built in programs
- Pixel control



### Technical Information

#### Output

Lumens: 1380  
Lux @2m: 3430  
Max Distance: 15m

#### Optical system

Dimmer: 0-100%  
Strobe: 0-11Hz  
Beam Angle: 40°

#### Light Source

LED System: 12 x RGB 3-in-1 3W LEDs  
Drive Current: 300mA  
Refresh rate: 2 KHz

#### Physical

Dimensions: 1090 x 120 x 30 mm  
Weight: 4,2 Kg  
Housing: Aluminum  
Color: Black  
Power Connectors: IEC  
Data Connectors: XLR 3pole  
Cooling: Aluminum Housing

#### Electrical

Power Supply: AC 100-240V 50/60 Hz  
Power Consumption: 55W

#### Control

Control Mode: DMX  
DMX channels: 3, 4, 6, 7, 9, 12, 18, 36

#### Safety

Operation temperature: -5~40°C



## Maniac FX 7

**41307** Beam + Wash

### Special features:

- Powerful Beam effects
- Pixel Control
- Built-in programs
- Power and Data daisy chain



### Technical Information

Electrical		Optical system	
Power input:	100-240V 50/60Hz	Dimmer:	0-100%
Power linking:	Up to 8 Units	Strobe:	0-20Hz
Power consumption:	180W	Beam Angle:	40° Wash - 2° Beam
LED Source		Physical	
	7 x 3W Cold White	Dimensions:	1000 x 140 x 120 mm
	7 x 7W High Power RGB	Weight:	4,5 Kg
Control		Housing:	Aluminium
Control mode:	Auto, Sound, Master/Slave, DMX 512	Colour:	Black
DMX Channels:	3,4,6,10,12 and 15	Data Connector:	3 pole XLR (In/Out)
Control Display:	4 Digits LED	Power Connection:	PowerPRO In/Out)
		Cooling:	Fan Cooled
		Certification and Safety	
		Certification:	CE
		Max. ambient Temp.:	40°C



## Pulse Pixel Bar 16 Q4

**41305** Indoor Light bar

The Pulse Pixel bar is an luminaire fixture with individual 16x RGBW 4in1 Prolight Opto LED's with a 20° beam angle and new advanced lens optics. It is a compact wash fixture with a unique and distinctive design to illuminate large surfaces like curtains and walls. Features include Full pixel control and selectable auto programs on the specially designed 4 button OLed display. Besides that the bar is equipped with Dmx (3pin Xlr) and Pro power in- and out connectors. The fixture has an innovative bracket for easy floor placing or multiple rigging options.

### Special features:

- RGBW Prolight Opto LED's
- Pixel Control
- Versatile rigging possibilities
- Power and Data daisy chain



### Technical Information

Output:	Lux (@ 2 meter) Red 402 Lux (@ 2 meter) Green 811 Lux (@ 2 meter) Blue 203 Lux (@ 2 meter) White 1356 Lux (@ 2 meter) Full 2405	Optical system	
		Dimmer:	0-100%
		Strobe:	0-20Hz
		Beam Angle:	20°
Light Source		Physical	
LED System:	16x 5W RGBW High Power LED	Dimensions:	960 x 130 x 185 mm (LxWxH) (Incl. bracket)
Drive Current:	300mA	Weight:	3,8 Kg
Refresh rate:	2Khz	Housing:	Aluminium
		Colour:	Black
Electrical		Power Connectors:	Pro power in/out
Power Supply:	100-240V AC	Data Connectors:	XLR 3pole
Power Consumption:	58W	Cooling:	Aluminium heatsink
Control		Certification and Safety	
Control Mode:	DMX512	Certification:	CE
DMX channels:	4, 6,10,64	Max. ambient Temp.:	40°C



**Case for 8x Pulse Pixel Bar 16**  
**D7053** Flightcase





## Pixelbar 16Q6

**41308** RGBWA-UV

The Showtec Pixelbar 16Q6 is a cost effective LED bar with 16x 6-in-1 RGBWA-UV LEDs. In order to ensure full control it offers full pixel control in 101 channel mode to create beautiful colour flows but can also be controlled in 6, 8, 12, 96, HSV & HSI mode for more basic use. With the RGBWA-UV LEDs it is possible to create both saturated and pastel colours. The UV colour makes the Pixelbar suitable for special FX in combination with e.g. UV colours. A clear LCD display with an intuitive menu structure makes setting up as easy as ABC. Multiple mounting positions make rigging easy allowing creative setups.

### Special features:

- RGBWA-UV LED
- Pixelcontrol
- DMX, Artnet Control
- Brackets included.



### Technical Information

Power Supply: 100-240 VAC  
Power Consumption: 170 W  
Weight: 6.5 kg  
Dimensions LxWxH: 1043,5 x 136 x 183 mm  
Connection Data: ProCat In/Out  
Housing: Black  
Certification: CE  
Light Source: 16x RGBWA-UV LED  
Beam Angle: 25 °  
Refresh Rate: 12.000 Hz  
DMX channels: 6, 8, 12, 96, 101, HSV, HIS

Dimmer: 0-100 %  
Strobe: 0-25 Hz  
Control Mode: DMX, Stand Alone, Artnet  
Cooling: Aluminium heatsink  
Ambient Temp.: -10 ~ 40 °C  
Display: LCD Display  
Connection Power: Pro Power in- & output  
Connection DMX: XLR 3/5p In/Out  
Ethernet speed: 100Base-T





**Special features:**

- 3-in-1 COB LED Technology
- Linkable
- Multiple DMX modes for total pixel control
- Large Beam Angle

**Pixel Bar 8 COB**

**41266** Indoor Light bar

The Pixel Bar 8 COB is a very powerful batten which uses the latest technology COB RGB Leds.

Because of this new technology it is possible to achieve a very high light output with a wide beamangle, without getting a lot of uncomfortable glare. The advanced menu makes it possible to control the batten in different modes such as DMX, stand alone, music.



**Technical Information**

Lux (@ 2 meter):	Red: 300	DMX Channels:	2,3, 5, 6, 12, 24CH
Lux (@ 2 meter):	Green: 340	Dimmer:	0-100%
Lux (@ 2 meter):	Blue: 410	Beam Angle:	60°
Lux (@ 2 meter):	Full: 1050	Colour:	Black
Max. distance:	15m	Cooling:	Forced Cooling
Colour range:	16,7 million additive colours	Input-voltage:	100-240VAC...50/60Hz
LED Quantity:	8x 15W COB RGB LED	Power:	120W @FO
Drive current:	500mA	IP Rating:	IP20
Display:	LED display for auto and custom control	Dimensions:	703 x 120 x 130 mm
Control:	DMX-512, Auto, Master/Slave	Weight:	2,8 Kg
		Refreshrate:	7,8 KHz

## Candela Pix 50

**41280** IP-65

### Special features:

- Powercon TRUE1 in & out
- IP 65 Rating
- Exceptionally smooth RGBW Colour mixing
- Pixel control



### Technical Information

Output	
Lux (@ 2 meter)	Red 3862
Lux (@ 2 meter)	Green 7355
Lux (@ 2 meter)	Blue 1780
Lux (@ 2 meter)	White 8273
Lux (@ 2 meter)	Full 15242
Max distance:	10m
Light Source	
LED System:	7 pieces 15W 4-in-1 RGBW LED
Drive Current:	1000mA
Refresh rate:	250Hz / 4KHz / 8KHz / 16KHz
Electrical	
Power Supply:	100~240VAC, 50/60 Hz
Power Consumption:	105W @FO
Control	
Control Mode:	DMX, Auto, Master/Slave
Display:	O-LED Touch

DMX channels:	4, 6, 9, 28
IP Rating:	IP65
Optical system	
Dimmer:	0-100%
Strobe:	0-20Hz
Beam Angle:	10°

Physical	
Dimensions:	515 x 150 x 240 mm
Weight:	6,5 Kg
Housing:	Aluminium
IP Rating:	IP65
Lens Plate:	Tempered Glass
Colour:	Black
Fixture Connection:	Powercon True in/out, XLR (3-pin) DMX in/out IP Rated
Aluminium Housing	
Cooling:	

Safety	
Operation temp.:	-5~40°C



### Diffusor for Candela Pix 50

**41287** 15° x 60°

**41283** 40°

**41282** 20°



### Case for 8x Candela Pix 50

**D7057** Flightcase





## Candela Pix 100

**41281** IP-65

### Special features:

- Powercon TRUE1 in & out
- IP 65 Rating
- 15W RGBW Prolight opto LEDs
- Pixel control



### Diffusor for Candela Pix 100

**41284** 20°

**41285** 40°

**41286** 15° x 60°



### Case for 8x Candela Pix 100

**D7058** Flightcase



### Technical Information

#### Output

Lux (@ 2 meter)	Red 1900
Lux (@ 2 meter)	Green 5372
Lux (@ 2 meter)	Blue 890
Lux (@ 2 meter)	White 6259
Lux (@ 2 meter)	Full 11000
Max Distance:	10m

#### Light Source

LED System:	14 pieces 15W 4-in-1 RGBW LED
Drive Current:	1000mA
Refresh rate:	250Hz / 4 KHz / 8KHz / 16KHz

#### Electrical

Power Supply:	100-240VAC, 50/60 Hz
Power Consumption:	212W @FO

#### Control

Control Mode:	DMX, Auto, Master/Slave
Display:	0-LED Touch

DMX channels:	4, 6, 9, 56
IP Rating:	IP65

#### Optical system

Dimmer:	0-100%
Strobe:	0-20Hz
Beam Angle:	8°

#### Physical

Dimensions:	1024 x 150 x 227 mm
Weight:	10,2 Kg
Housing:	Aluminium
IP Rating:	IP65
Lens Plate:	Tempered Glass
Colour:	Black
Fixture Connection:	Powercon True in/out, XLR (3-pin) DMX in/out IP Rated Aluminium Housing

#### Cooling:

#### Safety

Operation temp.:	-5~40°C
------------------	---------

## Club Par 12/4 RGBW

**42650** RGBW

Special features:

- 12x 4-in-1 LEDs
- RGBW Colours
- 25°
- Double bracket



## Club Par 12/6 RGBWAUV

**42651** RGBWAUV

Special features:

- 12x 6-in-1 LEDs
- RGBW A UV Colours
- 25°
- Double bracket



### Technical Information

Output Lumens:	3200
Lux @2m:	5400
Light Source	
LED System:	12 x 8W 4-in-1 LEDs
Drive Current:	500mA
Refresh rate:	1200Hz
Electrical	
Power Supply:	100-240V AC
Power Consumption:	77W
Control	
Control Mode:	DMX512
DMX channels:	4/9 Channels

Optical system	
Dimmer:	0-100%
Strobe:	0-20Hz
Beam Angle:	25°
Physical	
Dimensions:	288 x 270 x 113mm
Weight:	2,2Kg
Housing:	Fire retardant plastic
Colour:	Black
Power Connectors:	IEC
Data Connectors:	XLR 3pole
Cooling:	Fan
Safety	
Operation temperature:	-20~40°C
Protection rate:	IP-20



### Technical Information

Output Lumens:	3250
Lux @2m:	5460
Light Source	
LED System:	12 x 10W 6-in-1 LEDs
Drive Current:	525mA
Refresh rate:	1200Hz
Electrical	
Power Supply:	100-240V AC
Power Consumption:	120W
Control	
Control Mode:	DMX512
DMX channels:	6/11 Channels

Optical system	
Dimmer:	0-100%
Strobe:	0-20Hz
Beam Angle:	25°
Physical	
Dimensions:	288 x 270 x 113mm
Weight:	2,2Kg
Housing:	Fire retardant plastic
Colour:	Black
Power Connectors:	IEC
Data Connectors:	XLR 3pole
Cooling:	Fan
Safety	
Operation temperature:	-20~40°C
Protection rate:	IP-20





**Club Par 18/1 RGB****42652** 18/1 RGB**Special features:**

- 6R, 6G 6B LEDs
- 15°
- Double bracket

**Technical Information**

<b>Output</b>		<b>Optical system</b>	
Lumens:	460	Dimmer:	0-100%
Lux @2m:	2330	Strobe:	0-20Hz
		Beam Angle:	15°
<b>Light Source</b>		<b>Physical</b>	
LED System:	6xRed, 6xGreen, 6x Blue	Dimensions:	288 x 270 x 80mm
Drive Current:	270mA	Weight:	1,48Kg
Refresh rate:	1200Hz	Housing:	Fire retardant plastic
		Colour:	Black
<b>Electrical</b>		Power Connectors:	IEC
Power Supply:	100-240V AC	Data Connectors:	XLR 3pole
Power Consumption:	20W		
<b>Control</b>		<b>Safety</b>	
Control Mode:	DMX512	Operation temperature:	-20~40°C
DMX channels:	3/8 Channels	Protection rate:	IP-20

**Club Par Dizzy 3/8****42653** 4-in-1 multi effect**Special features:**

- RGB Wash
- UV Blacklight
- 10 Section Strobe Ring
- 6 Section RGB Patterns
- IR Remote included

**Technical Information**

<b>Electrical</b>		<b>Optical system</b>	
Power input:	100-240V 50/60Hz	Dimmer:	0-100%
Power linking:	Up to 16 Units	Strobe:	0-20Hz
Power consumption:	65W	Beam Angle:	22°
<b>LED Source</b>		<b>Physical</b>	
LED's	3 x 8W 4-in-1 RGB+UV	Dimensions:	264 x 214 x 76,9 mm
LED's	27 x 0,5W Cool White SMD	Weight:	1,1 Kg
LED's	18 x 0,5W RGB SMD LED's	Housing:	Plastic
Output:	1118 lux @ 2m	Colour:	Black
<b>Control</b>		Data Connector:	3 pole XLR (In/Out)
Control mode:	Auto, Sound, Master/Slave,	Power Connection:	IEC in- & output
	DMX 512	Cooling:	Fan Cooled
DMX Channels:	3,9	<b>Certification and Safety</b>	
Control Display:	4 Digits LED	Certification:	CE
		Max. ambient Temp.:	40°C



**Case for 4x Club par**  
**D7032 Value Line**



## Compact Par 7 Tri

**42579** RGB, Black Housing

**42580** RGB

### Special features:

- Flat Par Housing
- Stylish design
- 3-in-1 LED Technology
- Double bracket

## Compact Par 7 Q4

**42582** RGBW

**42584** RGBW, Complete black casing

### Special features:

- 7x 4W LEDs
- RGBW 4-in-1 Colourmix
- Flat stylish design
- Double bracket



### Technical Information

<b>Output</b>		<b>Physical</b>	
Lumens:	2685	Dimensions:	290 x 275 x 115 mm
Lux @2m:	1772	Weight:	2,6 Kg
Max Distance:	15m	Housing:	Aluminium and iron
<b>Light Source</b>		Colour:	Full Black
LED System:	7 x 3-in-1 LED	Power Connectors:	IEC
Drive Current:	350mA	Data Connectors:	XLR 3pole
Refresh rate:	3.9KHz	Cooling:	Aluminium heat sink
<b>Electrical</b>		<b>Safety</b>	
Power Supply:	100-240V AC	Operation temperature	-20~40°C
Power Consumption:	28W		
<b>Control</b>			
Control Mode:	DMX512		
DMX channels:	3,4,8		
<b>Optical system</b>			
Dimmer:	0-100%		
Strobe:	0-20Hz		
Beam Angle:	40°		



### Technical Information

<b>Output</b>		<b>Physical</b>	
Lux @2m:	2201	Dimensions:	275 x 95 x 260 mm
<b>Light Source</b>		Weight:	2,14 Kg
LED System:	7 x 4W RGBW LED	Housing:	Aluminium and Iron
Drive Current:	330mA	Colour:	Black
Refresh rate:	7,8KHz	Power Connectors:	IEC
<b>Electrical</b>		Data Connectors:	XLR 3pole
Power Supply:	100-240V AC	Cooling:	Aluminium heat sink
Power Consumption:	32W	<b>Certification and Safety</b>	
<b>Control</b>		Certification:	CE
Control Mode:	DMX512, Sound, Stand-alone, Master/slave	Max. ambient Temp.:	40°C
DMX channels:	4,6,11		
<b>Optical system</b>			
Dimmer:	0-100%		
Strobe:	0-20Hz		
Beam Angle:	15°		



**Compact Par 7x CW/WW****42581** CW/WW**Special features:**

- Cool White and Warm White Colourmixing in one
- Compact size
- Stand Alone Function
- Double Bracket

**Technical Information**

Output		Optical system:	
Lux @2m:	1142	Dimmer:	0-100%
Max Distance:	15m	Strobe:	0-20Hz
		Beam angle:	40°
Lightsources:	7x 4W 2-in-1 LED	Physical:	
Drive current:	550mA	Dimensions:	290 x 275 x 115 mm
Refreshrate:	3.9kHz	Weight:	2,6 Kg
LED Colours:	Warm White (3200K) and Cool White (6000K)	Housing:	Aluminium and Iron
		Colour:	Dark grey & black
Electrical:		Power Connectors:	IEC
Power supply:	100-240V AC	Data Connectors:	3 pole XLR
Power consumption:	33W	Cooling:	Aluminium heat sink
Control:			
Control mode:	DMX 512		
DMX Channels:	2,4		

**Case for 8 x Compact Par 7****D7475** Flightcase**Compact Par 7/15 Q4****42599** RGBW**Special features:**

- 7 x 15W RGBW LED
- 15° optics
- OLED display for easy navigation
- Full connectivity

**Technical Information**

Light Source		Physical	
LED System:	7 x 15W RGBW LEDs	Dimensions:	290 x 260 x 105 mm (incl brackets)
Refreshrate:	1,2K Hz	Weight:	7,4 Kg
Driver current:	350mA/colour	Housing:	Die-cast powder coated Aluminium
Output@2m:	8950lux	Colour:	Black
Electrical		Power Connections:	ProPower Blue and ProPower White
Power Supply:	100-240VAC, 50/60 Hz	Data Connections:	XLR 3 pole and XLR 5 Pole
Power Consumption:	160W	Cooling:	Convection
Control		Safety	
Control Mode:	Auto/ built-in programs, manual, DMX	Certification:	CE
DMX channels:	4, 6, 10ch	Operation temperature:	-10-40°C
		IP-Rating:	IP-20
Optical system			
Dimmer:	0-100%		
Strobe:	0-10Hz		
Beam angle:	15°		



## Compact Par 18 MKII

**42592** Black

**42592W** White

### Special features:

- Compact Housing
- Easy Link Up to 15 units
- Convection cooling, 100% silent
- Flicker Free (Suitable for TV Studio)



### Technical Information

Output:  
Lumen: 2323  
Lux @2m: 3112  
Max. Distance: 20m

Light Source:  
LED System: 18 x 3W RGB-in-1 LED  
LED Color: RGB  
Drive Current: 350mA  
Refresh rate: 7,8 KHz

Electrical:  
Power Supply: 100~240VAC...50/60Hz  
Power Consumption: 60W @FO

Control:  
Control Protocol: DMX  
DMX channels: 1,3,4,6

Optical system:  
Beam Angle: 28 degrees

Physical:  
Dimensions: 256 x 285 x 96 mm  
Weight: 3 Kg  
Housing: Die cast Aluminium  
Color: Black, Powdercoated  
Fixture Connections: IEC, 3 Pole DMX  
Cooling: Convection

Safety:  
Operation temperature: -5 - +40 degrees  
Celcius  
Environment: IP-20





## Compact Par 18 Q4

**42589** Black body

**42588** White body

### Special features:

- Compact Design
- Convection Cooling
- Easy Linking of Power and DMX
- RGB LED Source



### Technical Information

Power Supply: 100~240VAC, 50/60 Hz VAC  
 Power Consumption: 132 W  
 Weight: 5.2 kg  
 Dimensions LxWxH: 313 x 302 x 131 mm  
 Connection Data: XLR 3 & 5p in / out  
 Housing: Die-cast Aluminium  
 Housing Colour: Black  
 Certification: CE  
 Light Source: 18 x 7W RGBW LED  
 Beam Angle: 15 °  
 Refresh Rate: 12.000 Hz  
 DMX channels: 4, 6, 10  
 Dimmer: 0-100 %  
 Strobe: 20 Hz  
 Lux @2m: 10000 Lux  
 Control Mode: DMX, Manual, Auto

Cooling: Convection  
 Ambient Temp.: -10 ~ 40 °C  
 Connection Power: Pro Power in- & output



## Luna Par 60 Q4

**43321** Indoor spot

**Special features:**

- Compact Housing
- Including 20° diffusor
- OLED screen for easy setup
- Stylish design



### Technical Information

Power Supply:	100 - 240 VAC
Power Consumption:	65 W
Dimensions LxWxH:	254 x 229 x 152 mm
Connection Data:	3 Pole XLR in- & out
Certification:	CE
Light Source:	COB LED
Beam Angle:	90 °
Refresh Rate:	>1000 Hz
DMX channels:	4, 6, 11
Dimmer:	0-100 %
Strobe:	0 - 20 Hz
Lumen:	3700 lm
Control Mode:	DMX
Cooling:	Fan, Temperature controlled
Ambient Temp.:	-10 ~ +45 °C
Connection Power:	Pro Power in- & output



## Luna Par 120 Q4

**43322** Indoor spot


Special features:

- Compact housing
- Including 20° diffusor
- OLED screen for easy setup
- Stylish design



### Technical Information

Power Supply:	100 - 240 VAC
Power Consumption:	125 W
Connection Data:	3 Pole XLR in- & out
Certification:	CE
Light Source:	COB LED 120W RGBW
Beam Angle:	90 °
Refresh Rate:	>1000 Hz
DMX channels:	4, 6, 11
Strobe:	0 - 20 Hz
Lumen:	4950 lm
Control Mode:	DMX
Cooling:	Fan, Temperature controlled
Ambient Temp.:	-10 ~ +45 °C
Connection Power:	Pro Power in- & output
Dimensions:	265 x 250 x 190 mm



## Power Spot 3 Q5

**42573** Indoor spot

Special features:

- 5-in-1 (RGBWA) LED Technology
- Double bracket
- Convection cooling, 100% silent
- Flicker free (Suitable for TV Studio)



## Power Spot 6 Q5

**42574** Indoor spot

Special features:

- 5-in-1 (RGBWA) LED Technology
- Double bracket
- Convection cooling, 100% silent
- Flicker free (Suitable for TV Studio)



### Technical Information

Lumen:	R	130lux@2m
	G	200lux@2m
	B	180lux@2m
	W	375lux@2m
	A	85lux@2m
LED:	RGBWA	
		875lux@2m
Beam angle:	3 x 5-in-1 10W	25°
Refreshrate:		7,8 KHz
Operation:	built-in programs, auto run, slave, sound, static colour,	
DMX		
DMX channels:	5, 7, 9 CH	
Working environment:	-10°C~40°C	
Housing:	Die cast Aluminium, powder coat finish	
Power input:	AC 100V~240V, 50 Hz/60Hz	
Power consumption:	32W max	
Dimensions:	194 x 113 x 220 mm	



### Technical Information

Lumen:	R	210lux@2m
	G	305lux@2m
	B	340lux@2m
	W	590lux@2m
	A	125lux@2m
LED:	RGBWA	
		1480lux@2m
Beam angle:	6 x 5-in-1 10W	2°
Refreshrate:		7,8 KHz
Operation:	built-in programs, auto run, slave, sound, static colour,	
DMX		
DMX channels:	5, 7, 9 CH	
Working environment:	-10°C~40°C	
Housing:	Die cast Aluminium, powder coat finish	
Power input:	AC 100V~240V, 50 Hz/60Hz	
Power consumption:	62W max	
Dimensions:	238 x 114 x 255 mm	





## Power Spot 9 Q5

**42575** Indoor spot

Special features:

- 5-in-1 (RGBWA) LED Technology
- Double bracket
- Convection cooling, 100% silent
- Flicker free (Suitable for TV Studio)



### Technical Information

Lumen:	R	422lux@2m
	G	870lux@2m
	B	231lux@2m
	W	831lux@2m
	A	495lux@2m
RGBWA		
2346lux@2m		
LED:	9 x 5-in-1 10W	
Beam angle:	25°	
Refreshrate:	7,8 KHz	
Operation:	built-in programs, auto run, slave, sound, static colour,	
DMX		
DMX channels:	5, 7, 9 CH	
Working environment:	-10°C~40°C	
Housing:	Die cast Aluminium, powder coat finish	
Power input:	AC 100V~240V, 50 Hz/60Hz	
Power consumption:	65W max	
Dimensions:	295 x 106 x 263 mm	



## Power Spot 9 Q6 Tour

**42576** RGBWA-UV in one

Special features:

- 6-in-1 (RGBWA-UV) LED Technology
- Powercon and 3 + 5 pin DMX connectors
- Double bracket
- Convection cooling, 100% silent
- Flicker free (Suitable for TV Studio)



### Technical Information

Lumen:	R	630 lux@2m
	G	1108 lux@2m
	B	203 lux@2m
	W	1235 lux@2m
	A	520 lux@2m
	UV	10 lux@2m
Full 3230 lux@2m		
LED:	9 x 6-in-1 12W	
Beam angle:	18°	
Refreshrate:	7,8 KHz	
Operation:	built-in programs, auto run, slave, sound, static colour, DMX	
DMX channels:		
6, 8, 10 CH		
Working environment:	-10°C~40°C	
Housing:	Die cast Aluminium, powder coat finish	
Fixture Connection:	XLR (3-pin & 5-pin) DMX in/out, Powercon power in/out	
Cooling:	Forced Convection	
Power input:	AC 100V~240V, 50 Hz/60Hz	
Power consumption:	122W max	
Dimensions:	264 x 113 x 294 mm	



# Showtec Classics

The evergreens in entertainment lighting

The parcan is truly a classic. It has already been around for decades and it is still a popular fixture for every venue. Showtec offers parcans in various sizes, from the small Parcan 16 to the Parcan 64 units. They are available as conventional cans, as warm white or cool white LED parcans and even RGBW LED Pinspots. Even the well-known Par 64 Aircraft with its razor-sharp beam is available as LED version with 18 4W Warm white LEDs and a beam angle of 4°. If you want to give your venue a retro look or simply just love the true Parcan-effect, check it out and take your pick.





Oldies but Goldies



## PAR 16 Warm-On-Dim

**43311** LED Parcan 16



## Parcan 16, GU5.3 socket

**30101** Black

**30102** Polished



### Technical Information

Output  
Distance: >5m  
Output: 500 Lumen  
LED Quantity: 1 x 10W  
Refreshrate: 400Hz  
Dimmer: 0-100%  
(by external dimmer)  
Beam Angle: 36°  
CRI: 95  
Colourtemperature: 1800 (1%) - 3000K  
(100%)

Electrical  
Input Voltage: 230VAC, 50/60Hz  
Power consumption: 11,5W @FO  
Power Factor: > 0.8

Physical  
Dimensions (LxWxH): 150 x 82 x 79 mm  
Weight: 0.3 Kg  
IP Rating: IP-20  
Operating temperature: -20°C - 45°C  
Housing: Aluminium  
Connections: Schuko / VDE Plug  
Cooling: Convection  
Filterframe: Included

### Technical Information

Par: 16  
Lamp socket: GU5.3  
Max. capacity: 50W  
Connector: -  
Cable: 20 cm  
Filterframe: Included  
Barndoor: Optional (30105)  
Dimensions: 145 x 80 x 125 mm  
(LxWxH)  
Weight: 0,15 Kg





### Parcan 16, GU10D socket

**30115** Black

**30116** Polished



### Barndoor for Parcan 16

**30106** Polished

**30105** Black



### Technical Information

Par:	16
Lamp socket:	GU-10D
Max. capacity:	50W
Power Supply:	230V
Connector:	Schuko
Cable:	30 cm
Filterframe:	Included
Barndoor:	Optional (30105)
Dimensions:	145 x 80 x 125 mm (LxWxH)
Weight:	0,26 Kg



## PAR 20 Warm-On-Dim

**43312** LED Parcan 20

### Special features:

- Warm on Dim technology
- Triac Dimming
- High CRI
- No UV



## Parcan 20 Long

**30151** Black

**30152** Polished



### Technical Information

Distance: >5m  
 LED Quantity: 1 x 15W  
 Output: 800 Lumen  
 Refreshrate: 400Hz  
 Dimmer: 0-100%  
 (by external dimmer)  
 Beam Angle: 45°  
 CRI: 95  
 Colourtemperature: 1800 (1%) - 3000K (100%)

Electrical  
 Input Voltage: 230VAC, 50/60Hz  
 Power consumption: 17W @FO  
 Power Factor: > 0.8

Physical  
 Dimensions (LxWxH): 172 x 86 x 90.5 mm  
 Weight: 0.6 Kg  
 IP Rating: IP-20  
 Operating temperature: -20°C - 45°C  
 Housing: Aluminium  
 Connections: Schuko / VDE Plug  
 Cooling: Convection  
 Filterframe: Included

### Technical Information

Par: 20  
 Lamp socket: E-27  
 Max. capacity: 50W  
 Power Supply: 230V  
 Connector: Schuko  
 Cable: 30 cm  
 Filterframe: Included  
 Barndoor: Optional (30153, 30154)  
 Dimensions: 180 x 110 x 142 mm (LxWxH)  
 Weight: 0,34 Kg

### Barndoor for Parcan 20

**30154** Polished

**30153** Black



## PAR 30 Warm-On-Dim

**43313** LED Parcan 30

### Special features:

- Warm on Dim technology
- Triac Dimming
- High CRI
- No UV



## Parcan 30

**30161** Black

**30162** Polished



### Technical Information

Output >10m  
 Distance: 1 x 20W  
 LED Quantity: 1100 Lumen  
 Output: 400Hz  
 Refreshrate: 0-100%  
 Dimmer: (by external dimmer)  
 Beam Angle: 45°  
 CRI: 95  
 Colourtemperature: 1800 (1%) - 3000K (100%)

Electrical  
 Input Voltage: 230VAC, 50/60Hz  
 Power consumption: 23W @FO  
 Power Factor: > 0.8

Physical  
 Dimensions (LxWxH): 327 x 131 x 120 mm  
 Weight: 0.9 Kg  
 IP Rating: IP-20  
 Operating temperature: -20°C - 45°C  
 Housing: Aluminium  
 Connections: Schuko / VDE Plug  
 Cooling: Convection  
 Filterframe: Included


### Technical Information

Par: 30  
 Lamp socket: E-27  
 Max. capacity: 100W  
 Power Supply: 230V  
 Connector: Schuko  
 Cable: 30 cm  
 Filterframe: Included  
 Barndoor: Optional (30163, 30164)  
 Dimensions: 230 x 125 x 208 mm (LxWxH)  
 Weight: 0,52 Kg

### Barndoor for Parcan 30

**30164** Polished

**30163** Black



## Parcan 36 Pinspot

**30205** Black, Incl. built-in Trafo

**30206** Polished, Incl. built-in Trafo

## LED Pinspot Pro

**42404B** Black

**42404S** Silver

### Special features:

- 6° Beam angle
- Including filterframe
- 110cm Schuko-cable



### Technical Information

Par:	36
Lamp socket:	Screw
Max. capacity:	6V/30W
Power Supply:	230V
Connector:	Schuko
Cable:	30 cm
Filterframe:	Not Included
Dimensions:	150 x 115 x 167 mm (LxWxH)
Weight:	1,04 Kg

### Technical Information

Powersupply:	240V / 50Hz
Cable:	110cm
Power:	5W
LED:	3W White
Beamangle:	6°
LED Colour:	Cool White
Dimensions:	110 x 60 x 90 mm
Weight:	0,5 kg



## LED Pinspot Q4

**42407** Black

### Special features:

- Compact & lightweight
- 15W RGBW Prolight Opto LED
- Ideal to illuminate mirrorballs
- Plug & Play



### Technical Information

Output:  
 Lumens: 235  
 Lux @2m: 7010  
 Max. Distance: 10m

Light Source:  
 LED System: 1x15W 4-in-1 RGBW  
 Prolight Opto LED

Drive Current: 1000 mA

Electrical:  
 Power Supply: AC 100-240V 50/60 Hz  
 Power Consumption: 22W @FO

Control  
 Program: Built-in auto programs  
 Control Mode: DMX512  
 DMX channels: 4,6,8

Optical system:  
 Beam Angle: 3,2° (+/-1°)

Physical:  
 Dimensions: 310x150x105 mm  
 Weight: 1,3 Kg  
 Housing: ABS Plastic  
 Colour: Black  
 Fixture Connection: Schuko/XLR (3-pin)  
 DMX in/out Pigtails

Cooling: Convection

Safety:  
 Operation temperature: -20~40°C



## Parcan 36 Short

**30201** Black

**30202** Polished




### Technical Information

Par:	36
Lamp socket:	Screw
Max. capacity:	30W
Connector:	None
Cable:	None
Filterframe:	Included
Barndoor:	Optional (30221, 30222)
Dimensions:	205 x 165 x 237 mm (LxWxH)
Weight:	0,74 kg

### Barndoor for Parcan 36

**30222** Polished

**30221** Black



## PAR 46 Warm-On-Dim

**43314** LED Parcan 46

Special features:

- Warm on Dim technology
- Triac Dimming
- High CRI
- No UV



## Parcan 46 Pro

**30258** Black

**30257** Polished



### Technical Information

Output

Distance: >15m  
 LED Quantity: 1 x 28W  
 Output: 1800 Lumen  
 Refreshrate: 400Hz  
 Dimmer: 1-100%  
 (by external dimmer)  
 Beam Angle: 60°  
 CRI: 95  
 Colourtemperature: 1800 (1%) - 3000K (100%)

Electrical

Input Voltage: 230VAC, 50/60Hz  
 Power consumption: 29W @FO  
 Power Factor: 0,98

Physical

Dimensions (LxWxH): 340 x 195 x 267 mm  
 Weight: 1,3 Kg  
 IP Rating: IP-20  
 Operating temperature: -20°C - 45°C  
 Housing: Aluminium  
 Connections: Schuko / VDE Plug  
 Cooling: Convection  
 Filterframe: Included

### Technical Information

Par: 46  
 Lamp socket: E27  
 Max. capacity: 90W  
 Power Supply: 230V  
 Connector: Schuko  
 Cable: 30 cm  
 Filterframe: Included  
 Barndoor: Optional (30253, 30254)  
 Dimensions: 305 x 195 x 267 mm (LxWxH)  
 Weight: 1,08 kg

### Barndoor for Parcan 46

**30253** Polished

**30254** Black



## Parcan 56 Short

**30319** Black

**30320** Polished



### Technical Information

- incl. terminal and socket
- Par: 56
- Lamp socket: GX16D
- Max. capacity: 500W
- Power Supply: 230V
- Connector: Schuko
- Cable: 70 cm
- Filterframe: Included
- Barndoor: Not available
- Dimensions: 255 x 222 x 257 mm  
(LxWxH)
- Weight: 0,9 kg



## LED Par 56 Short Eco

**42417** Black

**42418** Polished

### Special features:

- 6 DMX channels
- Music-controlled
- Including 50cm cable with Schuko plug

## Par 56 90W COB RGB

**43300** Black housing

### Special features:

- 90W COB LED Source
- 7 DMX channels
- Multi-voltage
- Large 90° beam angle



### Technical Information

Par: 56  
 Power Supply: 230V/50 Hz  
 Power: 15W  
 Dimensions: 220 x 220 x 260 mm  
 (LxWxH)  
 Weight: 2,3 kg  
 Duty cycle: Colourmixing 8 hours /  
 Full on: 2 hours  
 Filterframe: Not available  
 Barndoor: Not available

### Technical Information

Output  
 Lux @2m: R 360  
 G 380  
 B 490  
 RGB 1200  
 Max distance: 10m  
 LED Quantity: 1 x 90W RGB COB  
 Dimmer: 0-100%  
 Strobe: 0-20Hz  
 Refreshrate: 7,8 KHz  
 Beam Angle: 90°

Control  
 On Board: Display for easy Set Up  
 Options: DMX512, Auto, Manual  
 DMX personality: 3, 6, 7 Channel  
 Filterframe: Not available  
 Barndoor: optional available (43302)

Electrical  
 Input Voltage: 100~240VAC...50/60Hz  
 Power consumption: 98W max @FO

Physical  
 Dimensions (LxWxH): 240 x 172 x 330 mm  
 Weight: 2,3 kg  
 IP Rating: IP-20  
 Connections: Schuko + XLR 3 pole  
 Cooling: Forced Cooling (Fan)

### Parcan 56 Long, incl. Terminal and socket

**30317** Black

**30318** Polished



### Parcan 56 Long, incl. Parsafe

**30301** Black

**30302** Polished



#### Technical Information


Par: 56  
 Lamp socket: GX16D  
 Max. capacity: 300W  
 Power Supply: 230V  
 Connector: Schuko  
 Cable: 80 cm  
 Filterframe: Included  
 Barndoor: Optional (30312, 30316)  
 Dimensions: 365 x 228 x 323 mm  
 (LxWxH)  
 Weight: 1,29 kg

#### Technical Information

Par: 56  
 Lamp socket: GX16D  
 Max. capacity: 300W  
 Power Supply: 230V  
 Connector: Schuko  
 Cable: 1 m  
 Filterframe: Included  
 Barndoor: Optional (30312, 30316)  
 Dimensions: 335 x 227 x 318 mm  
 (LxWxH)  
 Weight: 1,32 kg

#### Barndoor for Parcan 56

**30312** Black  
**30316** Polished





## PAR 56 Warm-On-Dim

**43315** LED Parcan 56

### Special features:

- Warm on Dim technology
- Triac Dimming
- High CRI
- no UV



### Barndoor for Parcan 56

**30312** Black



### Technical Information

Output  
Distance: >15m  
LED Quantity: 1 x 35W  
Output: 3380 Lumen  
Refreshrate: 400Hz  
Dimmer: 1-100%  
(by external dimmer)  
Beam Angle: 60°  
CRI: 95  
Colourtemperature: 1800 (1%) - 3000K  
(100%)

Electrical  
Input Voltage: 230VAC, 50/60Hz  
Power consumption: 29W @FO  
Power Factor: 0,99

Physical  
Dimensions (LxWxH): 365 x 228 x 323 mm  
Weight: 1.5 Kg  
IP Rating: IP-20  
Operating temperature: -20°C - 45°C  
Housing: Aluminium  
Connections: Schuko / VDE Plug  
Cooling: Convection  
Filterframe: Included



## Parcan 64 Short, Incl. Parsafe

**30417** Black

**30416** Polished



### Technical Information

Par: 64  
 Lamp socket: GX16D  
 Max. capacity: 1000W  
 Power Supply: 230V  
 Connector: Schuko  
 Cable: 1 m  
 Filterframe: Included  
 Dimensions: 260 x 255 x 357 mm  
 (LxWxH)  
 Weight: 1,1 kg



## Parcan 64 Floorspot, Terminalset

**30420** Black

**30421** Polished



### Technical Information

Par: 64  
 Lamp socket: GX16D  
 Max. capacity: 1000W  
 Power Supply: 230V  
 Connector: Schuko  
 Cable: 80 cm  
 Filterframe: Included  
 Dimensions: 265 x 255 x 372 mm  
 (LxWxH)  
 Weight: 1,6 kg





## Parcan 64 Long, Terminalset

**30418** Black

**30419** Polished



## Parcan 64 Long, Parsafe

**30403** Black

**30404** Polished



### Technical Information

Par: 64  
 Lamp socket: GX16D  
 Max. capacity: 1000W  
 Power Supply: 230V  
 Connector: Schuko  
 Cable: 80 cm  
 Filterframe: Included  
 Dimensions: 430 x 265 x 367 mm  
 (LxWxH)  
 Weight: 1,92 kg



### Technical Information

Par: 64  
 Lamp socket: GX16D  
 Max. capacity: 1000W  
 Power Supply: 230V  
 Connector: Schuko  
 Cable: 65 cm  
 Filterframe: Included  
 Dimensions: 380 x 230 x 335 mm  
 (LxWxH)  
 Weight: 1,5 kg



### Barndoor for Parcan 64

**30411** Black

**30415** Polished



## LED Par 64 Short Q4-18

**42468** Black

**42469** Polished

### Special features:

- RGBW Colourmixing
- DMX-, Sound and Master/Slave control
- Double Bracket
- Perfect Colourmixing



## Par 64 LED-100Z

**42530** 3200K, Black

**42531** 5600K, Black

### Special features:

- Manual zoom
- Halogen dimming effect
- DMX Control
- Retro Look



### Technical Information

Output Lux @2m:	3790
Max Distance:	30m
Light Source	
LED System:	18 x 4-in-1 8W LEDs
Drive Current:	450mA
Refresh rate:	7.8kHz
Colour Range:	RGBW
Electrical	
Power Supply:	100-240V AC
Power Consumption:	200W
Control	
Control Protocol:	DMX512
DMX channels:	4,5,8
Optical system	
Dimmer:	0-100%

Strobe:	0-20Hz
Beam Angle:	40°
Physical	
Dimensions:	290 x 230 x 230 mm
Weight:	3.3kgs
Housing:	Aluminium
Colour:	Black
Fixture Connections:	XLR 3pole
Cooling:	Forced cooling(fan)
Safety	
Operation temperature:	-20~40°C



### Technical Information

Output	> 10m
Distance:	
LED Quantity:	1x 80W Citizen LED
Output:	4400 Lumen
Refreshrate:	3 KHz
Dimmer:	0-100% (DMX)
Beam angle:	15°, 20°, 25°, 30°, 32° (Manual Zoom)
CRI:	>80
Colourtemperature:	3200K
Control	
On board:	Display for easy setup
Options:	DMX512, Auto, Manual
DMX Personality:	1, 2, 3 Channels
Electrical	
Input voltage:	100-230V / 50-60Hz
Power consumption:	105 W
Power Factor:	> 0,8

Physical	
Dimensions:	444 (L) x 302 (W) x 405 (H) mm
Weight:	3,7 kg
IP Rating:	IP-20
Operating temperature:	-20°C ~ 45°C
Housing:	Aluminium
Connections:	Schuko VDE Plug 3 pole XLR By fan Included
Cooling:	
Filterframe:	



## Par 64 LED-120Z-Q4

**42540** Black

### Special features:

- Manual zoom
- RGBA Colourmixing
- DMX Control
- Retro Look



### Barndoor for Parcan 64

- 30411** Black
- 30415** Polished



### Technical Information

Output  
Distance: > 10m  
LED Quantity: 1x 120W RGBA ProLight Opto  
Output (@12,5°): Red: 4180 Lumen @ 2m  
Green: 6850 Lumen @ 2m  
Blue: 342 Lumen @ 2m  
Amber: 7950 Lumen @ 2m  
Full on: 17180 Lumen @ 2m  
Refreshrate: 3 kHz  
Dimmer: 0-100% (DMX)  
Beam angle: 12°, 15°, 20°, 25°, 30°, 35°  
(Manual Zoom)

Control  
On board: Display for easy setup  
Options: DMX512, Auto, Manual  
DMX Personality: 4, 7, 11 Channels

Electrical  
Input voltage: 100-230V / 50-60Hz  
Power consumption: 142W  
Power Factor: >0,8  
Fuse: T2A 250V

Physical  
Dimensions: 444(L) x 302(W) x 405(H) mm  
Weight: 4,1 kg  
IP Rating: IP-20  
Operating temperature: -20°C ~ 45°C  
Housing: Aluminium  
Connections: Schuko VDE Plug  
3 pole XLR  
Cooling: By fan  
Filterframe: Included



## Studio Beam 575

**30657** Black, incl. lenses

### Special features:

- High light-output
- Incl. 4 lenses
- Incl. filterframe
- Max. capacity 600W



### Technical Information

Lamp socket:	G9,5
Max. capacity:	600W
Power Supply:	230VAC, 50Hz
Connector:	None
Reflector:	Aluminium
Cable:	30 cm
Filterframe:	Included
Bulb:	Not included (80824)
Lenses:	VNSP / NSP / MFL / WFL (included)
Dimensions:	270 x 220 x 290 mm (LxWxH)
Weight:	3,65 kg

(small beamangle lenses can not to be used in combination with colour gels)

### Barndoor for Studio Beam

- 30698** Black
- 30699** Polished



## Studio Beam CDM/HCI-150

**30690** Black

**30691** Silver

### Special features:

- For use with CDM lamps
- 4 different lenses included
- Ideal for exhibitions and commercial lighting



## Studio Beam MSR 575

**30692** Magnetic ballast, Black

**30693** Magnetic ballast, Silver

### Special features:

- For use with MSR-575 lamps
- 4 different lenses included
- Ideal for exhibitions, car shows and commercial lighting



### Technical Information

Lamp socket:	G-12
Max. capacity:	150W
Power Supply:	230VAC, 50Hz
Connector:	Schuko
Cable:	100 cm
Filterframe:	Included
Bulb:	Not Included (optional 80925)
Lenses:	VNSP / NSP / MFL / WFL (included)
Dimensions:	170 x 260 x 380 mm (LxWxH)
Weight:	6,94 kg

### Technical Information

Lamp socket:	GX9,5
Max. capacity:	600W
Power Supply:	230VAC, 50Hz
Connector:	Schuko
Cable:	30cm
Filterframe:	Included
Bulb:	not included (80923)
Lenses:	VNSP/NSP/MFL/WFL (included)
Dimensions:	280 x 255 x 440 mm (LxWxH)
Weight:	12,92 kg



## Helix S5000 Q4

**43725** 40 x 10W 10°

### Special features:

- 5 Sections control
- W-DMX by Wireless Solutions Sweden
- IP-65 rated
- 10° and optional available Beamshapers

WIRELESS SOLUTION  
MADE IN SWEDEN



### Technical Information

Light Source: 40 x Prolight Opto RGBW  
LED System: 4-in-1 10W LEDs  
Output@2m: 54000lux  
Refreshrate: 3, 4, 6, 12kHz

Electrical  
Power Supply: AC 100-240V 50/60 Hz  
Power Consumption: 415W

Control  
Control Mode: Auto/ built-in programs, Master/slave, DMX / RDM  
DMX channels: 4, 6, 8, 20, 24ch

Optical system  
Dimmer: 0-100%  
Dim Curves: 4  
Strobe: 0-20Hz  
Beam Angle: 10° (optional 20°, 40°, 15x60°)  
Tilt Angle: 0-180°

Physical  
Dimensions: 532 x 320 x 122 mm  
Weight: 9,5 Kg  
Housing: Die-cast aluminium  
Colour: Black  
Power Connectors: Powercon True1  
Data Connectors: XLR-HD 5-pin  
Cooling: Forced-air

Safety  
Operation temperature: -10~40°C  
IP-Rating: IP-65



### Beamshaper for Helix S5000 Q4

- 43727** 20°
- 43728** 40°
- 43729** 15°x60°



### Tophat for Helix S5000 Q4

- 43730** Outdoor Washer accessory



### Barndoor for Helix S5000 Q4

- 43726** Accessory Washer Outdoor



### Case for 4x Helix 4000/S5000

- D7249** Premium Line



## Helix S5000 Q4 Set

**43725SET01** 40 x 10W 10°

### Special features:

- Complete set with 4 units, accessories and S5000 flightcase
- 5 Sections control, IP-65 rated
- W-DMX by Wireless Solutions Sweden
- CNC machined foam interiors for max protection
- 9mm high grade plywood carcass construction



### Technical Information

#### S5000 Flightcase specs (D7269):

Dimensions: 1200 x 700 x 898mm  
 Weight: 41Kg  
 Wheels: 4x 100mm swivel  
 (2x brake)

#### Showtec Helix S5000 Q4 specs

Light Source  
 LED System: 40 x Prolight Opto  
 RGBW 4-in-1 10W LEDs  
 Output@2m: 54000lux  
 Refreshrate: 3, 4, 6, 12kHz

Electrical  
 Power Supply: AC 100-240V 50/60 Hz  
 Power Consumption: 415W

Control  
 Control Mode: Auto/ built-in programs,  
 Master/slave, DMX / RDM  
 DMX channels: 4, 6, 8, 20, 24ch

#### Optical system

Dimmer: 0-100%  
 Dim Curves: 4  
 Strobe: 0-20Hz  
 Beam Angle: 10° (optional 20°,  
 40°, 15x60°)  
 Tilt Angle: 0-180°

#### Physical

Dimensions: 532 x 320 x 122 mm  
 Weight: 9,5 Kg  
 Housing: Die-cast aluminium  
 Colour: Black  
 Power Connectors: Powercon True1  
 Data Connectors: XLR-HD 5-pin  
 Cooling: Forced-air

#### Safety

Operation temperature: -10-40°C  
 IP-Rating: IP-65

## Helix M1000 Q4 Mobile

**43740** RGBW Wash

### Special features:

- Up to 15 hours battery life
- Battery management software
- W-DMX by Wireless Solutions Sweden
- IP-65 rated
- Beam angle 10°
- Optional available Beamshapers

WIRELESS SOLUTION  
MADE IN SWEDEN



### Technical Information

Light Source  
LED System: 8 x Prolight Opto RGBW 4-in-1 10W LEDs  
Output@2m: 8000lux  
Refreshrate: 12 Khz

Electrical  
Power Supply: AC 100-240V 50/60 Hz  
Power Consumption: 75W

Control  
Settings: OLED Graphical display with 4 touch buttons  
Control Mode: Auto/ built-in programs, Master/slave, DMX, IR remote  
DMX channels: 4, 6, 10ch

Optical system  
Dimmer: 0-100%  
Dim Curves: 4  
Strobe: 0-20Hz  
Beam Angle: 10° (optional 20°, 40°, 15x60°)  
Tilt Angle: 0-180°

Battery:  
Type: Lithium ion  
Voltage: 18,5V  
Storage: 13 Ah  
Battery life time: 8h @ Full, 15h by software  
Charging Cycle: 6hrs

Physical  
Dimensions: 370 x 302 x 122 mm  
Weight: 7,5 Kg (incl. battery)  
Housing: Die-cast aluminium  
Colour: Black  
Power Connectors: Powercon True1  
Data Connectors: XLR-HD 5-pin  
Cooling: Passive

Safety  
Operation temperature: 0-40°C  
IP-Rating: IP-65



**Beamshaper for Helix M1000 Q4 Mobile**

43745 20°

43746 40°

43747 15° x 60°



**Tophat for Helix M1000 Q4 Mobile**

43741 Outdoor Washer accessory



**Barndoor for Helix M1000 Q4 Mobile**

43742 Outdoor Washer accessory



**Case for 4x Helix M1000**

D7229 Premium Line





# Showtec Battery Lights

## Event Dot 15

**44011** 15W RGBW

### Special features:

- Compact Size
- Multiple mounting possibilities
- Including 3 different diffusers
- Up to 16 hours battery life (colour mixing)



### Technical Information

Dimensions LxWxH: 143 x 101 x 81 mm  
IP Rating: IP 20  
Beam Angle: 8 (15°, 30° by included diffusers) °  
DMX channels: 1, 2, 4, 5, 6, 9  
Control Protocol: Wi-Fi, IR Remote, Artnet (over Wi-Fi)  
LED light Source: RGBW  
Battery Voltage: 7.4 V  
Battery Capacity: 5200 mAh  
Battery Power: 38.5 W  
Battery Position: Internal



### Case for 6 pcs Event Dot 15

**44012** Including accessory space





## EventLITE 7/4 Q4

**44005** incl. Wireless DMX, Black

### Special features:

- Battery operated 6 hours
- RGBW 4-in-1 LEDs
- Wireless DMX functionality
- Controllable by optional IR-remote



WIRELESS SOLUTION  
MADE IN SWEDEN



### Raincover for EventLITE

**44001** for EventLITE 6/3, 7/4 and 4/10



### UR-5 Universal IR Remote

**44002** Battery Spot accessory



### Technical Information

Light Source:	7 x 4W RGBW LED	Physical:	
LED System:		Dimensions:	150 x 150 x 230 mm
Electrical:		Weight:	4,5 Kg
Input Voltage:	100-240 VAC...50/60Hz	Housing:	Aluminium
Max. Power:	62W	Color:	Black
Operation mode:	LED display	Power Connectors:	IEC in- and output
Control feature:	Built-in programs, auto running mode, DMX mode, master/slave mode, soundactive mode, static colors	Data Connectors:	XLR 3p
		Cooling:	Aluminum heatsink
DMX channels:	4, 6, 11 Channels	Certification and Safety	
Battery:		Certification:	CE
Storage:	15,6 Ah	Max. ambient Temp.:	40°C
Runtime:	6 hrs at full RGBW on		(IP-44 when placed correctly and using the optional raincover)
Charging Cycle:	10 hrs (LED blackout when charging)	Operation Temperature:	-10°C - 40°C

# Showtec Battery Lights

## EventLITE 4/10 Q4

**44060** incl. Wireless DMX, Black

### Special features:

- Long battery life (up to 6hrs RGBW)
- RGBW 4-in-1 LEDs
- Wireless DMX by Wireless Solutions Sweden
- Eco mode for extended battery life
- Controllable by optional IR-remote



WIRELESS SOLUTION  
MADE IN SWEDEN



### Technical Information

Light Source:  
LED System: 4 x 10W RGBW LED

Optical system:  
Dimmer: 0-100%  
Strobe: 0-15Hz  
Beam angle: 15°

Electrical:  
Input Voltage: 100-240 VAC...50/60Hz  
Max. Power: 45W  
Operation mode: OLED display  
Control feature: WDMX, DMX512,  
Stand-alone, Manual,  
Master/slave

DMX channels: 4, 6, 9 Channels

Battery:  
Type: Lithium ion  
Storage: 4,16 Ah

Runtime: up to 6 hrs at full RGBW  
on / 12 hrs on a single  
colour  
Charging Cycle: 10 hrs (LED Charging  
indicator)

Physical:  
Dimensions: 140 x 140 x 210 mm  
Weight: 3,5 Kg  
Housing: Metal  
Security: Kensington Lock eye  
Colour: Black  
Power Connectors: IEC input  
Data Connectors: XLR 3p  
Cooling: Aluminium heatsink  
Certification and Safety:  
Certification: CE  
IP Rating: IP54 top/ IP20 bottom  
Max. ambient Temp.: 40°C  
Operation Temperature: -10°C ~40°C

**IR Remote for EventLITE 4/10 Q4**  
**44062** Battery Spot accessory



**Cover for the EventLITE 4/10 Q4 (44060)**

**44066** White  
**44065** Chrome



## EventLITE 4/10 Q4 Set

**44061** Flightcase incl 6 pcs EventLITE

### Special features:

- Flightcase + 6x EventLITE + Ir Remote
- Pre-wired for charging the fixtures inside the case
- Stacking recesses on top
- Including power cord



### Carrying Bag for 4 pcs EventLITE 4/10 Q4

**44063** With removable velcro compartments



### Chargercase for 6x EventLITE 4/10 Q4

**44064** Compact flightcase



### Technical Information

Light Source:	4 x 10W RGBW LED	Charging Cycle:	10 hrs (LED Charging indicator)
LED System:		Physical:	140 x 140 x 210 mm
Optical system:		Dimensions:	3,5 Kg
Dimmer:	0-100%	Weight:	3,5 Kg
Strobe:	0-15Hz	Housing:	Metal
Beam angle:	15°	Security:	Kensington Lock eye
Electrical:		Colour:	Black
Input Voltage:	100~240 VAC...50/60Hz	Power Connectors:	IEC input
Max. Power:	45W	Data Connectors:	XLR 3p
Operation mode:	OLED display	Cooling:	Aluminium heatsink
Control feature:	WDMX, DMX512, Stand-alone, Manual, Master/slave	Certification and Safety:	
DMX channels:	4, 6, 11 Channels	Certification:	CE
Battery:		IP Rating:	IP54 top/ IP20 bottom
Type:	Lithium ion	Max. ambient Temp.:	40°C
Storage:	4,16 Ah	Operation Temperature:	-10°C ~40°C
Runtime:	up to 6 hrs at full RGBW / 12 hrs on a single colour	Case:	
on		Dimensions:	600 x 450 x 490 mm (LxBxH) including wheels
		Power consumption:	150W

## EventSpot 1600 Q4

**44050** 4x 12W RGBW, Black

**44051** 4x 12W RGBW, Brushed Aluminium

### Special features:

- 4x 12W RGBW colourmixing
- Long battery life (up to 15hrs RGBW)
- IP-54 For outdoor use
- Wireless DMX by Wireless Solutions Sweden
- Capacity saving "Working time" feature



WIRELESS SOLUTION  
MADE IN SWEDEN



### Technical Information

Output:  
Luminous flux: 1580  
Lux @2m: 15000

Light Source:  
LED System: 4 x 12W RGBW LED  
Drive Current: 650mA  
Refresh rate: 12KHz

Control:  
Control Mode: WDMX, DMX512,  
Stand-alone, Manual,  
Master/slave  
DMX channels: 4,6,10

Optical system:  
Dimmer: 0-100%  
Strobe: 0-15Hz  
Beam Angle: 10°

Battery:  
Type: Lithium ion  
Voltage: 18,5  
Storage: 15.6 Ah  
Battery life time: Up to 15hrs RGBW  
Charging Cycle: 6hrs

Physical:  
Dimensions: 180 x 180x 280 mm  
Weight: 5 kg  
Housing: Aluminium and Iron  
Colour: Black  
Data Connectors: XLR 3pole  
Cooling: Aluminium heat sink

Certification and Safety:  
Certification: CE  
IP: 54  
Operation Temperature: -10°C ~40°C

### Beamshaper for EventSpot 1600 Q4

**44053** 40°  
**44054** 15° x 60°  
**44055** 20°



### Charger for EventSpot 1600 Q4

**44052** Desktop model



### Charger Case for EventSpot 1600 Q4

**D7300** Flightcase for 6 pcs





## EventSpot 1600 Q4 Set

**44056** Charger case with 6pcs Black

**44057** Charger case with 6pcs Brushed Aluminium

### Special features:

- Roadproof design
- Built-in charger
- 4x 12W RGBW colourmixing
- Long battery life (up to 15hrs RGBW)
- Built in safety-switch to prevent overheat during loading



### Technical Information

Set contains:  
Charger case for 6 Eventspots  
6 "Eventspots"  
Powercable  
IR-remote

#### Specifications Flightcase

Dimensions: 653 x 576 x 500 mm  
Weight: 75,0 Kg (incl spots)

#### Specifications Eventspot

Output:  
Luminus flux: 1580  
Lux @2m: 15000

Light Source:  
LED System: 4 x 12W RGBW LED  
Drive Current: 650mA  
Refresh rate: 12KHz

Control:  
Control Mode: WDMX, DMX512, Stand-alone,  
Manual, Master/slave  
DMX channels: 4,6,10

Optical system:  
Dimmer: 0-100%  
Strobe: 0-15Hz  
Beam Angle: 10°  
Battery Type: Lithium ion  
Voltage: 18,5  
Storage: 15,6 Ah  
Battery life time: Up to 15hrs RGBW  
Charging Cycle: 6hrs

Physical:  
Dimensions: 180 x 180x 280 mm  
Weight: 5 kg  
Housing: Aluminium and Iron  
Colour: Black

Data Connectors: XLR 3pole  
Cooling: Aluminium heat sink

Certification and Safety:  
Certification: CE  
IP: 54  
Operation Temperature: -10°C ~40°C



## DWE Audience Blinder Set

**30742** Analogue blinder

Special features:

- 120V/650W Par 36 lamp
- Break-out box
- Lamps included

### Technical Information

Power supply: 230V / 50 Hz  
Power consumption: 1300W  
Lamp: Par 36 120V/650W DWE  
(included)



### Stage Blinder 2 DMX

**30770** Black

**Special features:**

- Dimmer built-in
- DMX control
- Delivery including bulbs
- Ready to use

### Stage Blinder 4 DMX

**30772** Black

### Stage Blinder 8 DMX

**30774** Black



**Technical Information**

Voltage: 240V/50 Hz  
 Power: 1300W  
 Lamp: 2 x Par 36 120V/650W (DWE) Included  
 Control: DMX  
 Dimensions: 350 x 235 x 150 mm (LxWxH)  
 Weight: 2,96 kg

Cables, sockets and lamps included.

**Technical Information**

Voltage: 240V/50 Hz  
 Power: 2600W  
 Lamp: 4 x Par 36 120V/650W (DWE)  
 Control: DMX  
 Dimensions: 490 x 425 x 110 mm (LxWxH)  
 Weight: 7 kg

Cable, connector and lamps included.

**Technical Information**

Voltage: 240V/50 Hz  
 Power: 2 x 2600W  
 Lamp: 8x Par 36 120V/650W (DWE)  
 Control: DMX  
 Power socket: fixed cable. (2 groups)  
 Dimensions: 840 x 355 x 110 mm (LxWxH)  
 Weight: 11 kg


Cables, sockets and lamps included, unit is equipped with 2 separate power inputs

## Stage Blinder 1 LED

**30784** 80W Dual White LED module

### Special features:

- Very Punchy Single Blinder
- Tungsten Simulation
- Compact Design



### Technical Information

Light Source	1 x 80W (2 x 40W)	Pod movement:	+/- 180° stepless
LED System:	Dual-White 1800K/3060K) COB	Beam Angle:	65.5°
Colour temperature:	2490K	Field Angle:	99.5°
Output:	4190lm	Physical	
Refresh rate:	3,1 KHz	Dimensions:	250 x 170 x 90 mm
Electrical		Weight:	2,0 Kg
Power Supply:	100~240VAC, 50/60Hz	Housing:	Metal / Plastic
Power Consumption:	85W @ FO	Colour:	Black
Control		Power connectors:	Powercon connector In
Control Mode:	Manual, DMX512	DMX Connectors:	XLR 3 pole In/Out
DMX channels:	1, 2 Channel Mode	Safety	
Optical system		Operation temperature:	-5°~45°
Dimmer:	0-100%	Protection rate:	IP20
Strobe freq.:	0,6 – 18 Hz		



### Case for Stage Blinder 1 for 6 pieces

**D7060** Flightcase




## Stage Blinder 4 LED

**30783** 4x 80W Dual White LED modules

### Special features:

- Very Punchy 4 way LED Blinder
- Tungsten Simulation
- Compact Design



### Case for 4x Stage Blinder 4

**D7056** Flightcase



### Technical Information

Light Source

LED System: 4 x 80W (2 x 40W)  
Dual-White  
(1800K/3060K) COB

Colour temperature: 2490K  
Output: 14000lm  
Refresh rate: 3,1 KHz

Electrical  
Power Supply: 100-240VAC, 50/60Hz  
Power Consumption: 320W @ FO

Control  
Control Mode: Manual, Auto, DMX512  
DMX channels: 1, 2, 4, 5 Channel Mode

Optical system  
Dimmer: 0-100%  
Strobe freq.: 0,3 - 8 Hz

Pod movement: +/- 20° stepless  
Beam Angle: 65°  
Field Angle: 99.5°

Physical  
Dimensions: 380 x 370 x 335 mm  
(Included Bracket)  
Weight: 7,0 Kg  
Housing: Metal / Plastic

Colour: Black  
Power connectors: Powercon Connector  
In/Out  
DMX Connectors: XLR 3pole In/Out

Safety  
Operation temperature: -5°-45°  
Protection rate: IP20



## Stage Blinder 2 Blaze

**30782** IP65 Rated

### Special features:

- Very Punchy 2 head Blinder
- RGB Blaze effect
- Manually Pan and Tilt adjustment of each head



### Technical Information

Light Source	2 x 100W Dual-White	Physical	
LED System:	COB, SMD RGB Blaze	Dimensions:	400 x 200 x 210 mm included bracket
Colour temperature:	2100-3200K	Weight:	7,2 Kg
Refresh rate:	4.000 Hz	Housing:	Metal
Electrical		Colour:	Black powder coated
Power Supply:	100~240VAC, 50/60Hz	Power connectors:	Seetronic IP-65 power connector in/out
Power Consumption:	210W Max	DMX Connectors:	XLR 3pole In/Out
Control		Safety	
Control Mode:	Auto, Sound, Master/Slave, DMX512	Operation temperature:	-5°~45°
DMX channels:	1, 4, 8, 9 Channel Mode	Protection rate:	IP65
Optical system			
Dimmer:	0-100%		
Strobe freq.:	0-20Hz		
Pod movement:	+/- 20° stepless		
Beam Angle:	45°		
Field Angle:	84°		





## Stage Blinder 4 Blaze

**30781** IP65 Rated

### Special features:

- Very Punchy 4 head Blinder
- RGB Blaze effect
- Manually Pan and Tilt adjustment of each head



### Technical Information


Light Source		Pod movement:	+/- 20° stepless
LED System:	4 x 100W Dual-White COB, SMD RGB Led	Beam Angle:	39°
Output:	18500lm	Field Angle:	78°
Refresh rate:	4.000 Hz	Physical Dimensions:	400 x 400 x 215 mm included bracket
Electrical Power Supply:	100~240VAC, 50/60Hz	Weight:	11,2 Kg
Power Consumption:	415W Max	Housing:	Metal
Control Control Mode:	Auto, Sound, Master/Slave, DMX512	Colour Power connectors:	Black powder coated Seetronic IP-65 power connector in/out
DMX channels:	1, 4, 13, 16 Channel Mode	DMX Connectors:	XLR 3pole In/Out
Optical system Dimmer:	0-100%	Safety Operation temperature:	-5°~45°
Strobe freq.:	0-20Hz	Protection rate:	IP65

## LED Par 64 Aircraft DMX

**30745** 4° Beam Angle

### Special features:

- 18x 4W WW LEDs
- Powercon in- & output
- Double Bracket



### Technical Information

Control  
On Board: LED Display  
Options: DMX512, Auto, Manual

Electrical  
Input Voltage: 100/240VAC, 50/60Hz  
Power consumption: 85W @FO

Physical  
Dimensions (LxWxH): 515 x 260 x 260 mm  
Weight: 3,5 kg  
IP Rating: IP-20  
Housing: Metal  
Connections: Powercon in/out +  
XLR 3 pole in/out



**Razor Blaze 12****44550** 4° Beam Angle**Special features:**

- 12x 5W Warm White High power LEDs / 4° Beam Angle
- 96x SMD5050 RGB LED
- DMX / Artnet / Klingnet
- Full Pixel control

**Technical Information**

Power Supply:	100 - 240 VAC
Power Consumption:	64 W
Weight:	2.95 kg
Dimensions LxWxH:	1000 x 74 x 158 (incl. bracket) mm
Connection Data:	XLR 3&5p & RJ-45 in- & out
Housing:	Black Metal / Black frost (Flame retardant Plastic)
Light Source:	12 x 5W Warm White / 96 RGB SMD LED
Beam Angle:	4 °
Dimmer:	0-100% %
Control Protocol:	DMX512, Artnet, Klingnet, Master/Slave, Auto, Manual
Control Personality:	4, 9, 48, 300CH
Cooling:	Convection
Ambient Temp.:	-5 ~ +40 °C
Display:	OLED
Connection Power:	Pro Power in- & output



## Sunstrip Active MKII

**30714** Incl. lamps & Powercon-lead

### Special features:

- Including Osram bulbs
- Lockable menu
- Invert function
- Programmable name in start screen



### Technical Information

Power Input:	230V 50Hz
Power Consumption:	550W
Current:	3,5A
Fuse:	6,3A
Light Source:	10 x 240V/50W GU10 (included)
Control:	16 Built in Programs, Sound Active, Master/Slave, DMX
DMX Channels:	1,2,5,10
Control Display:	4 Digits LED
Power Connector:	Neutrik Powercon in- & output
Data Connector:	XLR In/Out (3 Pin)
Dimensions:	1000 x 130 x 77 mm
Weight:	5.3 Kg
Accessories:	Mounting/Floor brackets (included)

## LED Sunstrip Lamp GU10

**83120** Retrofit GU10 Bulb

### Special features:

- Perfect simulation of Tungsten dimming curve
- Retrofit solution
- Approx. lifetime 25.000 hours
- High CRI (CRI>80)
- No UV



### Technical Information

Output:	520 Lumen
Beam Angle:	36°
Light source:	10W Warm-on-Dim LED
Input Voltage:	180-264V
Power consumption:	11W
Dimming:	2-100%
Power factor:	> 0,9
Max power duty cycle:	60%
Outer diameter:	49,6mm
Inner diameter:	46,6mm
Depth including pins:	55mm
Depth excluding pins:	48mm
Socket:	GU10

### Case for 12x Sunstrip Active

**D7039** Flightcase



## Sunstrip LED

**30752** With Tungsten Simulation


Special features:

- Dimmer modes: Tungsten, Warm, Cool



### Multibracket for Sunstrip

**30713** For horizontal, vertical or diagonal mounting



### Technical Information

Power Input:	110-240V 50Hz
Power Consumption:	120W
Fuse:	T2AL/250V
Light Source:	10 x 14W (Warm / Cool Prolight Opto)
Control:	DMX, Manual, Auto, Master/Slave
DMX Channels:	1,2,3,10, 20 Channel
Control Display:	OLED Display
Power Connector:	Pro Power in - & out
Data Connector:	XL R In/Out (3 & 5 Pin)
Dimensions:	1000 x 140 x 77 mm
Weight:	7 Kg
Accessories:	Mounting / Floor brackets (included)



## Edison Dot E1

**30747** DMX LED Dimmer E27

### Special features:

- E27 Socket
- Lockable menu
- Power & DMX in- / output



### Technical Information

Power input:	230 V, 50 Hz
Power consumption:	50 W
Fuse:	T1A, 250V
Light source:	E27 LED lamps (not included)
Control:	Built-in programs, sound-controlled, DMX
DMX channels:	1
Control display:	LCD
Power connection:	Seetronic power supply input and output
Data connection:	XLR in/out (3-pole)
Dimensions:	185.3 x 161 x 166.5 mm
Weight:	1.7 kg
Accessories:	Mounting bracket (included)



## Edison Star E6

**30748** DMX LED Dimmer E27

### Special features:

- E27 Socket
- Lockable menu
- Power & DMX in- / output



### Technical Information

Power input:	230 V, 50 Hz
Power consumption:	130 W
Fuse:	T2A, 250V
Light source:	E27 LED lamps (not included)
Control:	Built-in programs, sound-controlled, DMX
DMX channels:	6
Control display:	LCD
Power connection:	Seetronic power supply input and output
Data connection:	XLR in/out (3-pole)
Dimensions:	274.2 x 265.2 x 146.5 mm
Weight:	2.5 kg
Accessories:	Mounting bracket (included)

## Edison Bar E6

**30749** DMX LED Dimmer E27

### Special features:


- E27 Socket
- Lockable menu
- Power & DMX in- / output



### Technical Information

Power input:	230 V, 50 Hz
Power consumption:	130 W
Fuse:	T2A, 250V
Light source:	E27 LED lamps (not included)
Control:	Built-in programs, sound-controlled, DMX
DMX channels:	6
Control display:	LCD
Power connection:	Seetronic power supply input and output
Data connection:	XLR in/out (3-pole)
Dimensions:	1044 x 160 x 130 mm
Weight:	5.1 kg
Accessories:	Including mounting brackets





**E27 Extensioncable**

- 30790** 50cm
- 30791** 100cm
- 30792** 200cm
- 30793** 300cm



## Solar FL-280

**46200** Floodlight

### Special features:

- High Lightoutput
- CRI >90
- Wide range of beamshapers
- Stand alone function
- CREE LED



### Technical Information

Power Supply:	100 - 240 VAC
Power Consumption:	280 W
Power Factor:	0.95
Weight:	7 kg
Dimensions LxWxH:	468 x 261 x 266 mm
Housing:	Die-cast aluminium
Housing Colour:	Black powder coated
Certification:	CE
Light Source:	14x 20W White LED
Colour Temperature:	7500 K
Beam Angle:	13 °
CRI:	95
DMX channels:	2, 3
Lux @2m:	73579 Lux
Lumen:	18000 lm
Cooling:	Fan, Temperature controlled
Connection Power:	Pro Power in- & output
Connection DMX:	XLR 3/5p In/Out



### Barndoor for FL-280

**46210** Floodlight accessory



### Diffusor for Solar FL-280

**46211** 90°

**46212** 30°

**46213** 30° x 60°







## Solar FL-550

**46250** Floodlight

### Special features:

- High light output
- CRI >90
- Wide range of beamshapers available
- Stand alone function
- CREE LED



### Barndoor for Solar FL-550

**46260** Floodlight accessory



### Diffusor for Solar FL-550

**46261** 90°

**46262** 30°

**46263** 30° x 60°



### Technical Information

Power Supply:	100 - 240 VAC
Power Consumption:	550 W
Power Factor:	98
Weight:	11.5 kg
Dimensions LxWxH:	500 x 318 x 304 mm
Housing:	Die-cast aluminium
Housing Colour:	Black powder coated
Certification:	CE
Light Source:	24x 20W White LED
Colour Temperature:	7400 K
Beam Angle:	13,4 °
Field Angle:	21,4
CRI:	92
DMX channels:	1, 2, 4
Lux @2m:	160182 Lux
Lumen:	38900 lm
Cooling:	Fan, Temperature controlled
Connection Power:	Pro Power in- & output
Connection DMX:	XLR 3/5p In/Out



# Showtec Theatre Lights

Essential stage solutions for theatre and TV

For theatre and TV-applications, the requirements are different than for outdoor live events. The main differences are that the lighting fixtures need to be quiet, the quality of the light must meet the highest standards and, especially for TV, there must be no interference from flickering.

Showtec offers various ranges which are very well equipped for these special circumstances. Like the Performer units, from the Profiles to the 1500 and 2500 in Q6, Tungsten or Daylight version or the Performer Pendant Q6 to the Fresnel Mini.

The Showtec Performer luminaires are very well equipped to operate in theatres, around stages and during tv-performances.





## Performer Fresnel Mini

**33053** 30W, 3100K, DDT

### Special features:

- Classic Compact Fresnel design
- High efficiency 30W LED source
- Fanless convection cooling
- Direct triac dimming technology (DDT)



## Performer Fresnel Mini

**33054** 30W, 3100K, Dmx Control

### Special features:

- Classic Compact Fresnel design
- High efficiency 30W LED source
- Fanless convection cooling
- DMX / RDM control



### Technical Information

<b>Lightsource:</b>		<b>Physical:</b>	
Source:	1x 30W LED	Dimensions:	275 x 175 x 188 mm
Colour Temperature:	3100K	Weight:	2.0 Kg
Colour Rendering:	>92Ra	Housing:	Extruded Aluminium
Lux@1m:	13500 (12°)	Colour:	Black
Lux@1m:	3000 (40°)	Fixture connection:	Power In
<b>Electrical:</b>		Barndoor:	Optional (33056)
Input voltage:	210-240VAC, 50/60Hz	Cooling:	Air convection
Power consumption:	23W	<b>Certification and Safety:</b>	
<b>Control:</b>		Certification:	CE
On-board:	non	IP Rating:	IP20
Control protocol:	direct triac	Operation Temperature:	0°C ~40°C
<b>Optical System:</b>			
Dimmer:	5-100%		
Manual Zoom:	12°-40°		

### Technical Information

<b>Lightsource:</b>		<b>Physical:</b>	
Source:	1x 30W LED	Dimensions:	275 x 175 x 188 mm
Colour Temperature:	3100K	Weight:	2.1 Kg
Colour Rendering:	>92Ra	Housing:	Extruded Aluminium
Lux@1m:	16500 (12°)	Colour:	Black
Lux@1m:	4500 (35°)	Fixture connection:	Power In, XLR 3-pin in-and output
<b>Electrical:</b>		Barndoor:	Optional (33056)
Input voltage:	210-240VAC, 50/60Hz	Cooling:	Air convection
Power consumption:	22W	<b>Certification and Safety:</b>	
<b>Control:</b>		Certification:	CE
On-board:	Dimmer 0-100%	IP Rating:	IP20
Control protocol:	DMX / RDM	Operation Temperature:	0°C ~40°C
Dim resolution:	16bit		
DMX Personality:	1ch		
<b>Optical System:</b>			
Dimmer:	0-100%		
Manual Zoom:	12°-40°		

PLEASE NOTE THAT AN ADDITIONAL (AND OPTIONAL) RDM TESTER IS NEEDED TO SET THE DMX ADDRESS. WE RECOMMEND OUR RDM TOUCH (50409) OR RDM COMMANDER (50550)

## Performer Fresnel Mini

**33055** 30W, 3100K, Battery Powered

### Special features:

- Classic Compact Fresnel design
- High efficiency 30W LED source
- Fanless convection cooling
- Battery operated manual dimmer



**Barndoor for Performer Fresnel Mini**  
**33056** Theatre Lights Accessory



### Technical Information

Lightsource:		Battery life time:	6h@full
Source:	1x 30W LED	Charging Cycle:	7h
Colour Temperature:	3100K	Optical System:	
Colour Rendering:	>92Ra	Dimmer:	0-100%
Lux@1m:	14100 (12°)	Manual Zoom:	12°-40°
Lux@1m:	4250 (35°)	Physical:	
Electrical:		Dimensions:	275 x 175 x 188 mm
Charger voltage:	100~240VAC, 50/60Hz	Weight:	2.5 Kg
DC input voltage:	51VDC, 1A	Housing:	Extruded Aluminium
Power consumption:	40W	Colour:	Black
Control:		Fixture connection:	DC charger input
On-board:	Switch + Dimmer	Barndoor:	Optional (33056)
	5-100%	Cooling:	Air convection
Battery:		Certification and Safety:	
Type:	Lithium Ion	Certification:	CE
Voltage:	44,2V	IP Rating:	IP20
Storage:	2,6Ah	Operation Temperature:	0°C ~40°C



## Performer 1500 Fresnel

**33130** Q6

**Special features:**

- CCT 1800k - 8000k
- 16 preset colours
- Manual zoom 10° - 50°
- 6 colour LED Engine (RGBALC)



## Performer 1500 Fresnel

**33131** Tungsten

**Special features:**

- CCT 2700K - 4500K
- Manual zoom 10° - 50°
- CRI >95



**Technical Information**

Power Supply: 100 - 240 VAC  
 Power Consumption: 120 W  
 Power Factor: 0.9  
 Weight: 5.3 kg  
 Dimensions LxWxH: 375 x 322 x 370 mm  
 Housing: Die-cast aluminium  
 Certification: CE  
 Light Source: 100W RGBALC LED Module  
 Beam Angle: 10 - 50 °  
 Field Angle: 18 - 75  
 CRI: 90  
 Refresh Rate: >1000 Hz  
 DMX channels: 3, 6, 7, 9, 10, 13, 20  
 Dimmer: 0-100 %  
 Strobe: 0-25 Hz  
 Zoom: Manual  
 Lux @2m: 12195 Lux  
 Lumen: 3111 lm  
 Control Mode: DMX 512, RDM  
 Cooling: Forced Convection

Ambient Temp.: 0 ~ +40 °C  
 Power Max.: 100 W  
 Display: On board control, Custom Mode, Dimming  
 Connection Power: Seetronic True1  
 Connection DMX: XLR 5p In/Out  
 Colour Temp. Range: 1800 - 8000 K



**Technical Information**

Power Supply: 100 - 240 VAC  
 Power Consumption: 120 W  
 Power Factor: 0.9  
 Weight: 5.3 kg  
 Dimensions LxWxH: 375 x 322 x 370 mm  
 Housing: Die-cast aluminium  
 Certification: CE  
 Light Source: 100W LED Module  
 Beam Angle: 10 - 50 °  
 Field Angle: 18 - 75  
 CRI: 95  
 Refresh Rate: >1000 Hz  
 DMX channels: 1, 2, 3, 6, 8  
 Dimmer: 0-100 %  
 Strobe: 0-25 Hz  
 Zoom: Manual  
 Lux @2m: 22163 Lux  
 Lumen: 4781 lm  
 Control Mode: DMX 512, RDM  
 Cooling: Forced Convection  
 Ambient Temp.: 0 ~ +40 °C

Power Max.: 120 W  
 Display: On board control, Custom mode, Dimming  
 Connection Power: Seetronic True1  
 Connection DMX: XLR 5p In/Out  
 Colour Temp. Range: 2700 - 4500 K



## Performer 1500 Fresnel

**33132** Daylight

### Special features:

- CCT 4000K - 6500K
- Manual zoom 10° - 50°
- CRI >95



**Barndoor for Performer 1500 Fresnel**  
**33160** Theatre Lights Accessories



### Technical Information

Power Supply:	100 - 240 VAC
Power Consumption:	120 W
Weight:	5.3 kg
Dimensions LxWxH:	375 x 322 x 370 mm
Housing:	Die-cast aluminium
Certification:	CE
Light Source:	100W LED Module
Beam Angle:	10 - 50 °
Field Angle:	18 - 75
CRI:	95
Refresh Rate:	>1000 Hz
DMX channels:	1, 2, 3, 6, 8
Dimmer:	0-100 %
Strobe:	0-25 Hz
Zoom:	Manual
Lux @2m:	23244 Lux
Lumen:	5016 lm
Control Mode:	DMX 512, RDM
Cooling:	Forced Convection
Ambient Temp.:	0 ~ +40 °C
Power Max.:	120 W

Display:	On board control, Custom mode, Dimming
Connection Power:	Seetronic True1
Connection DMX:	XLR 5p In/Out
Colour Temp. Range:	4000 - 6500 K



## Performer 2500 Fresnel

**33140** Q6

### Special features:

- CCT 1800K - 8000K
- Manual zoom 10° - 60°
- 16 preset colours
- 6 colour LED engine (RGBALC)



## Performer 2500 Fresnel

**33141** Tungsten

### Special features:

- CCT 2700K - 4500K
- Manual zoom 10° - 60°
- CRI >95



### Technical Information

Power Supply: 100 - 240 VAC  
 Power Consumption: 250 W  
 Power Factor: 0.95  
 Weight: 10 kg  
 Dimensions LxWxH: 470 x 380 x 450 mm  
 Housing: die-cast aluminium  
 Certification: CE  
 Light Source: 250W RGBALC Module  
 Beam Angle: 10 - 60°  
 Field Angle: 18 - 88  
 CRI: 90  
 Refresh Rate: >1000 Hz  
 DMX channels: 3, 6, 7, 9, 10, 13, 20  
 Dimmer: 0-100 %  
 Strobe: 0-25 Hz  
 Zoom: Manual  
 Lux @2m: 26812 Lux  
 Lumen: 7661 lm  
 Cooling: Forced Convection  
 Ambient Temp.: 0 ~ +40 °C  
 Power Max.: 270 W

Display: On board control,  
 Custom mode, Dimming  
 Connection Power: Seetronic True1  
 Connection DMX: XLR 5p In/Out  
 Colour Temp. Range: 1800 - 8000 K



### Technical Information

Power Supply: 100 - 240 VAC  
 Power Consumption: 265 W  
 Power Factor: 0.95  
 Weight: 8.8 kg  
 Dimensions LxWxH: 470 x 380 x 450 mm  
 Housing: Die-cast aluminium  
 Certification: CE  
 Light Source: 250W LED Module  
 Beam Angle: 10 - 60°  
 Field Angle: 18 - 88  
 CRI: 95  
 Refresh Rate: >1000 Hz  
 DMX channels: 1, 2, 3, 6, 8  
 Dimmer: 0-100 %  
 Strobe: 0-25 Hz  
 Zoom: Manual  
 Lux @2m: 35219 Lux  
 Lumen: 6959 lm  
 Control Mode: DMX 512, RDM  
 Cooling: Forced Convection  
 Ambient Temp.: 0 ~ +40 °C

Power Max.: 280 W  
 Display: On board control,  
 Custom Mode, Dimmer  
 Connection Power: Seetronic True1  
 Connection DMX: XLR 5p In/Out  
 Colour Temp. Range: 2700 - 4500 K



## Performer 2500 Fresnel

**33142** Daylight

### Special features:

- CCT 4000K - 6500K
- Manual zoom 10° - 60°
- CRI >95



### Barndoor for Performer 2500 Fresnel

**33161** Theatre Lights Accessories



### Technical Information

Power Supply: 100 - 240 VAC  
 Power Consumption: 250 W  
 Power Factor: 0.9  
 Weight: 8.8 kg  
 Dimensions LxWxH: 470 x 380 x 450 mm  
 Housing: Die-cast aluminium  
 Certification: CE  
 Light Source: 250W LED Module  
 Beam Angle: 10 - 60 °  
 Field Angle: 18 - 88  
 CRI: 95  
 Refresh Rate: >1000 Hz  
 DMX channels: 1, 2, 3, 6, 8  
 Dimmer: 0-100 %  
 Strobe: 0-25 Hz  
 Zoom: Manual  
 Lux @2m: 42563 Lux  
 Lumen: 8410 lm  
 Control Mode: DMX 512, RDM  
 Cooling: Forced Convection  
 Ambient Temp.: 0 ~ +40 °C

Power Max.: 250 W  
 Display: On board control, Custom mode, dimmer  
 Connection Power: Seetronic True1  
 Connection DMX: XLR 5p In/Out  
 Colour Temp. Range: 4000 - 6500 K



## Performer Profile 600 LED MKIII

**33065** Body only

### Special features:

- 750W tungsten replacement
- 260W 3200K COB LED
- 3 & 5 pole DMX control
- Compatible with industry standard lenses



## Performer Profile 600 DDT

**33063** Body only

### Special features:

- COB LED Lightsource
- 3 & 5 pole DMX control
- Colourtemperature 3100K
- Dimmable by traditional dimming pack



### Technical Information

Light source		Physical	
LED quantity:	1x 260W COB	Dimensions:	485 x 305 x 460 mm
Refresh rate:	1200Hz	Weight:	8,2 Kg
Max. Flux:	10665 Lumen	Housing:	Die-cast aluminium
Peak Intensity:	182532 cd	Colour:	Black
Colour rendering:	>90Ra	Fixture connection:	DMX In/Out, Power In/Out
Colour temperature:	3200K	Cooling:	Forced - Air convection - Silent Fan
Electrical			
Input voltage:	100-240VAC, 50/60Hz		
Max. Power:	250W		
Control			
On board: Dimmer:	0-100%		
Dim curve:	Dimm4 technology, 4 presets		

### Technical Information

Light source:		Dim resolution:	16bit
LED quantity:	1x 250W	Control Protocol:	DMX-512, Direct Triac
Refresh rate:	1200Hz	DMX Personality:	1, 2, 3
Max. Flux:	6522 Lumen	Physical:	
Peak Intensity:	71900 cd	Dimensions:	720 x 380 x 340 mm
Colour rendering:	>90Ra	Weight:	9,6 Kg
Colour temperature:	3200K	Housing:	Die-cast aluminium
Electrical:		Colour:	Black
Input voltage:	100-240VAC, 50/60Hz	Fixture connection:	DMX In/Out, Power In/Out
Max. Power:	270W	Cooling:	Forced - Air convection - Silent Fan
Control:			
On board: Dimmer:	0-100%		
Dim curve:	Dimm4 technology, 4 presets		



**Zoom Lens for Performer Profile**

**33070** 15-30°



**Zoom Lens for Performer Profile**

**33071** 25-50°



**Lens for Performer Profile**

**33074** 50°

**33072** 19°

**33075** 26°

**33073** 36°



**Iris for Performer Serie**

**33076** Theatre Lights Accessory



**Glass Gobo Holder for Performer Profile serie**

**33079** Glass Gobo

**Metal Gobo Holder for Performer Profile serie**

**33078** Metal Gobo

**Soft Edge Gobo Holder for Performer Profile serie**

**33077** Soft Edge



**Performer Profile 650 Q5**

**33064** Body only

**Special features:**

- 5-in-1 RGBAL 16 Bit Colourmix
- 3 & 5 pole DMX control
- 16 bit dimming
- RDM



**Technical Information**

Lightsource  
LED System: 1x 240W LED Array 5-in-1  
Drive current: 1.5A  
Refresh rate: 600Hz to 25kHz  
Output: 60800 Lux @ 1m (26° lens)

Electrical  
Input voltage: 100~240VAC, 50/60Hz  
Power consumption: 300W@FO

Control  
On-board: Dimmer  
Control Protocol: DMX-512  
DMX Personality: 7, 6, 8, 11, 17

Optical system  
Dimmer: 0-100%

Dim curve: Dimm4 technology, 4 presets  
Dim resolution: 16bit  
Beam Angle: 5°-50° Depending on applied lens


Physical:  
Dimension: 700 x 301 x 233 mm  
Weight: 10.3Kg  
Housing: Die Cast Aluminium  
Colour: Black, powder coated  
Power Connectors: Neutrik Powercon in- & output  
Data Connectors: XLR 3 & pole in- & output  
Cooling: Silent Fan

## Performer Profile Mini

**33090** 3200K

### Special features:

- 30W LED Light source
- Direct Local Dimming
- DMX / RDM
- Colour temperature 3200K



## Performer Profile Mini

**33091** 5600K

### Special features:

- 30W LED Light source
- Direct Local Dimming
- DMX / RDM
- Colour temperature 5600K



### Technical Information

Light source	30 W COB
LED quantity:	15000 (19°)
Lux@1m:	>90Ra
Colour rendering:	3200K
Colour temperature:	
Electrical	
Input voltage:	110~240VAC, 50/60Hz
Max. Power:	25W
Drive Current:	0,5A
Control	
Dimmer:	DMX, RDM
Beam angle:	19° > 36° fixed and zoom
Lens Tube:	not included
Shutter:	not included
Gobo holder:	not included
Gobo size:	38 mm
Image size:	26 mm

Physical	
Dimensions:	345 x 130 x 231 mm
Weight:	1,3 kg
Housing:	Die-cast aluminium
Colour:	Black
Mount Features:	Portable/Track-mount
Cooling:	Forced - Air convection

PLEASE NOTE THAT AN ADDITIONAL (AND OPTIONAL) RDM TESTER IS NEEDED TO SET THE DMX ADDRESS. WE RECOMMEND OUR RDM TOUCH (50409) OR RDM COMMANDER (50550)




### Technical Information

Light source	30 W COB
LED quantity:	16000 (19°)
Lux@1m:	>90Ra
Colour rendering:	5600K
Colour temperature:	
Electrical	
Input voltage:	110~240VAC, 50/60Hz
Max. Power:	25W
Drive Current:	0,5A
Control	
Dimmer:	DMX (3Pin), RDM
Beam angle:	19° > 36° fixed and zoom
Lens Tube:	not included
Shutter:	not included
Gobo holder:	not included
Gobo size:	38 mm
Image size:	26 mm

Physical	
Dimensions:	345 x 130 x 231 mm
Weight:	1,3 kg
Housing:	Die-cast aluminium
Colour:	Black
Mount Features:	Portable/Track-mount
Cooling:	Forced - Air convection

PLEASE NOTE THAT AN ADDITIONAL (AND OPTIONAL) RDM TESTER IS NEEDED TO SET THE DMX ADDRESS. WE RECOMMEND OUR RDM TOUCH (50409) OR RDM COMMANDER (50550)



**Shutter barrel for Performer Profile Mini**  
33088 Theatre Lights Accessories



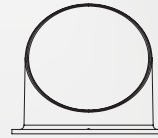
**Zoom Lens for Mini Profile**  
33087 Theatre Lights Accessories



**Lens for Performer Profile Mini**  
33084 36°  
33082 19°  
33083 26°



**Glare Shield for Performer Profile Mini**  
33085 Theatre Lights Accessories



**Gobo holder for Performer Profile Mini**  
33086 27mm



## Performer Profile IP 3200K

**33110** IP-65 rated Profile spot

**Special features:**

- CRI > 90Ra
- Motorized Focus
- Manual framing system
- 15°-30° Electronic zoom system



## Performer Profile IP Q4

**33111** IP-65 rated Profile spot

**Special features:**

- Motorized Focus
- 15°-30° Electronic zoom system
- Manual framing system
- Rotating Gobo holder



**Technical Information**

Lightsource  
LED System: 1x 260W COB LED  
Drive current: 1.5A  
CCT: 3200K  
Refresh rate: 600Hz to 25kHz  
Output: 23600Lux @ 3m (15°)

Electrical  
Input voltage: 100-240VAC, 50/60Hz  
Power consumption: 250W@FO

Control  
On-board: Dimmer  
Control Protocol: Manual, DMX-512, RDM  
DMX Personality: Simple, Mode 16Bit

Optical system  
Dimmer: 0-100%  
Dim curve: Dimm4 technology, 4 presets  
Dim resolution: 16bit  
Beam Angle: 15°-30°  
Zoom: electrical  
Focus: electrical  
Gobo size: M: 66mm / 49,5mm.

**Technical Information**

Lightsource  
LED System: 1x 250W LED Array  
RGBW  
Drive current: 1.2A  
CCT: 2700-8000K  
Refresh rate: 600Hz to 25kHz  
Output: 9975Lux @ 3m (15°)

Electrical  
Input voltage: 100-240VAC, 50/60Hz  
Power consumption: 300W@FO

Control  
On-board: Dimmer  
Control Protocol: Manual, DMX-512, RDM  
DMX Personality: HSI, Simple, Colour 8Bit, Colour 16Bit

Optical system  
Dimmer: 0-100%  
Dim curve: Dimm4 technology, 4 presets  
Dim resolution: 16bit  
Beam Angle: 15°-30°  
Zoom: electrical  
Focus: electrical  
Gobo size: M: 66mm / 49,5mm.

## Performer Pendant

**33150** Q6

### Special features:

- CCT 1800K - 8000K
- 16 Preset colours
- 6 colour LED engine (RGBALC)



### 50° Lens set for Performer Pendant

**33155** Theatre Lights Accessories

### 18° Lens set for Performer Pendant

**33156** Theatre Lights Accessories



### Technical Information

Power Supply:	100 - 240 VAC
Power Consumption:	150 W
Power Factor:	0.9
Weight:	8.5 kg
Dimensions LxWxH:	435 x 260 x 170 mm
Connection Data:	XLR 5 pole in/out
Housing:	Extruded Aluminium
Certification:	CE
Light Source:	RGBALC LED Module
Beam Angle:	30 °
CRI:	92
Refresh Rate:	>1000 Hz
DMX channels:	7, 9, 13, 20
Dimmer:	0-100% %
Lux @2m:	4056 Lux
Lumen:	5853 lm
Control Mode:	DMX-512, RDM

Cable Length:	3 m
Cooling:	Fan, Temp. controlled
Ambient Temp.:	0 ~ +40 °C
Power Max.:	150 W
Connection Power:	Bare cable end (no connector included)





# Showtec ACT Series

High-class entry-level luminaires

With the ACT series Showtec offers a range of compact entry-level luminaires with a high-class finish and high CRI levels.

Due to their size and output they are very well equipped for a wide range of applications and venues but also offer a lot of advantages for the rental business. The ACT series consists of 5 different models. It starts off with a 20WW and a 50WW Fresnel version which come complete with matching barndoors, followed by a 60 RGBW PC unit, a 50WW Profile spot and an Flood 80 RGBW. All except the 20WW version are controllable via 3p DMX, have easy to handle rotary knobs at the back for dimming and, with the RGBW versions for choosing the desired colour and have OLED-displays for adjusting the requested settings.

The ACT-units are virtually plug-and-play and based on the model, come complete with barndoor, filterframe, gobo holder, gobos and lens.





## ACT Fresnel 20 WW

**34010** Fresnel Theatre Spot

### Special features:

- Compact Design
- High efficiency 20W COB LED source
- High CRI
- Manual Zoom
- Manual Dimmer



### Technical Information

Power Supply:	100 - 240V VAC
Power Consumption:	21 W
Weight:	2.1 kg
Dimensions LxWxH:	L 333 x W 176 x H 246 mm
Housing:	Extruded Aluminium
Light Source:	20 W Warm White LED
Colour Temperature:	3200 K
Beam Angle:	8-55 °
CRI:	98
Dimmer:	0-100 %
Zoom:	Manual
Lux @2m:	2300 Lux
Control Mode:	Manual
Cooling:	Convection (no fans)
Ambient Temp.:	0 ~ +40 °C
Connection:	ProPower In



## ACT Fresnel 50 WW

**34011** Fresnel Theatre Spot

### Special features:

- Compact Design
- High CRI
- Manual Zoom
- DMX controlled
- High efficiency 50W COB LED source



### Technical Information

Power Supply:	100 - 240V VAC
Power Consumption:	57 W
Weight:	24 kg
Dimensions LxWxH:	L 245 x W 165 x H 239 mm
Housing:	Extruded Aluminium
Light Source:	50 W Warm White LED
Colour Temperature:	3200 K
Beam Angle:	10 - 58 °
CRI:	98
DMX channels:	1 - 2
Dimmer:	0-100 %
Zoom:	Manual
Lux @2m:	3430 Lux
Control Mode:	DMX, Manual
Ambient Temp.:	0 ~ +40 °C
Connection:	ProPower + 3 pole DMX In / Out



## ACT Profile 50 WW (16-32 Zoom)

**34030** Profile Theatre Spot

### Special features:

- Compact Design
- DMX Controlled
- 50W Warm White LED source
- 5 Design Gobo's Included



### Technical Information

Power Supply:	100 - 240V VAC
Power Consumption:	57 W
Weight:	2.6 kg
Dimensions LxWxH:	L 411 x W 170 x H 263 mm
Connection Power In:	ProPower In / Out
Housing:	Extruded Aluminium
Light Source:	50 W Warm White LED
Colour Temperature:	3200 K
Beam Angle:	13 > 30 °
CRI:	97
DMX channels:	1-2
Dimmer:	0-100% %
Zoom:	Manual
Lux @ 2m:	5304 Lux
Control Mode:	DMX, Manual
Ambient Temp.:	0 ~ +40 °C
Connection:	3 Pole DMX In / Out



### Season Gobo Set for Act Profile 50 (5 pieces)

**34050** Theatre Lights Accessories



### Barndoor for ACT Series

**34051** Theatre Lights Accessory





## ACT PC 60 RGBW

**34020** PC Theatre Spot

### Special features:

- RGBW LED Source
- Compact and Lightweight Design
- Motorized Zoom
- Optional Barndoor



### Technical Information

Power Supply:	AC 100 - 240V, 50/60Hz VAC
Power Consumption:	70 W
Power Factor:	91
Weight:	2.4 kg
Dimensions LxWxH:	L 312.3 x W 160.6 x H 267.0 mm
Housing:	Extruded Aluminium
Certification:	CE
Light Source:	60W Quad LED
Beam Angle:	3.7 - 31.5 °
DMX channels:	5, 7, 11
Dimmer:	0-100 %
Zoom:	Motorized
Lux @3m:	9410 Lux
Control Mode:	DMX, Manual
Ambient Temp.:	-10 ~ +40 °C
Connection:	ProPower + 3 pole DMX In / Out



## ACT Flood 80 RGBW

**34040** LED Theatre Flood

### Special features:

- Compact Design
- DMX Controlled
- 80W RGBW LED source
- Pre-set colour & temperature control



### Technical Information

Power Supply:	100 - 240V VAC
Power Consumption:	85 W
Weight:	5.5 kg
Dimensions LxWxH:	L 422 x W 285 x H 373 mm
Housing:	Extruded Aluminium
Light Source:	80 W RGBW Quad
Beam Angle:	90 - 105 °
DMX channels:	4, 7, 11
Dimmer:	0-100 %
Lux @2m:	1540 Lux
Control Mode:	DMX, Manual
Cooling:	Fan
Ambient Temp.:	0 ~ +40 °C
Connection:	Pro Power In / Out



## StageBeam 300/500W

**30530** Fresnel

**30531** PC

The Showtec StageBeam 500W Fresnel is a compact theatre spot and is an ideal solution for smaller theatres or other venues. Don't let budget constraints affect the overall appearance and quality of your show! Not even 3.4kg in weight, the Stagebeam 500W is equipped with a 120mm Fresnell lens which projects a nice uniform beam. It offers a manual zoom from 10° up to 40° and has a gel frame holder as a standard utility. Barndoors are optional and available under order number 30540



### Technical Information

Lamp socket:	GY9.5
Max Power:	500W
Beam angle:	10° - 40°
Zoom:	Manual
Cable:	80cm silicon cable with schuko plug
Lens diameter:	120mm
Dimensions:	365 x 230 x 180mm
Dimensions gelframe:	167 x 167mm
Weight:	3,38Kg
Housing:	powder coated aluminium and steel
Cooling:	Convection
Protection rating:	IP-20
Operating temperature:	-10°C - 60°C



### Barndoor for StageBeam 350/500W

**30540** Spots Accessories



The Showtec StageBeam 1000W Fresnel is the larger version of the Stagebeam 500W, so a compact theatre spot and an ideal solution for smaller theatres or other venues. Just weighing 4,8kg, the Stagebeam 1000W is equipped with a 140mm Fresnell lens which projects a strong uniform beam. It offers a manual zoom from 10° up to 40° and has a gel frame holder as a standard utility. Budget constraints no longer need to affect the overall appearance and quality of your show! Barndoors are optional and available under order number 30541

### StageBeam 650/1000W

**30532** Fresnel

**30533** PC



**Barndoor for StageBeam 650/1000W**  
**30541** Spots Accessories



#### Technical Information

Lamp socket:	GX9,5
Max Power:	1000W
Beam angle:	10° - 40°
Zoom:	Manual
Cable:	80cm silicon cable with schuko plug
Lens diameter:	140mm
Dimensions:	390 x 250 x 200mm
Dimensions gelframe:	195 x 195mm
Weight:	4,28Kg
Housing:	powder coated aluminium and steel
Cooling:	Convection
Protection rating:	IP-20
Operating temperature:	-10°C - 60°C



## Followspot LED 75W

**30628** Followspot

### Special features:

- 75W Cool white LED
- DMX and Manual control
- Stand included
- 400Hz refreshrate



### Technical Information

Output		Stand specification	
Lumen:	1600+	Height:	1110-1440mm
Lux@1m:	25000+	Tube Diameter:	35mm
Efficiency:	21 lm/W	Weight:	3,3Kg
LED Quantity:	1x CW (75W)	Physical	
Driver current:	18A	Dimensions (LxWxH):	630 x 340 x 300 mm
Refreshrate:	400 Hz	Weight:	5,9 Kg
Dimmer:	0-100%	Weight Tripod:	3,4 Kg
Strobe:	0-20Hz	IP Rating:	IP-20
Colors:	7 + white	Housing:	Steel, powder coat finish
Iris:	2-100% manual	Connections:	IEC + Neutrik XLR 3 pole
Beam Angle:	16° - 22°	Cooling:	Forced Cooling (Fan)
Control			
On Board:	Display for easy Set Up		
Options:	DMX512, Manual		
DMX personality:	3 Channel		
Electrical			
Input Voltage:	100~240VAC...50/60Hz		
Power consumption:	121W max @FO		



## Followspot LED 120W

**40120** incl. Stand

### Special features:

- 120W Cool white LED
- Built in CTC Colours
- 0 – 100% natural dimmer
- Including stand



**Case for Followspot 120W**  
**D7059** Flightcase

### Technical Information

Output  
Lumen: 4000+  
Lux@3m: 27500 (8°)  
LED Quantity: 1x CW (120W, 10000K)  
Refreshrate: 4000 Hz  
Dimmer: 0-100%  
Strobe: 0-20Hz  
Colours: 4 + open  
Iris: 2-100% manual  
Beam Angle: 8° - 15°

Control  
On Board: 3 faders: Dimmer, Iris, Shutter  
Manual

Options:  
Electrical  
Input Voltage: 100~240VAC, 50/60Hz  
Power consumption: 185W max @FO

Physical  
Dimensions (LxWxH): 550 x 250 x 230 mm  
Weight: 10,2 Kg  
Weight Tripod: 5,9 Kg  
IP Rating: IP-20  
Housing: Steel, powder coat finish  
Connections: Power Pro Connector Blue  
Cooling: Forced Cooling (Fan)





# Showtec Light Effects


When retro becomes contemporary

Adding an extra sparkle to your event or your club is a lot easier than you think. Showtec has a wide range of light effects at your disposal to create that special effect or that retro feeling you've been looking for.

With legendary units like the Showtec Small Mushroom, the Galaxy 360 or the all-time classic the Double Derby you will have the perfect tools to turn any event into a long lasting memory.

If you add to this the mirrorball-like RGBW-based Colourburst or the 3-in-1 Airwolf light effect which takes the old Helicopter to a new level you just can't go wrong.






## DreamWave

**43166** LED Effect light

### Special features:

- Colour & LED Control
- Stunning built-in light shows
- DMX Control
- Wide beam-angle



### Technical Information

General:  
Power input: 100-240V – 50/60Hz  
Power consumption: 70W  
Control: DMX, Master/Slave, Sound Active  
DMX Channels: 10, 34  
Control display: 4 digits LED  
Power connections: IEC Input  
Data connector: 3 pole XLR (in/out)  
Dimensions: 246 x 185 x 246  
Weight: 3,5kg

LED Beams:  
Colours: RGBW  
Power: 6x 15W  
System: 4-in-1  
Beam angle: 34° – 90°




## DreamMoon

**43167** LED Effect light

### Special features:

- Wide Beam angle
- Excellent built-in light shows
- DMX Control
- Multipurpose effect



### Technical Information

General:  
 Powerinput 100-240V – 50/60Hz  
 Power consumption: 68W  
 Control: Auto, DMX, Master/Slave, Sound Active  
 DMX Channels: 5, 9  
 Control display: 4 digits LED  
 Power connections: IEC Input  
 Data connector: 3 pole XLR (in/out)  
 Dimensions: 271 x 200 x 292mm  
 Weight: 3,6kg


LED Beams:  
 Colours: RGBW  
 Power: 1x 60W  
 System: 4-in-1

## Dataflower

**43168** LED Effect light

### Special features:

- 100W High Power LED
- Dynamic Sound to Light Control
- DMX Control
- Superb Aerial Effects



### Technical Information

Power Supply:	100 - 240 VAC
Power Consumption:	117 W
Weight:	4 kg
Dimensions LxWxH:	308 x 265 x 202 mm
Connection Data:	3 Pole XLR in- & out
Certification:	CE
Light Source:	100W LED
Colour Temperature:	7400 K
Beam Angle:	40 °
DMX channels:	2, 5, 7
Dimmer:	0-100 %
Strobe:	0 - 20 Hz
Control Protocol:	DMX512
Ambient Temp.:	0 ~ +40 °C
Connection Power:	IEC in- & output
Colour Wheel 1:	9 dichroic-filters + white
Gobo Wheel 1:	11 gobos + open






## Magician

**43161** Effect light

**Special features:**

- Multi functional Light and Laser FX
- iR remote and DMX control
- RGB-UV LED
- Strobe FX



**Technical Information**

**General**

Power input: 100~240VAC, 50/60 Hz  
 Power consumption: 90W  
 Control: Auto, Sound, Master/Slave, Static, DMX  
 DMX Channels: 3,5,11,28  
 Control Display: 4 Digits LED  
 Power Connection: IEC in- & output  
 Data Connector: 3 pole XLR (In/Out)  
 Dimensions: 350 x 320 x 185mm (incl brackets)  
 Weight: 3,2Kg  
 Accessories: 2 Keys, Interlock test connector, IR Remote

**Wash LED effect**

Colours: RGB-UV  
 Power: 9x4W

**Beam LED effect**

Colours: 8xR, 6xG, 6xB, 8xA

**Laser effect**

Laser Colour: Red, Green  
 Laser Power: 130mW (100mW 650nm Red, 30mW 532nm Green)  
 Laser Class: 3B  
 Safety Features: Key switch, Interlock, Safety eye  
 Laser Safety: EN/IEC 60825-1: 2007

**Strobe effect**

LED: 12x 0.5W White 5730 LED  
 Current: 300mA



## Dynamica

**43162** Effect light

### Special features:

- 4-in-1 light effect
- Dual RG Laser Grating effects
- RGBWA LED Pattern beams
- Dual Strobe arrays
- Dual UV Wash effect



### Technical Information

#### General

Power input: 100-240V 50/60z  
Power consumption: 40W  
Control: Auto, Sound, Master/Slave, DMX  
DMX Channels: 2,5,8,10  
Control Display: 4 Digits LED  
Power Connection: IEC in- & output  
Data Connector: 3 pole XLR (In/Out)  
Dimensions: 770 x 173 x 195 (incl bracket)  
Weight: 5,5kg  
Accessories: 2 Keys, Interlock test connector, IR Remote

#### LED Beams

Colours: RGBWA  
Power: 192 x 120mW  
System: Matrix Pattern

#### Laser

Colours: 2xRed, 2xGreen  
Power: 260mW (2x 100mW 650nm Red, 2x 30mW 532nm Green)  
Class: 2M  
Safety Features: Key switch, Interlock, Safety eye  
Laser Safety: EN/IEC 60825-1: 2007

#### Strobe

LED: 18x 0,5W Cool white

#### UV:

LED: 2x 3W




## Colorburst

**43163** Effect light

**Special features:**

- Powerful mirrorball simulation
- RG Laser Grating effects
- RGBW Colour control over 3 sections
- IR Remote included



**Technical Information**

Power input: 100-240V 50/60z  
 Power consumption: 63W  
 Control: Auto, Sound, Master/Slave, DMX  
 DMX Channels: 3,10,22  
 Control Display: 4 Digits LED  
 Coverage angle: 360°  
 Rotating speed: 2 – 19 RPM  
 Power Connection: IEC in- & output  
 Data Connector: 3 pole XLR (In/Out)  
 Ball Diameter: 320mm  
 Base Dimensions: 255 x 168 x 90  
 Weight: 3,8kg  
 Accessories: 2 Keys, Interlock test connector


LED Beams  
 Colours: RGBW  
 Power: 5x 8W  
 Sections: 3  
 Laser  
 Colours: Red, Green  
 Power: 135mW (100mW 650nm Red, 35mW 532nm Green)  
 Class: 2M  
 Safety Features: Key switch, Interlock, Safety eye  
 Laser Safety: EN/IEC 60825-1: 2007

## Airwolf

**43164** Effect light

### Special features:

- Continues Rotation
- Including IR Remote
- RG Pattern Laser effects
- Manual adjustable RGBW beam heads



### Technical Information

Power input: 100-240V 50/60z  
Power consumption: 52W (Full output)  
Control: Auto, Sound, Master/Slave, DMX 512  
DMX Channels: 3,16  
Control Display: 4 Digits LED  
Coverage angle: 360°  
Rotating speed: 2 – 19 RPM  
Power Connection: IEC  
Data Connector: 3 pole XLR (In/Out)  
Dimensions: 390 x 390 x 230 mm  
Weight: 4,0 Kg

### LED Beams

Colours: RGBW  
Power: 6 x 8W  
Strobe rate: 1 to 20 Hz

Laser  
Colours: Red, Green  
Power: 130mW (100mW 650nm Red, 30mW 532nm Green)  
Class: 3R

Strobe: 24 x 0,5W LED's (white)  
Strobe rate: 1 to 20 Hz





## Energetic

**43165** Effect light

### Special features:

- 16x SMD LED Strobe
- IR Remote Included
- RG Pattern Laser effects
- Sharp RGBW Beams



### Technical Information

Power input: 100~240VAC, 50/60 Hz  
 Power consumption: 30W  
 Control: Auto, Sound, Master/Slave, DMX 512  
 DMX Channels: 2, 9  
 Control Display: 4 Digits LED  
 Power Connection: IEC in- & output  
 Data Connector: 3 pole XLR (In/Out)  
 Dimensions: 260 x 190 x 188 mm  
 Weight: 1,8 Kg

LED Beams  
 Colours: RGBW  
 Power: 3W Red LED, 3W Green LED, 3W Blue LED, 3W White  
 LED  
 Strobe rate: 0-20 Hz

Laser  
 Colours: Red, Green  
 Power: 130mW (100mW 650nm Red, 30mW 532nm Green)  
 Class: 3R

Strobe  
 Power:  
 Strobe rate: 16 x 0,5W LEDs (white)  
 0-20 Hz




## Dominator

**43153** 3-in-1 Light effect

### Special features:

- LED, Laser & Strobe Effect
- 200mW RG Laser
- RGBWA Colours
- 8 Power strobe LEDs



### Technical Information

#### General

Power input:	100~240VAC, 50/60 Hz
Power consumption:	66W
Control:	Auto, Sound, Master/Slave, DMX
DMX Channels:	9
Control Display:	4 Digits LED
Power Connection:	IEC in- & output
Data Connector:	3 pole XLR (In/Out)
Dimensions:	307 x 200 x 312mm (incl brackets)
Weight:	3.95 Kg
Accessories:	2 Keys, Interlock test connector

#### LED effect

Colours:	RGBWA
Power:	5x3W
Current:	350mA each

#### Laser effect

Laser Colour:	Red, Green
Laser Power:	200mW (150mW 650nm Red, 50mW 532nm Green)
Laser Class:	3B
Safety Features:	Key switch, Interlock, Safety eye
Laser Safety:	EN/IEC 60825-1: 2007

#### Strobe effect

LED:	8x 1W White
Current:	300mA



## Techno Derby

**43156** 2-in-1 Light Effect

### Special features:

- LED & Strobe Effect
- Bright Colourful beams
- RGBW Colours
- 16 Power strobe LEDs



### Technical Information

General	
Power input:	AC 100-240V 50/60z
Power consumption:	28W
Control:	Auto, Sound, Master/Slave, DMX
DMX Channels:	1,4
Control Display:	4 Digits LED
Power Connection:	IEC in- & output
Data Connector:	3 pole XLR (In/Out)
Dimensions:	190 x 258 x 182mm (excl brackets)
Weight:	2 kg

### LED effect

Colours:	RGBW
Power:	4x3W
Current:	300mA each

### Strobe effect


LED:	16x0.5W White
Current:	300mA

## X-Terminator

**43157** 3-in-1 Light Effect

### Special features:

- Moonflower, Laser & Strobe Effect
- 130mW RG Laser
- RGBWA Colours
- 12 strobe LEDs



### Technical Information

Power input: 100~240VAC, 50/60 Hz  
 Power consumption: 36W  
 Control: Auto, Sound, Master/Slave, DMX, IR-remote  
 DMX Channels: 2, 11  
 Control Display: 4 Digits LED  
 Power Connection: IEC in- & output  
 Data Connector: 3 pole XLR (In/Out)  
 Dimensions: 290 x 196 x 98mm (excl brackets)  
 Weight: 2,4 Kg  
 Incl. accessories: 2 Keys, Interlock test connector, IR-remote

LED effect  
 Colours: R,G,B & B,W,A  
 Power: 6x3W  
 Current: 300mA

Laser effect  
 Laser Colour: Red, Green  
 Laser Power: 130mW (100mW 650nm Red, 30mW 532nm Green)

Laser Class: 3B  
 Safety Features: Key switch, Interlock, Safety eye  
 Laser Safety: EN/IEC 60825-1: 2007

Strobe effect  
 LED: 12x 0,5W White  
 Strobe: 0-30Hz




## Dynamic LED

**43056** LED Effect light

### Special features:

- 42 LED matrix patterns
- 4-in-1 Light effect
- RGBWA Colours
- Wide beam angle



### Technical Information

Power supply:	90-250V/50-60Hz	AC
Power consumption:	20W	
LED power:	45W	
LED quantity:	256	
DMX channels:	2,3	
MUSIC mode:	YES	
Dimensions:	990 x 210 x	
170 mm (LxWxH)		
Weight:	4,5kg	



## Sunrise LED

**43078** LED Effect light

### Special features:

- MultiColour LED's
- DMX Control
- Sound to light function
- Very wide beam-spread



### Technical Information

Output	
Lumens:	1000 for each colour
Lux @2m:	475
Max Distance:	20m
Light Source	
LED System:	5 x 3W LED (1 xRed, 1 x Green, 1x Blue, 1x White, 1x Yellow)
Drive Current:	790mA
Electrical	
Power Supply:	AC 100-240V 50/60 Hz
Power Consumption:	32W
Control	
Control Mode:	DMX
DMX channels:	4
Optical system	
Dimmer:	100%

Strobe:	0-12Hz
Rotating Speed:	8RPM
Physical	
Dimensions:	210 x 210 x 180 mm
Weight:	2,5kg
Housing:	Iron
Colour:	Black
Power Connectors:	IEC
Data Connectors:	XLR 3pole
Cooling:	Fan
Safety	
Operation temperature:	-20~40°C





## Swing 4

**43085** 2-in-1 Light Effect

### Special features:

- 2-in-1 Light effect
- 2 x 9 Watt 3-in-1 LEDs for Derby
- 64 LEDs for moonflower
- 6 DMX channels



### Technical Information


Power Input:	100-230V 50/60 Hz
Power Consumption:	45W
Light Source:	2 x 9W 3-in-1 RGB LEDs Derby 64 RGB LEDs for Moonflower
Control:	Auto, Sound, Master/Slave, DMX
DMX Channels:	6
Control setting:	Dipswitch
Power Connector:	IEC
Data Connector:	In/Out (XLR 3 Pin)
Dimensions:	250 x 250 x 260 mm
Weight:	3,6 kg

## Cyclone 4

**43087** Compact dynamic led effect

### Special features:

- Intelligent Music Control
- 10W RGBW 4-in1 LED
- IEC In- and output
- Auto and sound programs selectable by DMX



### Technical Information

Power Input:	100-240VAC, 50/60 Hz
Power Consumption:	36W
Light Source:	1 x 10W 4-in1 RGBW Chip
Control:	Auto, Sound, Custom, Master/Slave, DMX
DMX Channels:	4
Control Display:	4 Digits LED
Power Connector:	IEC In/Out
Data Connector:	In/Out (XLR 3 Pin)
Dimensions:	270 x 248 x 200 mm (excl. bracket)
Weight:	3,6 Kg




## Disco Star

**43088** LED Effect light

Special features:

- 3 x 3 Watt RGB 3-in1 LEDs
- 140° coverage
- No external moving parts
- Glow and beam effects due to transparent housing



### Technical Information

Power Input:	100-230V 50/60 Hz
Power Consumption:	20W
Light Source:	3 x 3W RGB 3-in1
Control:	Auto, Sound, Custom, Master/Slave, DMX
DMX Channels:	4
Control:	Dipswitch
Power Connector:	1,6m cable, schuko
Data Connector:	In/Out (XLR 3 Pin)
Dimensions:	180 x 180 x 165 mm
Weight:	0,9 kg

## Hydrogen DMX MKII

**43151** LED Effect light

### Special features:

- 20W LED Source
- Red, Green, Blue, Purple, Yellow and White
- 4 DMX channels
- Multi-voltage



### Technical Information

Power Input:	100~240VAC, 50/60 Hz
Power Consumption:	35W
Light Source:	1 x 20W LED
Beam angle:	25°
Control:	Auto, Custom, Master/Slave, DMX
DMX Channels:	4
Control Display:	4 Digits LED
Power Connector:	IEC In/Out
Data Connector:	In/Out (XLR 3 Pin)
Dimensions:	267 x 231 x 122 mm (excl. bracket)
Weight:	3,5 Kg
Optional accessories:	IEC couple cables, 90465, 90466, 90446



## Galaxy 360

**45054** Retro LED Moving head

### Special features:

- Continuous pan & ball rotation
- 60mm 4° Lenses
- 12 individual RGBW LEDs
- Built-in Colour chases



### Technical Information

<b>Output</b>	
Beam Angle:	4°
Light Source:	12x 9W RGBW LED
<b>Electrical</b>	
Input Voltage:	100-240 VAC
Power consumption:	230W max. at full output
<b>Control</b>	
On-Board:	Display including gravity sensor
Mode:	DMX, Auto, Sound & Master/Slave
Control Protocol:	DMX512
Control personality:	10, 18, 66 Channels
<b>Optical system</b>	
Dimmer:	0-100%
Dimmer curves:	Linear, Square, I-Square, S curve
Strobe:	0-20Hz

<b>Movement</b>	
Pan:	540° & Continuous
Ball:	360° & Continuous
Pan/Tilt resolution:	16 bit
<b>Physical</b>	
Colour:	Black
Housing:	Metal & Flame-retardant plastic
Data Connections:	XLR 3&5p Data in- & output
Power Connections:	Pro Power in- & output
Dimensions (WxDxH):	335 x 150 x 400mm
Weight:	7 kg
<b>Certification and Safety</b>	
Certification:	CE
Max. ambient Temp.:	40°C



## Airstrike

**43158** 5R Quad Beam Effect

### Special features:

- High Light output
- DMX Control
- Compact size
- Razor-sharp beams



### Technical Information

Power Supply:	90-250V,50/60Hz
Input voltage:	5A T250V
Fuse:	230W
Power Consumption:	5R
Lamp:	DMX512,Sound,Auto,Master/Slave
Control:	10 CH
DMX personality:	linear 0~100%.
Dimmer:	7 colours + white
Colour wheel:	14 metal gobos + white
Gobo wheel:	4pcs
Mirror:	1~5 Hz or pulse mode strobe
Strobe:	unlimited
Rotation angle:	60°
mirror angle:	352.5x231x298mm (LxWxH)
Dimensions:	10.9Kg
Net Weight:	




## Small Mushroom LED Q6

**43159** Effect light

### Special features:

- Legendary Light FX
- 6-in-1 LED
- Adjustable Sound control
- Plug & Play



### Technical Information

Light Source	
LED System:	2 x 12W LED (Red, Green, Blue, Cyan, Amber, White)
Drive Current:	700mA
Electrical	
Power Supply:	100~240VAC, 50/60 Hz
Power Consumption:	32W
Control	
Control Mode:	Sound Control
Physical	
Dimensions:	345 x 272 x 294 mm
Weight:	2.75Kg
Housing:	Iron
Colour:	Black
Power Connectors:	IEC
Cooling:	Forced Convection
Safety	
Operation temperature:	-20~40°C

## Double3 Derby LED Q6

**43160** Effect light

### Special features:

- Legendary Light FX
- 6-in-1 LED
- Adjustable Sound control
- Plug & Play
- Easy IEC daisy chaining



### Technical Information

Light Source  
LED System: 2 x 12W LED  
(Red, Green,  
Blue, Cyan, Amber,  
White)  
700mA

Drive Current:  
700mA

Electrical  
Power Supply: 100~240VAC,  
50/60 Hz  
Power Consumption: 32W

Control  
Control Mode: Sound Control

Physical  
Dimensions: 320 x 320 x  
210 mm  
Weight: 3 Kg

Housing: Iron  
Colour: Black  
Power Connectors: IEC  
Data Connectors: none  
Cooling: Fan

Safety  
Operation temperature: -20~40°C



## Showtec Bumper Series

The plug-and-play Showtec Bumper series bring the party to your home without the need of any technical settings or controllers. With the Bumper series you will have all the effects you'll need to create that real club feeling: the Waves, the Mushroom, the Flower and the Stars. They all include an IR remote to get in control to set the right ambiance for your gig.





## Bumper Waves

**30870** incl Ir Remote

### Special features:

- 72 Razor sharp beams
- Plug and Play
- Including IR Remote
- RGB Colours



### Technical Information

Power supply: AC 100-240V - 50/60 Hz  
Power consumption: 10 Watt  
LED system: 1W Red , 1W Green, 1W Blue  
Control: IR Remote  
Operation mode: Auto, Sound, Color  
Dimensions: 200 x 105 x 195 excl bracket  
Weight: 1,30Kg



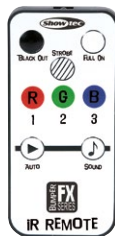



## Bumper Stars

**30874** incl Ir Remote

### Special features:

- 3x 1W LEDs
- Plug and Play
- Including IR Remote
- RGB Mirrorball effect



### Technical Information

Power supply:  
Power consumption:  
LED system:  
Control:  
Operation mode:  
Dimensions:  
Weight:


9V DC Adapter incl.  
9 Watt  
1W Red , 1W Green, 1W Blue  
IR Remote  
Auto, Sound, Color  
Ø 80 x 95mm  
0,3Kg

## Bumper Mushroom

**30871** incl Ir Remote

### Special features:

- Compact effect, wide coverage
- Plug and Play
- Including IR Remote
- RGB Colours



### Technical Information

Power supply: AC 100-240V - 50/60 Hz  
Power consumption: 12 Watt  
LED system: 1W Red , 1W Green, 1W Blue  
Control: IR Remote  
Operation mode: Auto, Sound, Colour  
Dimensions: 190 x 150 x 150mm  
Weight: 1,2Kg



## Bumper Flower

**30872** incl Ir Remote

### Special features:

- 3x 1W LEDs
- Plug and Play
- Including IR Remote
- RGB Colours



### Technical Information

Power supply:	AC 100-240V - 50/60 Hz
Power consumption:	12 Watt
LED system:	1W Red , 1W Green, 1W Blue
Control:	IR Remote
Operation mode:	Auto, Sound, Colour
Dimensions:	105 x 100 x 215mm
Weight:	1Kg

## Compact Power Lightset MKII

**30268** incl. Bag, Footswitch and Stand

### Special features:

- 4 high power LED spots with 7x 3-in-1 RGB LEDs
- T-Bar with built-in controller
- Footswitch included (30267)
- Stand included
- Carrying bag included



### Technical Information

LEDs:	per spot: 7x 3-in-1 RGB LEDs 3W
Power supply:	AC 100-240V/50-60Hz multivoltage
Power cons.:	90 W
Beam angle:	40°
Control:	By Footswitch (Auto run, Sound, Freeze, Black Out) DMX-512 DMX, Auto running, Master/Slave, Sound
DMX:	7 modes: (2, 3, 4, 7, 8, 14, 15 Channel Mode)
Stand height:	2,5 meter
Weight:	16 kgv



### Footswitch

**30267** for Compact Lightset







## Compact Power Lightset 4 RGBW

**30277** RGBW

### Special features:

- 4-in-1 RGBW LEDs
- T-Bar with built-in controller
- Stand included
- Carrying bag included



### Technical Information

Light Source	
LED system:	5x 4-in-1 RGBW LEDs 4W (per spot)
Drive current:	330mA
Refresh rate:	7,8Khz
Electrical	
Power Supply:	100-240V AC
Power Consumption:	90W
Control	
Control Mode:	DMX512, Sound, Stand-alone, Master/slave / Optional footswitch
DMX channels:	4, 5, 6, 8, 10, 16, 19 Channel modes
Optical system	
Dimmer:	0-100%
Strobe:	0-20Hz
Beam Angle:	25°

Physical	
Housing:	Aluminium and Iron
Colour:	Black
Power Connectors:	IEC in and output
Data Connectors:	XLR 3pole in and output
Cooling:	Aluminium heat sink

Footswitch separately available, ordercode: 30267






## Pinspot Bar 4

**30295** RGBW

### Special features:

- Independent control
- Super lightweight
- Including magnetic beamshapers
- Including 5M Pro-Power Cable



### Technical Information

Power Supply:	100 - 240 VAC
Power Consumption:	90 W
Weight:	6.5 kg
Dimensions LxWxH:	800x155x260 mm
Connection Data:	XLR 3 & 5 pole
Housing:	Die-cast aluminium
Certification:	CE
Light Source:	20W
Beam Angle:	4.5 (20° by included diffusor) °
DMX channels:	4.5.6.8.10.16.19
Dimmer:	0-100 %
Strobe:	0 - 20 Hz
Control Protocol:	DMX512, Auto, Sound, Manual, Master-Slave
Cable Length:	5 m
Ambient Temp.:	0 ~ +40 °C
Diameter Tube:	28 mm
LED light Source:	RGBW
Connection Power:	Pro Power in- & output



Beamshaper for Pinspot Bar 4 RGBW & WW (1 piece)  
**30297** 20°




## Pinspot Bar 4

**30296** WW

### Special features:

- Independent control
- Super lightweight
- Including magnetic beamshapers
- Including 5M Pro-Power Cable



### Technical Information

Power Supply:	100 - 240 VAC
Power Consumption:	75 W
Weight:	6,5 kg
Dimensions LxWxH:	800x155x260 mm
Connection Data:	XLR 3 & 5 pole
Housing:	Die-cast aluminium
Certification:	CE
Beam Angle:	4.5 (20° by included diffusor) °
DMX channels:	4.5.6.8
Dimmer:	0-100 %
Strobe:	0 - 20 Hz
Control Protocol:	DMX512, Auto, Sound, Manual, Master-Slave
Cable Length:	5 m
Ambient Temp.:	-10 ~ +45 °C
Led:	15W, 3000K
Diameter Tube:	28 mm
LED light Source:	White LED
Connection Power:	Pro Power in- & output



## Lightset PRO 9/10 RGBM

**30290** RGBM

### Special features:

- Professional T-bar
- 4-in-1, 10 Watt RGBM LED's
- Compact sturdy spots
- Multiple optional Beam Shapers
- Including 5M Pro-Power Cable



### Technical Information

Power Supply:	100-240 VAC
Power Consumption:	245 W
Weight:	12.6 kg
Dimensions LxWxH:	1300x140x350 mm
Connection Data:	XLR 3 & 5p in / out
Housing:	Aluminium High grade die cast
Certification:	CE
Beam Angle:	8° (20° and 40° by optional diffusors) °
Refresh Rate:	>1000 Hz
DMX channels:	4,5,6,8,10,16,19
Dimmer:	0-100% %
Strobe:	0-20 Hz
Control Protocol:	DMX512, Auto, Sound, Manual, Master-Slave
Cable Length:	5 m
Ambient Temp.:	-10 ~ +45 °C
Diameter Tube:	28 mm
LED light Source:	RGBM
Connection Power:	Pro Power in- & output

### Beamshaper for Lightset Pro 9/10 RGBM

**30291** 20°

**30292** 40°




## QFX

### 30276 Multi FX Compact Light Set

**Special features:**

- 4 FX on 1 Bar
- Incl. Wireless footcontroller & iR remote
- Incl. Tripod + bag & Transport case
- Effects interchangeable on bar
- 130mW RG Laser



#### Technical Information

General	
Power input:	100-240V 50/60z
Power consumption:	45W
Control:	Auto, Sound, Master/Slave, DMX
DMX Channels:	3, 5, 9, 27
Control Display:	4 Digits LED
Power Connection:	IEC in- & output
Data Connector:	3 pole XLR (In/Out)
Dimensions Bar:	1185 x 110 x 387mm
Weight Bar:	6,6kg
Footswitch frequency:	433mHz
Footswitch unobstructed Range:	30m
Incl. accessories:	2 Keys, Interlock test connector, IR remote, wireless foot controller, Tripod stand, carrying bags, hanging brackets

LED Spot	
Lux@2m:	1205
Colours:	RGB
Power:	6x3W 3-in-1
Current:	950mA
Beam angle:	24°

LED Derby	
Colours:	RGB

Power:	6x2W 3-in-1
Current:	600mA

Laser effect	
Laser Colour:	Red, Green
Laser Power:	130mW (100mW 650nm Red, 30mW 532nm Green)
Laser Class:	2M
Safety Features:	Key switch, Interlock, Safety eye
Laser Safety:	EN/IEC 60825-1: 2007

Strobe effect	
LED:	4x 1W White
Current:	300mA
Strobe:	0 – 18Hz

Tripod stand	
Height:	1,5 – 2,5m
Footspace:	0,9m

Certification and Safety	
Certification:	CE
Max. ambient Temp.:	40°C




## Star Dream 6x3m White

**40427** 144 White LED's - incl. controller

### Special features:

- Certified Original Backdrop curtain with Velcro and eyelets
- 144 White LEDs in 8 groups
- Built in controller



## Star Dream 6x4m White

**40428** 192 White LED's - incl. controller

### Special features:

- Certified Original Backdrop curtain with Velcro and eyelets
- Controller inside the curtain
- 192 White LEDs in 8 groups



### Technical Information

Curtain  
 Curtain material: Heavy Duty Molton  
 Flame retardant in accordance with: BS EN 1101:1996+A1:2006  
 Curtain size: 6000x3000mm  
 Light source: 144 pcs 5mm white LEDs  
 Curtain colour: Black  
 Curtain net weight: 12,5 kg  
 Controller  
 Control: DMX, Auto, Sound, Master/Slave

DMX channels: 5 channel or 12 channel mode  
 DMX connector: 3 Pole XLR in- & out  
 Power connector: Pro Power input  
 Colour: Matt black  
 Input voltage: 100-240V AC 50/60Hz  
 Power consumption: 100W max.  
 Dimensions: 180 x 150 x 50 mm (LxWxH)  
 Weight: 1,2Kg

- Dap Stack Case 3 (D7422B) fits one curtain  
 - Dap Stack Case 4 (D7423B) fits two curtains

### Technical Information

Curtain  
 Curtain material: Heavy Duty Molton  
 Flame retardant in accordance with: BS EN 1101:1996+A1:2006  
 Curtain size: 6000x4000mm  
 Light source: 192 pcs 5mm White LEDs  
 Curtain colour: Black  
 Curtain net weight: 14,5 kg

Controller  
 Control: DMX, Auto, Sound, Master/Slave  
 DMX channels: 5 channel or 12 channel mode

DMX connector: 3 Pole XLR in- & out  
 Power connector: Pro Power input  
 Colour: Matt black  
 Input voltage: 100-240V AC 50/60Hz  
 Power consumption: 100W max.  
 Dimensions: 180 x 150 x 50 mm (LxWxH)  
 Weight: 1,2Kg

- Dap Stack Case 3 (D7422B) fits one curtain




## Star Dream 6x3m RGB

**40429** 128 LEDs - incl. controller

### Special features:

- Certified Original Backdrop curtain with Velcro and eyelets
- 128 RGB LEDs in 8 groups
- Built-in controller
- 3-in-1 RGB LED's



## Star Dream 6x4m RGB

**40430** 128 LEDs - incl. controller

### Special features:

- Certified Original Backdrop curtain with Velcro and eyelets
- 128 RGB LEDs in 8 groups
- Built-in controller
- 3-in-1 RGB LED's

### Shockcord

**89090** black 25cm



### Stack Case 4

**D7423B**



### Technical Information

Curtain  
 Curtain material: Heavy Duty Molton  
 Flame retardant: in accordance with BS EN 1101:1996+A1:2006  
 Curtain size: 6000x3000mm  
 Light source: 128 pcs 5mm RGB LEDs  
 Curtain colour: Black  
 Curtain net weight: 12,5 kg

Controller  
 Control: DMX, Auto, Sound, Master/ Slave  
 DMX channels: 7 channel or 28 channel mode  
 DMX connector: 3 Pole XLR in- & out

Power connector : Pro Power input  
 Colour: Matt black  
 Input voltage: 100-240V AC 50/60Hz  
 Power consumption: 100W max.  
 Dimensions: 180 x 150 x 50 mm (LxWxH)  
 Weight: 1,2Kg

- Dap Stack Case 3 (D7422B) fits one curtain  
 - Dap Stack Case 4 (D7423B) fits two curtains

### Technical Information

Curtain  
 Curtain material: Heavy Duty Molton  
 Flame retardant: in accordance with BS EN 1101:1996+A1:2006  
 Curtain size: 6000x4000mm  
 Light source: 128 pcs 5mm RGB LEDs  
 Curtain colour: Black  
 Curtain net weight: 14,5 kg

Controller  
 Control: DMX, Auto, Sound, Master/ Slave  
 DMX channels: 7 channel or 28 channel mode  
 DMX connector: 3 Pole XLR in- & out

Power connector : Pro Power input  
 Colour: Matt black  
 Input voltage: 100-240V AC 50/60Hz  
 Power consumption: 100W max.  
 Dimensions: 180 x 150 x 50 mm (LxWxH)  
 Weight: 1,2Kg

- Dap Stack Case 3 (D7422B) fits one curtain

# Showtec Strobe Lights

## Mini Strobe

**40201** Strobe



### Technical Information

Power supply: AC 230V – 50 Hz  
Power consumption: 15 Watt  
Flashrate: 1-10f/sec  
Housing: Plastic  
Dimensions: 125x84x52mm  
(LxWxH)  
Weight: 0,225 Kg

## City Flash

**40203** Strobe



### Technical Information

Slow flash (1 flash per second).  
Fast flash (11 flashes per second followed by 2 seconds interval)  
Random mode  
Max. power: 20W  
Lamp not replaceable  
Socket: E27

## Data Flash

**40296** LED Strobe

Special features:

- 8 sections
- Pro Power Connections
- SMD LEDs
- Built-in Programs



### Technical Information

Power Input:

Power Consumption:

Light source:

Control:

DMX Channels:

Control Display:

Power connector:

Data Connector:

Dimensions:

Weight:

100-250V AC, 50/60Hz

125W

SMD LEDs

Auto, Sound, DMX

2,3 and 12

4 Digits LED

Pro Power in- & output

3p XLR In- & Output

263 x 81 x 293 mm

2,6 Kg

Case for 4X flat PAR

**D7011** Value Line




## Titan Strobe

40222 1500W



### Technical Information

Power Supply:	210 - 240 VAC
Power Consumption:	1800 W
Weight:	3.7 kg
Dimensions LxWxH:	245 x 225 x 410 mm
Connection Data:	3 Pole XLR in- & out
Housing:	Metal & Flame retardant plastic
Housing Colour:	Black
Light Source:	Xenon 1500W tube
DMX channels:	2
Lumen:	120000 lm
Control Protocol:	DMX-512
Connection Power:	Powercon input



## Titan Strobe BLAZE

**40297** 1500W + RGB

### Special features:

- Extreme high brightness
- Blaze background effect
- Lightning, Blinder and Single mode



### Technical Information

Electrical  
Light Source Strobe:  
Light Source Blaze:  
Output:

Xenon 1500W tube  
RGB LED strip  
120.000 lm

Input Voltage:  
Power consumption:

210~240VAC, 50/60Hz  
1800W max. at full output

Control  
Mode:  
Control Protocol:  
Control Personality:

DMX, RDM, Auto & Master/Slave  
DMX512  
3, 5, 9Ch

Physical  
Colour:  
Housing:  
Fixture Connection:  
input.  
Dimensions (WxDxH):  
Protection Rate:  
Weight:

Black  
Metal & Flame-retardant plastic  
XLR 3p and 5p Data in/out, PowerCon  
245 x 225 x 410 mm  
IP20  
8 Kg






## Professional Blacklight

**80309** 60 cm arm

### Special features:

- Easy operating
- Including 60cm blacklight tube
- Including 2 brackets



### Technical Information


Lamp included: 240V/18W  
Lamp: ordercode 80301P  
Dimensions: 660 x 110 x 125 mm  
(LxWxH)  
Weight: 3,38 kg

## Professional Blacklight

**80310** 120 cm arm

### Special features:

- Easy operating
- Including 120cm blacklight tube
- Including 2 brackets



### Technical Information

Lamp included.: 240V/36W  
Voltage: AC 230V-50Hz (CE)  
Lamp: ordercode 80302P  
Max. ambient temp. t<sub>a</sub>: 25°C  
Max. housing temp. t<sub>B</sub>: 60°C  
Min. distance from  
flammable surfaces: 0,5 m  
Dimensions: 1310 x 130 x 100 mm  
(LxWxH)  
Weight: 5,4 Kg

## LED Blacklight

**80323** 60cm incl TL unit

Special features:



### Technical Information

Voltage: AC 230V-50Hz  
Power Consumption: 7W  
LED: 410nm UV SMD LED  
Max. ambient temp. ta: 25°C  
Max. housing temp. tc: 55°C  
Min. distance from  
flammable surfaces: 0.5m  
Dimensions: 612 x 99 x 45mm  
Weight: 0,555 kg

## LED Blacklight

**80322** 120cm incl TL Unit

Special features:



### Technical Information

Voltage: AC 230V-50Hz  
Power Consumption: 14W  
LED: 410nm UV SMD LED  
Max. ambient temp. ta: 25°C  
Max. housing temp. tc: 55°C  
Min. distance from  
flammable surfaces: 0.5m  
Dimensions: 1222 x 99 x 45mm  
Weight: 1,005 kg

## UV LED Bar 50cm MKII

**80327** LED Blacklight

**Special features:**

- Plug & Play
- 9 x 3W UV LEDs
- Retro Blacklight effect



**Technical Information**

LED Quantity: 9x 3W  
Driver Current : 680mA  
Beam Angle: 120°  
Wavelength: 410nm

Electrical  
Input Voltage: 100~240VAC...47/63Hz  
Power consumption: 27W

Physical  
Dimensions: 500 x 60 x 115mm  
Weight: 1.34kg

## UV LED Bar 100cm MKII

**80328** LED Blacklight

**Special features:**

- Plug & Play
- 18 x 3W UV LEDs
- Retro Blacklight effect



**Technical Information**

LED Quantity: 18x 3W  
Driver Current : 680mA  
Beam Angle: 120°  
Wavelength: 410nm

Electrical  
Input Voltage: 100~240VAC...47/63Hz  
Power consumption: 48W

Physical  
Dimensions: 1000 x 60 x 115mm  
Weight: 2.30kg

## PAR64 COB UV

**80332** 100W

### Special features:

- 100W COB UV LED
- Retro Blacklight effect

### Technical Information

LED Source:	100W UV COB
Wavelength:	400nm
Beam angle:	90°
Max distance:	15m
Input voltage:	110~240VAC, 50/60Hz
Power consumption:	110W
Weight:	3,3Kg
Connections:	Schuko
Dimensions:	280 x 268 x 382 mm
Cooling:	Forced cooling
IP-Rating:	IP-20



## Blacklight spot 400W

**80318** Blacklight

### Technical Information

Power Supply:	240 VAC
Power Consumption:	400 W
Weight:	10 kg
Dimensions LxWxH:	335 x 370 x 383 mm
Light Source:	82485
Beam Angle:	120 °
Ambient Temp.:	0 ~ +35 °C



# Showtec Galactic Series

Add Galactic proportions to your show

In the early days it was pretty awesome to see a laser-show at a festival or in a discothèque. The setup was almost always huge and the operating time limited because most of these units were water-cooled and heated up pretty fast.

Nowadays a lot has changed. With more colours, special aerial effects, better visuals, faster movements and a lot easier to operate. Another big advantage is that these units are much more affordable than they used to be.

With Galactic Showtec lasers you have the possibility to choose the laser that suits your requirements best. With outputs from 140mW to 1000mW, able to produce multi-coloured shows, with the possibility to add text and, based on the model, even create 3D laser effects the Showtec Galactic lasers deliver, every time.







## Galactic RGY-140 MKII

**51335** 140mW Red Green Yellow Laser

### Special features:

- IR remote control included
- 32 Patterns and built-in shows
- 140mW, Red, Green and Yellow Colours
- Master / Slave possibility with other value line units



### Technical Information

Power Input:	AC 100-240V, 50/60Hz
Power Consumption:	15 Watt
Laser Colour:	Red, Green, Yellow
Laser Power:	140mW (100mW 650nm Red, 40mW 532nm Green)
Laser Modulation:	TTL
Laser Class:	3B
Scanner:	Stepping motor
Scan Angle:	+/-30°
Control Modes:	Auto, Sound, Master/Slave, DMX
Control Display:	4 Digits LED
DMX Channels:	10
Data Connector:	In/Out (XLR 3Pin)
Safety Features:	Key switch, Interlock, Safety eye
Laser Safety:	EN/IEC 60825-1 Ed 2, 2007-03
Dimensions:	145 x 160 x 80mm (excl. bracket)
Weight:	1.3Kg
Accessories:	IR remote, 2 Keys, Interlock test connector



**Galactic RBP-180****51337** 180mW Red Blue Purple Laser**Special features:**

- IR remote control included
- 32 Patterns and built-in shows
- 180mW Red, Blue and Purple Colours
- Master / Slave possibility with other value line units

**Technical Information**


Power Input:	AC 100-240V,	Safety Features:	Key switch,
50/60Hz		Interlock, Safety eye	
Power Consumption:	16 Watt	Laser Safety:	EN/IEC
Laser Colour:	Red, Blue ,	60825-1 Ed 2, 2007-03	
Purple		Dimensions:	145 x 160 x
Laser Power:	180mW	80mm (excl. bracket)	
(100mW 650nm Red, 80mW 450nm Blue)		Weight:	1.3Kg
Laser Modulation:	TTL	Accessories:	IR remote, 2
Laser Class:	3B	Keys, Interlock test connector	
Scan Speed:	Stepping		
motor			
Scan Angle:	+/-30°		
Control Modes:	Auto, Sound,		
Master/Slave, DMX			
Control Display:	4 Digits LED		
DMX Channels:	10		
Data Connector:	In/Out (XLR		
3Pin)			

## Galactic TXT

**51342** 300mW RGB Textlaser

### Special features:

- Write your own text
- 300 mW RGB laser
- Keyboard included
- Different Auto and Sound shows integrated



### Technical Information

Power Input:	AC 100-240V, 50/60Hz
Power Consumption:	25 Watt
Laser Colour:	Red, Green, Blue
Laser Power:	300mW (150mW 638nm Red, 50mW 520nm Green, 100mW 450nm Blue)
Laser Modulation:	TTL
Laser Class:	3B
Scanner speed:	10K
Scan Angle:	+/-30°
Control Modes:	Auto, Sound, Master/Slave, DMX
Control Display:	4 Digits LED
DMX Channels:	17
Data Connector:	In/Out (XLR 3Pin)
Safety Features:	Key switch, Interlock, Safety eye
Laser Safety:	EN/IEC 60825-1 Ed 2, 2007-03
Dimensions:	145 x 160 x 80mm (excl. bracket)
Weight:	1,9 kg
Accessories:	Keyboard, 2 Keys, Interlock connector





**Galactic 1K20 TXT****51344** RGB-1000 mW**Special features:**

- Sealed Optics
- DMX & ILDA control
- 20K Scanner pair
- Keyboard included
- Write and save your own text

**Technical Information**

Power Input:	100~240VAC, 50/60Hz
Power Consumption:	25 Watt
Laser Colour:	Red, Yellow, Green, Blue, Purple, Cyan, White
Laser Power:	1000mW (200mW 638nm Red, 200mW 520nm Green, 600mW 450nm Blue)
Laser Modulation:	TTL
Laser Class:	4
Scan Speed:	20K
Scan Angle:	+/- 60°
Control Modes:	Auto, Sound, Master/Slave, DMX, ILDA
Control Display:	LED
DMX Channels:	20
Data Connector:	In/Out, XLR 3Pin & Sub-D 25 Pole
Safety Features:	Key switch, Interlock, Safety eye
Laser Safety:	EN/IEC 60825-1 Ed 2, 2007-03
Dimensions:	291 x 200 x 120mm (excl. bracket)
Weight:	11,5 Kg
Accessories:	2 Keys, Interlock test connector, keyboard





## Galactic RGB 300

**51345** 300mW, stepper motor

### Special features:

- 300mW RGB Laser system
- IR Remote control
- DMX, Auto & Sound control
- Stepper motor



### Technical Information

Power Input:	AC 100-240V, 50/60Hz
Power Consumption:	23 Watt
Laser Colour:	Red, Green and Blue
Laser Power:	150mW 650nm Red, 50mW 532nm Green, 100mW 450nm Blue
Laser Modulation:	TTL
Laser Class:	3B
Scan Angle:	+/-20°
Scan speed:	Stepping motor
Control Modes:	Auto, Sound, Master/Slave, DMX, IR Remote
Control Display:	3 Digit LED
DMX Channels:	10
Data Connector:	XLR In- & Out (3Pin)
Power Connection:	IEC
Safety Features:	Key switch, Interlock, Safety eye
Laser Safety:	EN/IEC 60825-1 Ed 2, 2007-03
Dimensions:	200 x 148 x 160mm (W x D x H excl. bracket)
Weight:	1,7 Kg
Accessories:	2 Keys, Interlock test connector



## Galactic FX RGB-1000

**51343** 1000mW RGB Laser with 8 effects

### Special features:

- 3D built-in laser shows
- DMX & ILDA control
- 20K Scanner pair
- 8 FX



### Technical Information

Power Input:	AC 100-240V, 50/60Hz
Power Consumption:	50 Watt
Laser Colour:	Red, Yellow, Green, Blue, Purple, Cyan, White
Laser Power:	1000mW (200mW 638nm Red, 150mW 532nm Green, 650mW 450nm Blue)
Laser Modulation:	TTL
Laser Class:	4
Scan Speed:	20K
Scan Angle:	+/-20°
Control Modes:	Auto, Sound, Master/Slave, DMX, ILDA
Control Display:	3 Digits LED
DMX Channels:	19
Data Connector:	In/Out, XLR 3Pin & ILDA DB25
Safety Features:	Key switch, Interlock, Safety eye
Laser Safety:	EN/IEC 60825-1 Ed 2, 2007-03
Dimensions:	290 x 240 x 110mm (excl. bracket)
Weight:	4.2 kg
Accessories:	2 Keys, Interlock connector

### Remote Interlock

**51316** with 10m cable, small connector

Remote Interlock



### Remote interlock

**51319** with 10m cable, big connector

Remote interlock



### Bounce Mirror for Laser

**32090** 12x12cm mirror

The Bounce Mirror is an ideal tool to extend your lasershow. The Bounce mirror has a high quality surface coated mirror for optimal reflections.

Before using the bounce mirror make sure that the lasershow complies with your local regulations.







# Showtec Decolights

Choose your palette and start decorating with light

Decorative lighting at any event or venue is as much a mood setter as its moving head-cousins. The right light at the right spot adds to the overall atmosphere and creates the perfect setting once you plug it in and turn it on.

Deco lights like the IP-54 rated Showtec Festoonlights, pixel controlled 15mtr strings with 20 pixels each change the look and feel of any event instantly. Check out the Showtec Sparkle dancefloor with which you can create the Saturday night fever-feeling at any day of the week. Add colour-changing Aircones around your venue to mark a pathway, act as eye catcher or simply because they look great.

Start decorating with light.







## Festoonlight Q4 String

**41751** 20 pixels, 15mtr.

### Special features:

- Full pixel control
- Easy to install
- Extend up to 6 strings per controller (including booster)
- Artnet and Dmx control
- Roadproof



### Technical Information

Light source: 5050SMD RGBW Led  
 Beam angle: 360°  
 Refresh rate: 1,9 KHz  
 String Length: 15m  
 Bulbs per string: 20 Pcs  
 Bulb Size: Ø 80mm  
 Distance between bulbs: 75 cm  
 Power Consumption: 35W per string  
 IP rating: IP-54 (Temporary Outdoor Use)

Please note: the strings (41751) are only compatible with Festoonlight Q4 Controller (41750)

### Extensioncable for Festoonlight Q4

**41753** 1 m  
**41754** 2,5 m  
**41755** 5 m  
**41756** 10 m



Use the eyelets on the bulbs for mounting the string. Do not use the cable for mounting.



## Festoonlight Q4 Controller

**41750** including 10m connection cable

### Special features:

- Full pixel control
- Easy to install
- Extend up to 6 strings per controller (including booster)
- Artnet and Dmx control
- Roadproof

### Technical Information

Operation:	DMX, Artnet, Built-in programs
DMX channels:	4ch Basic, 4ch RGBW, 8ch Odd/Even 8ch Party, 80ch 20 Pixel, Full set Pixel control
Power Supply:	100~240VAC...50/60Hz
Power Consumption:	110W max @ FO
Mounting:	Quick Lock bracket
Controller box Size:	315 x 200 x 93mm
Operating temp:	-5° - +40°
Cooling:	Convection
Power Connections:	Pro Power in- & output
Data Connection:	XLR 3 pole in- & output, Ethernet in- & output
Environment:	IP-20
Weight:	2,55Kg
Included strings:	none
Included booster:	none
Included extension cable:	1 piece 10m included (Use maximum 1 extension cable in the Festoonlight Q4 setup)
Max length:	90m
Max strings:	3 pcs without booster / 6 pcs including booster



## Festoonlight Q4 Booster

**41752** For 4 to 6 Festoon strings

### Technical Information

When you want to connect more than 3 strings to the Festoonlight Q4 Controller (41750) you need to connect this Booster.




## LED Octostrip Set MKII

**42235** 50cm Section control

### Special features:

- 8x 50cm strips with 4 RGB Sections
- 5m extension cables included
- DMX & Art-net control



### Technical Information

Strips  
 Length: 50cm  
 Sections: 4  
 Cable length: 75cm  
 Connection: 5p XLR male connector  
 LED system: 5050 RGB  
 Rigging: M10 sliding profile  
 Dimensions: 500 x 30 x 50 mm  
 Weight: 0,7 Kg  
 IP Rating: IP-20

Controller  
 Input voltage: 100~240VAC, 50/60Hz  
 Power consumption: 90W at full output  
 On Board: Display  
 Modes: DMX, Auto, Sound, Manual  
 Control protocol: DMX-512, Artnet  
 LED Mode: 50cm / 100cm  
 Control personality: 6Ch, 8Ch, 14Ch, 24Ch, 26Ch, 50Ch, 96Ch, 112Ch 192Ch, 208Ch

Colour: Black  
 Housing: Metal  
 Outputs: 5p XLR female  
 Max cable length: 6m  
 Data connections: XLR 3p & RJ-45  
 Power connections: Pro power in- & output  
 Dimensions: 360 x 200 x 95 mm  
 Weight: 2,3 Kg  
 Certification: CE  
 Max. ambient temp: 40°




**Octostrip Bracket**  
**42234** Dedicated M10 mounting bracket



**LED Octostrip Set MKII****42232** 100cm Section control**Special features:**

- 8 100cm strips with 8 RGB Sections
- 5m extension cables included
- DMX & Art-net control

**Technical Information**

Strips	
Length:	100 cm
Sections:	8
Cable length:	100 cm
Connection:	5p XLR male connector
LED system:	5050 RGB
Rigging:	M10 sliding profile
Dimensions:	1000 x 30 x 50 mm
Weight:	0.7 Kg
IP Rating:	IP-20
Controller	
Input voltage:	100~240VAC, 50/60Hz
Power consumption:	90W at full output
On Board:	Display
Modes:	DMX, Auto, Sound, Manual
Control protocol:	DMX-512, Artnet
LED Mode:	50cm / 100cm

Control personality:	6Ch, 8Ch, 14Ch, 24Ch, 26Ch, 50Ch, 192Ch, 208Ch
Colour:	Black
Housing:	Metal
Outputs:	5p XLR female
Max cable length:	6m
Data connections:	XLR 3p & RJ-45
Power connections:	PowerCon in- & output
Dimensions:	315 x 200 x 95 mm
Weight:	2,3 Kg
Certification:	CE
Max. ambient temp:	40°

**Case for Octostrip set****D7486B** For 8 Octostrips, controller + cables




## Pixelstrip 20

**44501** 50cm

### Special features:

- 50cm / 20 RGB pixels
- Control by DMX / Artnet / Klingnet
- Flexible rigging system
- Various available front covers



### Technical Information

Weight:	0.88 kg
Housing:	Black / Metal
Control Mode:	DMX, Artnet, Klingnet, Master/Slave, Auto, Manual
Ambient Temp.:	-5 ~ +40 °C
Connection:	RJ 45 In / Output
Pixel Pitch:	25 mm
Dimensions:	500 x 37 x 40 (excl. bracket) mm
LED colour:	RGB
Output limit:	Max. 4 mtr. Pixelstrip per output port
Maximum Cable Length :	Maximum 10 mtr. (CAT5) cable Pixelcontroller to Pixelstrip



### Acrylic Flat Cover Milky

**44504** for Pixelstrip 20

### Acrylic Dome Cover White


**44506** for Pixelstrip 20

## Pixelstrip 40

**44502** 100cm

### Special features:

- 100cm / 40 RGB pixels
- Control by DMX / Artnet / Klingnet
- Flexible rigging system
- Various available front covers



### Technical Information

Weight:	1.3 kg
Housing:	Black / Metal
Control Mode:	DMX, Artnet, Klingnet, Master/Slave, Auto, Manual
Ambient Temp.:	-5 ~ +40 °C
Connection:	RJ 45 In / Output
Pixel Pitch:	25 mm
Dimensions:	1000 x 37 x 40 (excl. bracket) mm
LED colour:	RGB
Output limit:	Max. 4 mtr. Pixelstrip per output port
Maximum Cable Length :	Maximum 10mtr. (CAT5) cable Pixelcontoller to Pixelstrip



## Pixel Controller

**44510** for Pixelstrip 20/40

### Special features:

- DMX / Artnet / Klingnet
- Full Pixel control



### Acrylic Flat Cover Milky

**44503** for Pixelstrip 40

### Acrylic Dome Cover White

**44505** for Pixelstrip 40




## Illumisphere 30

**41122** 30cm


### Special features:

- High Output LED Sphere
- RGBW LED Source
- DMX Control
- 0 LED Display



### Technical Information

Power Consumption:	40 W
Weight:	2.5 kg
Light Source:	192x SMD RGBW LED
Refresh Rate:	>1000 Hz
DMX channels:	1, 4, 6, 8
Diameter:	300 mm
Control Mode:	DMX, Auto, Sound, Master / Slave
Cable Length:	0.85 m
LED light Source:	RGBW
Connection Power:	Schuko
Connection DMX:	XLR 3p In/Out



## Illumisphere 50

**41123** 50cm

### Special features:

- High Output LED Sphere
- RGBW LED Source
- DMX Control
- 0 LED Display



### Technical Information

Power Consumption:	100 W
Weight:	3.6 kg
Light Source:	462x SMD RGBW LED
Refresh Rate:	>1000 Hz
DMX channels:	1, 4, 6, 8
Diameter:	500 mm
Control Mode:	DMX, Auto, Sound, Master / Slave
Cable Length:	0.85 m
LED light Source:	RGBW
Connection Power:	Schuko
Connection DMX:	XLR 3p In/Out

## Illumilift RGBW

**41165** 4m Hoist / 25cm LEDsphere

### Special features:

- 16 bit position control
- Interchangeable led spheres
- Lifting speed control
- Operation safety channel



### Technical Information


Dimensions:	36.5 x 33 x 13 cm
Weight:	9kg (including 25cm Sphere)
Max Load on cable:	2Kg
Lifting height:	4m
Lifting speed:	0 – 0.25 m/s
Lifting Cable:	5x 0,5 mm <sup>2</sup>
Power supply:	100 ~ 240VAC, 50/60 Hz
Power on cable:	4 channels max 18V DC, max 0.3A per channel
Total power consumption:	50W
LED control:	RGBW
Refresh Rate:	9.1 KHz
Control:	DMX512 / Manual
Connection:	3-pin XLR DMX In/out and ProPower In/out
Mount:	2 brackets included
IP Rating:	IP22





**Illumilift RGBW Turbo****41166** 6m High Speed Hoist / 35cm LEDsphere**Special features:**

- 16 bit position control
- Interchangeable led spheres
- Lifting speed control
- Operation safety channel

**Illumilift RGBW LED Sphere****41167** 25cm**41168** 35cm**Technical Information**

Dimensions:	46.5 x 37 x 19 cm
Weight:	14 Kg (including 35cm Sphere)
Max Load on cable:	2Kg
Max Lifting height:	6m
Lifting speed:	0 – 2,5 m/s Max
Lifting Cable:	5x 0,5 mm <sup>2</sup>
Power supply:	100 ~ 240VAC, 50/60 Hz
Power on cable:	4 channels max 18V DC, max 0.3A per channel
Total power consumption:	76W
LED control:	RGBW
Refresh Rate:	19.6 KHz
Control:	DMX512/ Manual
Connection:	3-pin XLR DMX In/out and ProPower In/out
Mounting:	2 brackets included
IP Rating:	IP22

## Aircone Q6 WDMX

**40314** LED Shape

### Special features:

- RGBWA-UV Q6 LEDs
- WDMX by WDMX Sweden
- Adjustable Fan speed
- Cilinder shape included



### Technical Information

Light Source	6 x 8W RGBWAUV LED	Lenght cone:	2500 mm
LED System:		Total height:	2650 mm
Electrical		Weight:	10,6 Kg
Input Voltage:	100~240VAC, 50/60Hz	Housing:	Aluminium
Max. Power:	150W	Colour:	Black
Operation mode:	LED display	Power Connectors:	Pro Power in- and output
Control feature:	Built-in programs, Auto run, DMX , WDMX, Master/slave, Soundactive, Static colours	Data Connectors:	XLR 3p
DMX channels:	3, 6, 6, 12 Channels	Certification and Safety	
Physical		Certification:	CE
Dimensions base:	470 x 150 mm (Ø x height)	Max. ambient Temp.:	40°C
		Protection rate:	IP-20
		Operation Temperature:	-10°C ~40°C





### Separate Pyramid for Aircone Q6 WDMX

**40316** LED Shape

Technical Information

Dimensions: 470 x 2450 mm (Ø x height)



### Separate Cone for Aircone Q6 WDMX

**40315** LED Shape

Technical Information

Dimensions: 470 x 2450 mm (Ø x height)




## Dancefloor Sparkle RGB

**42330** LED Shape


### Special features:

- Slim Design
- Wireless Data Transmission
- Including Ir Remote



### Technical Information

LED Quantity:	16x RGB
LED Type:	5050SMD
Control protocol:	RF
Control:	Programs, Colours, Speed, Brightness.
Panel Size:	607 x 607 x 30 mm
Power consumption:	8W
Panel weight:	8,5 Kg
IP rating:	IP20 back, IP44 top.
Max load:	150kg per panel



## Dancefloor Sparkle PSU

**42331** LED Shape accessory

### Technical Information

Power input: 90-240V – 50/60Hz  
 Power consumption: 400W  
 Power output: 28V DC, 14,3A  
 Dimensions: 200 x 130 x 100mm  
 Weight: 3 kg



IP Rating: IP 20  
 Power connection: IEC  
 Accessories included: 1x RF remote for Dancefloor Sparkle

## Dancefloor Sparkle DMX Box

**42332** LED Shape accessory

### Technical Information

Power input: 9V DC / 1000mA (adapter included)  
 DMX Channels: 5  
 Control: Master Dimmer, Programs, Colour, Speed, Synchronisation  
 RF Frequency: 2,4 GHz  
 Dimensions: 150 x 130 x 40mm



## Ramp for Dancefloor Sparkle

**42335** 61cm

## Ramp+Corner for Dancefloor Sparkle

**42336** 61cm with corner

## Ramp for Dancefloor Sparkle

**42337** 122cm

## Connection Plate for Dancefloor Sparkle

**42338** LED Shape accessory

## Ramp+Corner for Dancefloor Sparkle

**42339** 61cm with corner and feed-in hole for powercable



## RF remote control for Dancefloor Sparkle

**42333** LED Shape accessory





## LED Rubber String Light WW

**41700** 100 LEDS/10M/LED Space 10cm

**41701** 200 LEDS/20M/LED Space 10cm

## LED Rubber Twinkle Light WW

**41710** 100 LEDS/10M/LED Space 10cm

**41711** 200 LEDS/20M/LED Space 10cm



### Technical Information

LED:	3V/20mA Warm White LED
Beam Angle:	120°
Quantity:	100 LED
LED spacing:	10 cm
Length:	10 m
Power supply:	230V / 50 Hz
Power consumption:	7,2W
IP grade:	IP44
Cable:	Rubber Cable
Cable colour:	Black
Max. linking:	Maximum 16 sets.

### Technical Information


LED:	3V/20mA Warm White LED
Beam Angle:	120°
Quantity:	200 LED
LED spacing:	10 cm
Length:	20 m
Power supply:	230V / 50 Hz
Power consumption:	14,4W
IP grade:	IP44
Cable:	Rubber Cable
Cable colour:	Black
Max. linking:	Maximum 8 sets.

### Technical Information

LED:	3V/20MA Warm White LED
Beam Angle:	120°
Quantity:	100 LED
LED spacing:	10 cm
Length:	10 m
Power supply:	230V / 50 Hz
Power consumption:	9,2W
IP grade:	IP44
Cable:	Rubber Cable
Cable colour:	Black
Max. linking:	Maximum 3 sets.

### Technical Information

LED:	3V/20MA Warm White LED
Beam Angle:	120°
Quantity:	100 LED
LED spacing:	10 cm
Length:	10 m
Power supply:	230V / 50 Hz
Power consumption:	9,2W
IP grade:	IP44
Cable:	Rubber Cable
Cable colour:	Black
Max. linking:	Maximum 3 sets.



### LED Rubber Curtain Light WW

**41720** 500 LEDS/20 LEDS/1.5M string

**41721** 900 LEDS/36 LEDS/3M string

**41722** 1200 LEDS/60 LEDS/6M string



#### Technical Information

LED:	3V/20mA Warm White LED
Beam Angle:	120°
Quantity:	100 LED
LED spacing:	10 cm
Length:	10 m
Power supply:	230V / 50 Hz
Power consumption:	7,2W
IP grade:	IP44
Cable:	Rubber Cable
Cable colour:	Black
Max. linking:	Maximum 16 sets.

#### Technical Information

LED:	3V/20mA Warm White LED
Beam Angle:	120°
Quantity:	200 LED
LED spacing:	10 cm
Length:	20 m
Power supply:	230V / 50 Hz
Power consumption:	14,4W
IP grade:	IP44
Cable:	Rubber Cable
Cable colour:	Black
Max. linking:	Maximum 8 sets.

## LED Rubber Net Light WW

**41730** 176 LEDs/200x100cm, connectable

**41731** 228 LEDs/300x200cm, connectable

**41732** 540 LEDs/400x200cm, connectable



### Technical Information

LED:	3V/20mA Warm White LED
Beam Angle:	120°
Quantity:	100 LED
LED spacing:	10 cm
Length:	10 m
Power supply:	230V / 50 Hz
Power consumption:	7,2W
IP grade:	IP44
Cable:	Rubber Cable
Cable colour:	Black
Max. linking:	Maximum 16 sets.



### Technical Information

LED:	3V/20mA Warm White LED
Beam Angle:	120°
Quantity:	200 LED
LED spacing:	10 cm
Length:	20 m
Power supply:	230V / 50 Hz
Power consumption:	14,4W
IP grade:	IP44
Cable:	Rubber Cable
Cable colour:	Black
Max. linking:	Maximum 8 sets.



**LED Rubber Icicle Light WW****41740** 112 LEDs, connectable**41741** 144 LEDs, connectable**Technical Information**

LED:	3V/20MA Warm White LED
Beam Angle:	360°
Quantity:	150 LED
Length:	3m
Height:	90cm
Power supply:	230V / 50 Hz
Power consumption:	7.2W
IP grade:	IP44
Cable:	Rubber Cable
Cable colour:	Black
Max. linking:	Maximum 6 sets.
Included accessoires:	Powercord

**Technical Information**

LED:	3V/20MA Warm White LED
Beam Angle:	360°
Quantity:	112 LED
Length:	3m
Height:	50cm
Power supply:	230V / 50 Hz
Power consumption:	7.2W
IP grade:	IP44
Cable:	Rubber Cable
Cable colour:	Black
Max. linking:	Maximum 6 sets.
Included accessoires:	Powercord

**Belt Light E27, Black cable****41760** IP44, 50m, without lamps**41761** IP44, 20m, without lamps**41762** IP44, 10m, without lamps**Technical Information**

Length:	50m
Lamp spacing:	100cm
Feed cable:	300cm
Number of sockets:	48
Lamp Socket:	E27
Power supply:	230V / 50 Hz
IP grade:	IP44
Cable:	Rubber Cable
Cable colour:	Black
Conductor drains Ø mm:	2x1,5mm <sup>2</sup>
Included accessoires:	None

**Technical Information**

Length:	20m
Lamp spacing:	100cm
Feed cable:	300cm
Number of sockets:	18
Lamp Socket:	E27
Power supply:	230V / 50 Hz
IP grade:	IP44
Cable:	Rubber Cable
Cable colour:	Black
Conductor drains Ø mm:	2x1,5mm <sup>2</sup>
Included accessoires:	None

**Technical Information**

Length:	10m
Lamp spacing:	100cm
Feed cable:	250cm
Number of sockets:	10
Lamp Socket:	E27
Power supply:	230V / 50 Hz
IP grade:	IP44
Cable:	Rubber Cable
Cable colour:	Black
Conductor drains Ø mm:	2x1,5mm <sup>2</sup>
Included accessoires:	None

## LAMPY

The Showtec LAMPY console range is designed to maximize creativity with the most logical and user friendly work surface in mind. The range consists of 2 consoles in both 2 different feature sets. The programming section is minimalistic but optimized to the need and features multiple 1.3" O-LED displays for providing all the necessary info to the user. All consoles also feature a 10.1" touchscreen with an intuitive and user-friendly interface which is instantly recognizable. Below the touchscreen, the 10 playbacks can store anything from a group-master up to chases and complex cue-lists. Next to it a dedicated master cue stack section can be found. 9 memory pages will ensure plenty of storage space

for your show. Depending on the model, the LAMPY consoles have 10 or 30 extra multi-function faders available. They can be assigned as fixture selection/dimmer, group-masters or scenes with an RGB indication LED showing the current fader mode/state or output colour. A total of 40 virtual executors are available on the touchscreen or external monitor. This way users can freely layout their show depending on their specific conditions for usage during events, touring productions, theatres, house of worship or schools. Standard all consoles provide a single DMX universe. By adding the LAMPY Dongle another universe is available, together with enabling ArtNet, sACN, OSC and the magic sheet on the external screen output.



### LAMPY 20

**50733** 1 Universe DMX console

**50734** 2 Universe DMX console

#### Special features:

- Intuitive and easy to use interface
- 10.1" Full Colour Touchscreen
- Colour Picker with Quick colours and Filter library
- Built-in Effects engine
- Programming section with multiple 1.3" O-LED display







#### Technical Information

Power Consumption:	35 W	Encoder Wheels:	4
Weight:	8.8 kg	Ethernet Ports:	1
Dimensions LxWxH:	505 x345 x 128 mm	Connection Midi:	In, Thru, Out
Housing:	Metal & Flame retardant plastic	Display External:	1 DVI Connection
DMX channels:	1024	Faders:	20 + 1
Input Voltage:	100 – 240 VAC	Worklight:	Yes, Dimmable
Ambient Temp.:	0 ~ +35 °C	Playback Pages:	9
Display:	10.1 Inch Full Color Touchscreen	Display Encoders:	4x 1.3 Inch O-Led
Connection Power:	Pro Power input	Buttons :	18 x Dedicated Program Buttons, Go+ / Go-
Connection DMX:	2x XLR 3p / 2x XLR 5p	Artnet:	Yes
USB Port:	4	sACN:	Yes
Fixtures:	1024	OSC (Open Sound Control):	Yes
DMX Universes:	2	Cuelists:	90
DMX Outputs:	4	Audio Input:	6.5 mm Jack
Playback Faders:	20	Audio Triggers:	3
Playback Buttons:	20	Fuse:	Internal





## LAMPY 40

**50735** 1 Universe DMX console


**50736** 2 Universe DMX console

### Special features:

- Intuitive and easy to use interface
- 10.1" Full Colour Touchscreen
- Colour Picker with Quick colours and Filter library
- Built-in Effects engine
- Programming section with multiple 1.3" O-LED display

## LAMPY DNGL

**50737** Unlock Key





#### Technical Information

Power Consumption:	35 W	Ethernet Ports:	1
Weight:	11.8 kg	Connection Midi:	In, Thru, Out
Dimensions LxWxH:	721 x 345 x128 mm	Display External:	1 DVI Connection
Housing:	Metal & Flame retardant plastic	Faders:	40 + 1
DMX channels:	512	Worklight:	Yes, Dimmable
Ambient Temp.:	0 ~ +35 °C	Playback Pages:	9
Display:	10.1 Inch Full Color Touchscreen	Display Encoders:	4x 1.3 inch O-LED
Connection Power:	Pro Power input	Buttons :	18 x Dedicated Program Buttons, Go+ / Go-
Connection DMX:	2x XLR 3p / 2x XLR 5p	Artnet:	Optional
USB Port:	4	sACN:	Optional
Fixtures:	512	OSC (Open Sound Control):	Optional
DMX Universes:	1	Cuelists:	90
DMX Outputs:	4	Audio Input:	6.5 mm Jack
Playback Faders:	40	Audio Triggers:	3
Playback Buttons:	40	Fuse:	Internal
Encoder Wheels:	4		



# Showtec Lightcontrollers

The Showtec ColorCue series are an evolution of current technology. Because of the constant development in LED technology with LED modules being able to produce RGBWA-UV, the ColorCue series can control these fixtures with up to 6 colours. An easy setup menu patches RGB to RGBWA-UV fixtures and with the pre-programmed colours and chases will get you started within a minute.

For more demanding operators, there are memories available to store own colours and chases. From the ColorCue 1 to control RGBAW-UV fixtures up to 6 channels to the ColorCue 4, equipped for 48 fixtures and 48 chases, there is a fitting light controller for any setup.

## ColorCue 1

**50703** LED Controller

Special features:

- Intelligent LED DMX controller
- Control RGBWA-UV fixtures up to 6 channels
- 24 Colours & 24 Chases



### Technical Information

Power supply:	DC 12V- 1,5A
Power consumption:	10 Watt
Power connector:	Adapter (included)
Fixed colours:	12 pcs
Fixed chases:	12 pcs
User colours:	12 pcs
User chases:	12 pcs with 99 steps
Fixtures:	1
DMX-512:	XLR 3 pole
Dimensions:	258 x 150 x 60 mm (LxWxH)
Weight:	1,1 Kg



### Case for ColorCue 1

**D7405** Flightcase






## ColorCue 2

**50704** LED Controller

Special features:

- Intelligent LED DMX controller
- Control 6 pcs RGBWA-UV fixtures up to 6 channels
- 40 Colours & 40 Chases



## Case for ColorCue 2

**D7406** Flightcase



## Technical Information

Power supply:	DC 12V- 1,5A
Power consumption:	15 Watt
Power connector:	Adapter (included)
Fixed colours:	20 pcs
Fixed chases:	20 pcs
User colours:	20 pcs
User chases:	20 pcs with 99 steps
Fixtures:	6
DMX-512:	XLR 3 pole
Dimensions:	385 x 175 x 60 mm (LxWxH)
Weight:	1,85 Kg



## ColorCue 3

**50705** LED Controller

### Special features:

- Intelligent LED DMX controller
- Control 24 pcs RGBWA-UV fixtures up to 6 channels
- 24 Chases



### Technical Information

Power Consumption:	15 W
Weight:	3.6 kg
Dimensions LxWxH:	482 x 261 x 80 mm
DMX channels:	512
Connection DMX:	XLR 3p
Fixtures:	24
Fixtures Channels:	6
Power Supply External:	12VDC, 1500mA
Chases (user):	24 pcs

### Case for ColorCue 3 D7407 Flightcase



## ColorCue 4

**50706** LED Controller

Special features:

- Intelligent LED DMX Controller
- Control 48 pcs RGBWA-UV fixtures up to 6 channels
- 48 chases



### Technical Information

Power Consumption:	15 W
Weight:	4.2 kg
Dimensions LxWxH:	740 x 280 x 100 mm
DMX channels:	512
Connection DMX:	XLR 3p
Fixtures:	48
Fixtures Channels:	6
Power Supply External:	12VDC, 1500mA
Chases (user):	48 pcs



## SDC-6

**50723** 6 channel DMX controller

**Special features:**

- Compact 6 channel DMX controller
- Master dim fader
- Battery operated
- Easy to use
- Ideal for exhibitions



## Easy 16

**50406** 16 Channel DMX controller

**Special features:**

- ideal DMX controller for test set-up's or demonstrations
- 16 Channel faders
- 32 DMX channels
- 16 Programmable scenes
- Built-in chase
- Detachable frame



### Technical Information

Power input: DC 9V - 15V, 100mA minimum  
 DMX Output: 3 Pin Female DMX Connector  
 DMX Polarity: 2-, 3+  
 Battery Type: Pp3 9V  
 Dimensions: 173 x 153 x 55 mm  
 Weight: Approx. 0,8 kg



### Technical Information

Power Supply: DC9V, 500mA  
 Power connector: Adaptor included  
 Scenes/Chases: 12/1  
 Run mode: Chase / Manual  
 Adjustable speed: 0,1 sec - 10 min.  
 Adjustable fade time: 0-100 %  
 Patch mode: N/A  
 Output: DMX-512, 32 channels  
 Output connector: 3 pole XLR  
 Dimensions: 540 x 100 x 190 mm  
 Weight: 2,8kg



## Easy Fade 36

**50711** Lighting desk

**Special features:**

- Easy to use
- No programming facilities
- Double preset
- Up to 36 channels



### Technical Information

Power Supply: DC 12V 500mA  
Power connector: Adaptor included  
Run mode: Manual only  
Patch mode: N/A  
Output: DMX-512, 36 channels  
Output connector: 3 pole XLR  
Dimensions: 483 x 270 x 120 mm  
Weight: 4 kg





## LED Operator 4 Air

**50726** LED Controller

### Special features:

- Battery operated (8 hours)
- Wireless DMX transmitter (Wireless Solutions - Sweden)
- Preset RGB Colour and chases
- Control 4 x 4 channel fixtures



### Technical Information

Fixtures:	4
Channels:	16 (4 each fixture)
RGB Presets:	9
Preset chases:	9
DMX-512:	XLR 3 pole
Battery:	7.4V 2200mAh
Operation time:	8 hours (full battery)
Power supply:	8,2V DC 500mA
Power consumption:	20 Watt
Power connector:	Adapter (included)
NOTE:	only use the original power supply
Dimensions:	325 x 140 x 50 mm (LxWxH)
Weight:	1,54 kg





## LED Commander

**50717** LED-Parcan controller

Special features:

- Control 8 LED fixtures up to 8 channels each
- Free patchable channels
- Total fixture control by 8 faders
- 16 Scenes & 16 Chases
- 2 Aux channels to connect foggers and strobes



### Technical Information

Display:	2x 16 Character LCD
DMX connector:	XLR 3 Pole
Midi connector:	5p DIN (IN/OUT/THRU)
USB connector:	5V (light device)
Audio input:	RCA 100mV – 1Vpp
DMX channels:	8 x 16 & 2 aux, 130 total
Max steps in chase:	1740
Max total steps:	1740
Dimensions:	483x 156 x 80mm (LxWxH)
19" rackmountable:	Yes
Weight:	2,48Kg
Power consumption:	20Watt
DC input:	9-12V 800mA
Power supply:	AC-12V (included)

## SM-8/2

**50700** 16 Channel Lighting Desk

Special features:

- Intelligent light DMX controller
- Control 12 fixtures up to 16 channels each
- Patchable channels for each fixture
- Programmable Speed & Fade time for chases
- 240 scenes & 6 chases



### Technical Information

Power Supply: DC 9Volt - 300mA  
 Power connector: Adapter included  
 Fixtures: 12 (each 16 channel)  
 Scenes: 240 (30 banks)  
 Chases: 6  
 Run mode: Auto, Music  
 Patch mode: Each fixture free assignable channels  
 Output: DMX-512 standard  
 Output connector: 3 & 5 pole XLR female  
 Dimensions: 483 x 133 x 50 mm (LxWxH)  
 Weight: 3 kg



## SM-16/2

**50701** 32 Channel Lighting Desk


Special features:

- Intelligent light DMX controller
- Control 12 fixtures up to 32 channels each
- Patchable channels for each fixture
- Programmable Speed & Fade time for chases
- 240 scenes & 6 chases



### Technical Information

Power Supply: DC 12Volt - 500mA  
 Power connector: Adapter included  
 Fixtures: 12 (each 32 channels)  
 Scenes: 240 (30 banks)  
 Chases: 6 (1 banks)  
 Run mode: Auto, Music  
 Patch mode: Each fixture free assignable channels  
 Output: DMX-512 standard  
 Output connector: 3 and 5 pole XLR female  
 Dimensions: 483 x 178 x 100 mm (LxWxH)  
 Weight: 4 kg



## SM-16/2 FX

**50702** 32 Channel Lighting Desk with Shape Engine

### Special features:

- Intelligent light DMX controller
- Control 16 fixtures up to 32 channels each
- Patchable channels for each fixture
- ready-to-use Shape Engine
- show backup on USB



### Technical Information

Power Supply:	100-240VAC ~ 50Hz
Fixtures:	16 (each 32 channels)
Scenes:	80 (5 banks)
Chases:	80 (5 banks)
Total Chase Steps:	100
Run mode:	Auto, Manual
Patch mode:	Each fixture free assignable channels
Output:	DMX-512 standard
Output connector:	3 and 5 pole XLR female
Dimensions:	482 x 220 x 75 mm (LxWxH)
Weight:	3,7 kg

## Scanmaster 2 MKII

**50333** DMX Scancontroller

**Special features:**

- Controller for 12 Fixtures up to 16 channels
- 240 Scenes & 12 Chases
- USB slot for external Dj Light
- Patchable joystick
- The ideal controller for moving heads & Scanners



**Case for Scanmaster series**  
**D7403** Flightcase



## Showmaster 24 MKII

**50830** 24 Channel light controller

**Special features:**

- 24 Multifunctional channel faders
- Up to 48 Scenes / Chases with max 999 steps
- Detachable frame
- Midi In & Out
- Remote black out/full on possibility



**Case for Showmaster24 & SC-24**  
**D7401** Flightcase



**Technical Information**

12 x 16 DMX channels  
30 banks each composed of 8 programmable scenes  
12 programmable chases (max. 99 steps)  
8 faders to control 16 channels  
Built in microphone for audio triggers  
Joystick for easy positioning your beams  
4 Digit LED display  
Chase programming and chase running controlled by manual or MIDI.  
16 bit resolution  
Midi input  
Dimensions: 530 x 190 x 88 mm (incl. frame)  
483 x 85 x 133 mm (without frame)  
Weight: 2,7 kg

**Technical Information**

24 control channels  
48 scenes  
48 chaser programs with 999 steps  
2 independent diplex crossfaders  
3 digit LCD display  
MIDI in/out  
Audio in  
DMX invertible  
DMX Out



## Showmaster 48 MKII

**50831** 48 Channel light controller

### Special features:

- 48 Multifunctional channel faders
- Up to 96 Scenes / Chases with max 999 steps
- Midi In & Out
- Remote black out/full on possibility



### Case for Showmaster48

**D7402** Flightcase



### Technical Information

48 control channels  
24 chaser programs  
3 digit LCD display  
MIDI in/out  
Audio in  
DMX invertible  
DMX Out





## Creator Compact

**50729** Moving Light Controller

### Special features:

- Control 32 fixtures up to 24 channels each (768 channels)
- 60 Scenes/Chases
- Each chase can store 120 steps
- Easy to use Shape generator
- Intelligent jogwheels



### Technical Information

DMX channel:	768
Fixtures:	32
Channels for each fixture:	24
Chases:	60
Chase to run simultaneously:	10
Chase step:	120
Time control of scenes	Fade in/out, LTP slope
Shapes for each scene	5
Shape generator	Shapes of Dimmer, Pan/Tilt, RGB, CMY, Colour, Gobo, Iris and Focus
Shapes to run simultaneously	5
USB Memory FAT32 supported for	storing settings and shows.
Dimensions:	483 x 227 x 87 mm (LxWxH)
Display language:	EN/FR/DE
Weight:	4,6 Kg
Flightcase:	optional available




## Creator 1024

**50730** Moving Light Controller

**Special features:**

- Control 96 fixtures up to 40 channels each (1024 channels)
- 60 Scenes/Chases
- Each chase can store 600 steps
- Easy to use Shape generator
- Intelligent jogwheels



**Technical Information**

DMX channel:	1024
Fixtures:	96
Channels for each fixture:	40
Chases:	60
Chase to run simultaneously:	10
Chase step:	600
Time control of scenes:	Fade in/out, LTP slope
Shapes for each scene:	5
Shape generator:	Shapes of Dimmer, Pan/Tilt, RGB, CMY, Colour, Gobo, Iris and Focus
Shapes to run simultaneously:	5
Master fader:	Global, playback, fixture Library can store up to 32 Fixtures Library R20 library supported USB Memory FAT32 supported

Dimensions:	483 x 398 x 105 mm (LxWxH)
Display language:	EN/FR/DE
Weight:	7,9 kg
Flightcase:	optional available



## Quick DMX N512

**50055** Network dongle, 512 channels

**Special features:**

- Accessible by internet browser
- Calendar function
- 9 programmable scenes/chases
- Optical isolation at DMX output



**Technical Information**

Stand Alone:	By Network
Operating System :	Windows and Mac OSX
External power supply:	9VDC (included)
DMX Connectors:	3-pin
Weight:	0.2kg
Size:	108 x 80 x 37mm

## Quick DMX D1024

**50056** 2x512 Channels, 40Hz refresh rate

**Special features:**

- Metal road proof casing
- Power & Link indication LEDs at front panel
- Unlimited nr. of different fixtures
- Full 1024 DMX channels
- MIDI triggerable by “learning” mode

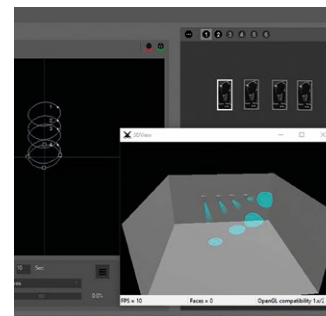


**Technical Information**

Stand Alone:	Yes (one scene or chase)
Operating System:	Windows and Mac OSX
Power supply:	USB bus powered
DMX Connectors:	3-pin
Weight:	0.17kg
Size:	84 x 75 x 40mm

## Quick DMX IR Remote

**50053** Optional remote for 512 plus



## Quick DMX D512S

**50057** 512 Channels

### Special features:

- Metal road proof casing
- Power & Link indication LEDs at front panel
- Unlimited nr. of different fixtures
- Full 512 DMX channels
- MIDI triggerable by “learning” mode



### Technical Information

Stand Alone: Yes (one scene or chase)  
 Operating System: Windows and Mac OSX  
 External power supply: USB power adapter 5VDC (not included)  
 DMX Connector: 3-pin  
 Weight: 0.08 kg  
 Size: 72 x 35 x 35mm

## Quick DMX Rack 1024

**50058** 1024 Channels

### Special features:

- 1024 Channel output
- Internal clock / calendar
- 8 external trigger contacts
- including IR remote and external IR sensor



### Technical Information

Casing front:  
 19" rack mounted  
 3 x LEDs (power, usb and IR)  
 16 x flash buttons with LEDs

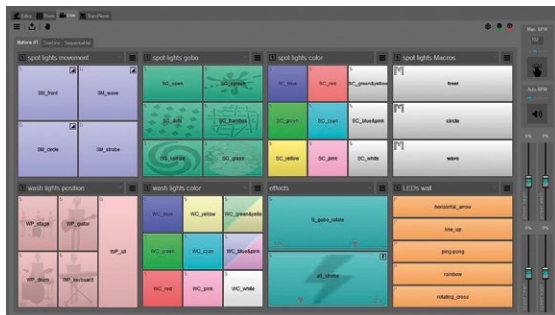
Casing back:  
 USB socket for computer link and power  
 2x 3 pole DMX outputs  
 Terminal for 8 external inputs  
 3,5mm Mini Jack socket for external external IR sensor (supplied with the IR remote controller)

DMX:  
 ESD protection  
 Optical isolation for each dmx output  
 Refresh frequency: 40 Hz

USB:  
 Hot-swappable

With the PC software:  
 1024 DMX outputs  
 or 1536 Artnet outputs

In standalone mode (without computer)  
 16 Stand-alone scenes  
 4 zones  
 Trigger: 16 flash buttons  
 Internal clock/calendar  
 8 dry contacts  
 IR remote controller  
 Extended memory  
 16 bits channels management





## RP-405 MKII Relay Pack

**50753** Relay Pack

Special features:

- 4 relays
- Patchable per channel
- Built-in programs
- DMX control



### Technical Information

Powerinput: AC 220V~240V / 50Hz  
 Power Consumption @ Full Load: 3450W  
 Power output: 5A each channel / 15A Max Total  
 Operation: Built-in programs, auto run, slave, sound, DMX  
 DMX channels: 1, 2, 4 CH  
 Patchable per channel  
 Working environment: 0°C~40°C  
 Fixture Connection: XLR (3-pin) DMX in/out  
 Dimensions: 220 x 70 x 260 mm (LxWxH)  
 Weight: 2,84 kg





## MultiSwitch

**50357** DMX-512 4CH. switch pack

Special features:

- 4 channels output
- 16 built-in programs
- DMX control
- Master Slave function



### Technical Information

Power Supply: 240 VAC  
 Weight: 2.85 kg  
 Dimensions LxWxH: 220 x 70 x 260 mm  
 DMX channels: 4  
 Control Mode: DMX, Audio, Auto, Master/Slave  
 Ambient Temp.: 0 ~ +35 °C  
 Power Consumption Max.: 3600 W  
 Connection DMX: XLR 3p  
 Channel Output: 5A/CH., Total 16A

## Single DP-1

**50396** 1 Channel DMX Dimming/Switch Pack

Special features:

- 50mm dimming slider
- Dim and switch function
- DMX control
- Capacitive load 10A, Inductive load 5A



## Single WDP-1

**50756** 1 Channel Wireless Dimming Pack

Special features:

- 50 mm dimming slider
- Wireless DMX receiver built-in
- Compact All-in-one housing
- Applicable as WDMX receiver



### Technical Information

Voltage: AC 230V-50 Hz (CE)  
 Channel-Output: 10A max.  
 DMX-Output: 3-pin XLR socket (female)  
 DMX-Input: 3-pin XLR socket (male)  
 Fuse: F 10A 250V 5 x 20 mm  
 Dimensions: 195 x 105 x 90 mm (LxWxH)  
 Weight: 1,26 kg



### Technical Information

Input Voltage: 230VAC - 50 Hz  
 Channel-Output: 10A max.  
 DMX-Connectors: 3-pin XLR sockets  
 Control Options: On-Board Control Panel, DMX, W-DMX  
 DMX Channels: 1  
 Fuse: F 10A 250V 5 x 20 mm  
 Dimensions: 195 x 105 x 90 mm (LxWxH)  
 Weight: 1,38 kg



## Single WDP-1 Pro

**50758** 1 Channel Wireless Dimming Pack

Special features:

- Wireless DMX receiver built-in
- Applicable as W-DMX receiver
- Powercon True Input
- 5 Pole DMX connectors
- CEE 16A 3 pole output (max 10A output)



### Technical Information

Power Supply: 230 VAC  
 Weight: 1,5 kg  
 Connection Power In: Powercon True1  
 DMX channels: 1  
 Control Mode: On Board, DMX, W-DMX  
 Connection Power Out: 3 pcs Schuko  
 Connection DMX: XLR 5p In/Out  
 Protection: 3 Pole CEE 16A  
 Dimensions: 211 x 102 x 135 mm  
 Channel Output: 10A



## Single 3

**50395** 1 Channel DMX Dimmer

Special features:

- Can be mounted to the fixture directly
- 10A output
- Manual dim function
- Max output function



### Technical Information

Power input: AC 230V-50 Hz  
 Mounting Clamp: M8 thread  
 Mounting Fixture: M8 thread  
 Channel output: 10A  
 Fuse: F10A 250V 5 x 20 mm  
 Dimensions: 237 x 140 x 60 mm  
 Weight: 1,82 kg

## Lightbrick

**50370** 4 Channel Dimming Pack DMX

**Special features:**

- Each channel can be patched
- Built-in chaser with 16 programs
- Pre heat function
- Manual dimmer



4 Channel Dimm & Switch Pack

**Technical Information**

Power Supply: 230 VAC  
 Weight: 2.98 kg  
 Connection Power In: Shuko plug  
 DMX channels: 4  
 Control Mode: DMX, Stand Alone, Music, Auto  
 Connection DMX: XLR 3p In/Out  
 Dimensions: 330 x 150 x 115 mm  
 Channel Output: Max 5A



## DIM-4

**50442** 4 Channel 3A per channel Dimming Pack

**Special features:**

- Music-controlled
- Schuko Outlets
- DMX-512 4CH. Dimmer pack
- 16 built-in programs
- Stand-alone function



**Technical Information**

Input voltage: 230V/50Hz  
 Channel Output: 3A / CH., Total 8A  
 Control: DMX-512, Stand-alone, Music control  
 DMX channels: 1, 2 or 4  
 Mode: Dim or Switch  
 Data in/out: 3 pole XLR  
 Powerconnection: Shuko plug  
 Poweroutput: Schuko chassis per channel  
 Monitor: Control LED per channel, DMX signal led  
 Dimensions: 220 x 82 x 275 mm (LxWxH)  
 Weight: 3,5 kg





## DIM-4LC

**50443** 4 Channel 3A per channel Dimming Pack with Local Control

### Special features:

- Music-controlled
- Schuko Outlets
- DMX-512 4CH. Dimmer pack
- Local Control Faders
- Stand-alone function



### Technical Information

Input voltage: 230V/50Hz  
 Channel Output: 3A / CH., Total 8A  
 Control: DMX-512, Stand-alone, Music control, Local Control.  
 DMX channels: 1, 2 or 4  
 Mode: Dim or Switch  
 Data in/out: 3 pole XLR  
 Powerconnection: Schuko plug  
 Poweroutput: Schuko chassis per channel  
 Monitor: control LED per channel, DMX signal led  
 Dimensions: 220 x 82 x 275 mm (LxWxH)  
 Weight: 3,5 kg





## LP-416

**50750** Channel Chaser

### Special features:

- 4 Channel Chaser with 16 A max. load
- Background function
- 9 Built-in programs
- Multiple modes: Hold dim, Hold sound, Program speed
- Master and channel dim faders



### Technical Information

Power supply: AC 220V-240V, 50/60 Hz  
Power consumption: 16 A max.  
Power connector: Cable without connector  
Output power: 5A each channel, 16A max.  
Output connector: 4 pcs schuko,  
Analog output: 0-10 Volt, 8 pole din  
connector  
Audio output: XLR, Cinch  
Dimensions: 483 x 130 x 135 mm  
(LxWxH)  
Weight: 5,5 kg



## Sliding Show Bar 4 Powercon®

**50390** T-bar Schuko with 4 channel dimpack

### Special features:

- 4 channels 500W
- 16 pre-programmed programs
- Pre heat function
- Powercon input



### Technical Information

Fourbar with built in DMX dimmer.

Load per channel 1,5A. Max. load 6A.

Built-in controller with 16 preset programs for stand-alone use.

Pre-heat function.

Memory back-up, master dimmer, channel dimmer, manual program, hold sound, progr. sound, auto sound.

Dimensions: 1310 x 80 x 70 mm (LxWxH)

Optional Powercable: 90527 Powercon > schuko 1,5m (not included)




## DDP-610M

**50754** 6 Ch DigiDimPack, 10A Fuse, Multipin

Special features:

- 6 channels
- Selectable Dimming Curves
- Built-in Circuit breakers
- Robust and reliable



## DDP-610S

**50755** 6 Ch DigiDimPack, 10A Fuse, Schuko

Special features:

- 6 channels
- Selectable Dimming Curves
- Built-in Circuit breakers
- Robust and reliable



### Technical Information

Input voltage: 230VAC, 50/60 Hz, single phase connection  
400VAC, 50/60 Hz, 3-phase connection  
Channel output: Max. 10 Amp each channel, Total 60A  
Control: DMX, Local Control, Built-in chase  
DMX Channels: 6  
Mode: Dim or Switch  
Protection: Short circuit, temperature, overload  
Power connection: Terminal  
Power Output: 16 Pole Multipin  
Monitor: Control LED per channel, LCD Display  
Dimensions: 483x380x90 mm (LxWxH) (Rubber feet removed)  
483x385x94 mm (LxWxH) (incl. rubber feet)  
Weight: 12 Kg  
IP-rating: IP-20

### Technical Information

Input voltage: 230VAC, 50/60 Hz, single phase connection  
400VAC, 50/60 Hz, 3-phase connection  
Channel output: Max. 10 Amp each channel, Total 60A  
Control: DMX, Local Control, Built-in chase  
DMX Channels: 6  
Mode: Dim or Switch  
Protection: Short circuit, temperature, overload  
Power connection: Terminal  
Power Output: 6x Schuko  
Monitor: Control LED per channel, LCD Display  
Dimensions: 483x380x90 mm (LxWxH) (Rubber feet removed)  
483x385x94 mm (LxWxH) (incl. rubber feet)  
Weight: 12 Kg  
IP-rating: IP-20

## DDP-610T

**50757** 6 Ch DigiDimPack, 10A Fuse, Terminal

### Special features:

- 6 channels
- Selectable Dimming Curves
- Built-in Circuit breakers
- Robust and reliable



### Technical Information

Input voltage:	230VAC, 50/60 Hz, single phase connection 400VAC, 50/60 Hz, 3-phase connection
Channel output:	Max. 10 Amp each channel, Total 60A
Control:	DMX, Local Control, Built-in chase
DMX Channels:	6
Mode:	Dim or Switch
Protection:	Short circuit, temperature, overload
Power connection:	Terminal
Power Output:	Terminal
Monitor:	Control LED per channel, LCD Display
Dimensions:	483x380x90 mm (LxWxH) (Rubber feet removed) 483x385x94 mm (LxWxH) (incl. rubber feet)
Weight:	12 Kg
IP-rating:	IP-20

## DB-1-4

**50780** 4 Channel DMX Booster 3 & 5p XLR

### Special features:

- DMX splitter for 4 outputs
- Electrical isolation between in and output
- DMX Indication LEDs on in-& outputs
- 3 & 5P XLR in- & outputs
- M10 nut at backside for truss clamp



## DB-1-8

**50783** 8 Channel DMX Booster 3p XLR

### Special features:

- DMX splitter for 8 outputs
- Electrical isolation between in and output
- DMX Indication LEDs on in-& outputs
- 3P XLR outputs
- M10 nut at backside for truss clamps



### Technical Information

Input connectors: 3&5 Pole XLR M  
Output connectors: 3&5 Pole XLR F  
Power input: 230VAC, 50/60Hz  
Dimensions: 483 x 134 x 46 mm (LxWxH)  
Weight: 2,6 kg

### Technical Information

Input connectors: 3&5 Pole XLR M  
Output connectors: 3 Pole XLR F  
Power input: 230VAC, 50/60Hz  
Dimensions: 483 x 134 x 46 mm (LxWxH)  
Weight: 2,6 kg



**DB-1-4/RDM****50785** 4 Channel DMX booster with RDM 3 & 5p XLR**Special features:**

- DMX/RDM splitter for 8 outputs
- DMX Indication LEDs on in-& outputs
- 3 & 5P XLR outputs
- Supports Remote Device Management (RDM) Protocol

**DB-1-8/RDM****50786** 8 Channel DMX Booster with RDM 3p XLR**Special features:**

- DMX/RDM splitter for 8 outputs
- DMX Indication LEDs on in-& outputs
- 3P XLR outputs
- Supports Remote Device Management (RDM) Protocol

**Technical Information**

Input connectors: 3&5 Pole XLR M  
 Output connectors: 3&5 Pole XLR F  
 Power input: 100 ~ 240VAC, 50/60Hz  
 Dimensions: 483 x 134 x 46 mm (LxWxH)  
 Weight: 2,6 kg

**Technical Information**

Input connectors: 3&5 Pole XLR M  
 Output connectors: 3 Pole XLR F  
 Power input: 100 ~ 240VAC, 50/60Hz  
 Dimensions: 483 x 134 x 46 mm (LxWxH)  
 Weight: 2,6 kg

## RDM Splitter Pro

**50787** 4 Channel DMX Booster with RDM 3 & 5p XLR

### Special features:

- Regenerates & Boosts DMX/RDM signal
- Optical isolated on each in- and output port
- DMX Indication LEDs on in-& outputs
- 3 & 5P XLR outputs



### Technical Information

Input connectors: 3&5 Pole XLR M  
Output connectors: 3&5 Pole XLR F  
Power input: 100 ~ 240VAC, 50/60Hz  
Dimensions: 483 x 134 x 46 mm (LxWxH)  
Weight: 2,8 kg



## Booster Pro

**50788** 2-8 DMX/RDM Booster, 3-pin XLR

**50789** 2-8 DMX/RDM Booster, 5-pin XLR

### Special features:

- OLED Display
- Isolated outputs
- 2 inputs, selectable outputs
- Multiple monitoring functions



### Technical Information

Input connectors: 3 pole Male XLR Connectors  
 Output connectors: 3 pole Female XLR Connectors  
 Power Input: 100~240VAC, 50/60Hz  
 Power connector: Powercon Input  
 Dimensions: 483 x 140 x 46mm  
 Weight: 3,4 Kg  
 Protocol: DMX-512 USITT, RDM  
 Functions: Realtime DMX Monitoring, DMX Framerate display, Selection of DMX modes and Framerates, Cable checker, Optical isolation on all outputs, DMX Boost function

### Technical Information

Input connectors: 5 pole Male XLR Connectors  
 Output connectors: 5 pole Female XLR Connectors  
 Power Input: 100~240VAC, 50/60Hz  
 Power connector: Powercon Input  
 Dimensions: 483 x 140 x 46mm  
 Weight: 3,4 Kg  
 Protocol: DMX-512 USITT, RDM  
 Functions: Realtime DMX Monitoring, DMX Framerate display, Selection of DMX modes and Framerates, Cable checker, Optical isolation on all outputs, DMX Boost function

## Truss Booster RDM 1-6

**50793** 3-pole XLR

**50794** 5-pole XLR

### Special features:

- Small Design for easy truss mounting
- DMX/RDM splitter for 6 outputs
- Powercon in /- Out
- Supports Remote Device Management (RDM) Protocol



### Technical Information

Input connectors: 3 Pole XLR M  
 Output connectors: 6 x 3 Pole XLR F /  
 1 x 3 pole XLR F (Thru)  
 Power input: 100 ~ 240VAC, 50/60Hz  
 Dimensions: 280 x 175 x 210 mm  
 (LxWxH)  
 Weight: 2 kg



### Technical Information

Input connectors: 5 Pole XLR M  
 Output connectors: 6 x 5 Pole XLR F / 1 x 5  
 pole XLR F (Thru)  
 Power input: 100 ~ 240VAC, 50/60Hz  
 Dimensions: 280 x 175 x 210 mm  
 (LxWxH)  
 Weight: 2 kg



## DMX Booster Bar 4

**50781** 4 Channel DMX Booster 3 & 5p XLR

### Special features:

- 3 and 5 pole XLR
- Powercon in- and output
- Sliding profile for easy mounting of fixtures and clamps
- Including TV spigot for stand mount



### Technical Information

Powercon Input 240V / 50Hz (cable not included)  
 Powercon Output 240V / 50Hz  
 Length: 150 cm  
 4 Power Outputs  
 4 DMX Outputs  
 3 and 5 Pole XLR Connectors  
 DMX signal LED  
 Power signal LED  
 M-10 Sliding profile  
 Spigot Adaptor



## NET-2/3 Pocket

**50807** 2 Channel Artnet node, 3p XLR

### Special features:

- Supports ArtNET and sACN protocol
- 2 universes DMX input or output
- Remote Setup Interface
- PoE (IEEE 802.3af)



## NET-2/5 Pocket

**50808** 2 Channel Artnet node, 5p XLR

### Special features:

- Supports ArtNET and sACN protocol
- 2 universes DMX input or output
- Remote Setup Interface
- PoE (IEEE 802.3af)



### Technical Information

#### Configuration examples:

- ArtNet to 2x DMX output
- 2x DMX input to ArtNet
- Clone 1 DMX inputs to 1x DMX output and ArtNet
- HTP/LTP Merge 2x ArtNet to DMX output
- HTP/LTP Merge DMX input and ArtNet to DMX output

#### Connections:

Network: RJ45  
 DMX: 2x 3-pin XLR  
 Supported protocols: ArtNET, sACN, TCP/IPv4, DMX-512A  
 Dimensions: 67 x 115 x 44 mm  
 Power supply: 12VDC, 500mA or PoE (IEEE 802.3af)  
 Power consumption: 6W max.  
 Operating temp: 0 to +40 °C  
 Weight: 335gr



### Technical Information

#### Configuration examples:

- ArtNet to 2x DMX output
- 2x DMX input to ArtNet
- Clone 1 DMX inputs to 1x DMX output and ArtNet
- HTP/LTP Merge 2x ArtNet to DMX output
- HTP/LTP Merge DMX input and ArtNet to DMX output

#### Connections:

Network: RJ45  
 DMX: 2x 5-pin XLR  
 Supported protocols: ArtNET, sACN, TCP/IPv4, DMX-512A  
 Dimensions: 67 x 115 x 44 mm  
 Power supply: 12VDC, 500mA, or PoE (IEEE 802.3af)  
 Power consumption: 6W max.  
 Operating temp: 0 to +40 °C  
 Weight: 335gr



**NET-8/3****50809** 8 Channel Artnet/Klingnet node, 3p XLR**Special features:**

- Supports ArtNET, sACN or KlingNET protocol
- 1 Gbps data speed
- 8 universes DMX input or output
- High Speed Network in and output
- Webbrowser connection

**Technical Information****Configuration examples:**

- ArtNet to 8x DMX output
- 8x DMX input to ArtNet
- Split 1 DMX input into 7 isolated DMX outputs
- Split 2x DMX input into 2x3 isolated DMX outputs
- Clone 4 DMX inputs to 4x DMX output and Artnet
- HTP/LTP Merge 2x ArtNet to DMX output
- HTP/LTP Merge 2x DMX input to DMX output
- HTP/LTP Merge DMX input and ArtNet to DMX output

**Connections:**

Network:	2x RJ45
DMX:	8x 3-pin XLR
Power:	Pro Power Connector
Supported protocols:	ArtNET, sACN, KlingNET, TCP/IPv4, DMX-512A
Dimensions:	482 x 205 x 44 mm
Power supply:	100–240VAC, 50/60Hz
Power consumption:	20W max.
Operating temp:	0 to +40 °C
Weight:	1,8 Kg

## NET-8/5

**50810** 8 Channel Artnet/Klingnet node, 5p XLR

### Special features:

- Supports ArtNET, sACN or KlingNET protocol
- 1Gbps data speed
- 8 universes DMX input or output
- High Speed Network in and output
- Webbrowser connection



### Technical Information

#### Configuration examples:

- ArtNet to 8x DMX output
- 8x DMX input to ArtNet
- Split 1 DMX input into 7 isolated DMX outputs
- Split 2x DMX input into 2x3 isolated DMX outputs
- Clone 4 DMX inputs to 4x DMX output and Artnet
- HTP/LTP Merge 2x ArtNet to DMX output
- HTP/LTP Merge 2x DMX input to DMX output
- HTP/LTP Merge DMX input and ArtNet to DMX output

#### Connections:

Network:	2x RJ45
DMX:	8x 3-pin XLR
Power:	Pro Power Connector
Supported protocols:	ArtNET, sACN, KlingNET, TCP/IPv4, DMX-512A
Dimensions:	482 x 205 x 44 mm
Power supply:	100-240VAC, 50/60Hz
Power consumption:	20W max.
Operating temp:	0 to +40 °C
Weight:	1,8 kg

## Net-5 PoE

**50811** PSE for 4x PD

### Special features:

- 5x 1000BaseT RJ45 ports
- 4x PoE+ outputs
- Completely silent, no fans
- 0-LED display for status check



### Technical Information

Power Supply: 100~240VAC, 50/60Hz VAC  
 Power Consumption: 100 W  
 Weight: 1.2 kg  
 Control Mode: TCP/IPv4  
 Ambient Temp.: 0 ~ +40 °C  
 Connection Input: RJ45  
 Connection Output: RJ45  
 Dimensions: 482 x 205 x 44 mm  
 Ethernet speed: 10/100/1000Base-T

## DMX Recpack 4

**50822** DMX recorder with programmable switchpack

### Special features:

- 4 Separate recordable DMX and switch outputs
- Programmable daily & weekly timers
- Programmable DMX input triggers
- 8GB internal memory
- Manual, Auto, Semi-Auto Recording modes



### Technical Information

Power Input:	100-240VAC 50/60Hz
Power Consumption @ Full Load:	3450W
Programmable DMX outputs:	4pcs
Programmable output switches:	4pcs
Power output:	15A each channel / 15A Max Total
Protocol:	DMX-512
Internal memory:	8GB
DMX Input connections:	3 pole XLR
DMX Output connections:	3 pole XLR
Power input connector:	Pro Power blue
Power output connectors:	Pro Power white
Dimensions:	483 x 130 x 44mm
Weight:	2,4 Kg

## DR Pro Rack

**50821** DMX Recorder

### Special features:

- 128x160 Pixels, Colour LCD display
- 8 Memories for scenes, chases or shows
- Manual control, Real-time trigger, SMPTE/MIDI time code trigger, DMX trigger and DMX monitor
- 5 Hours internal recording time
- 4 Recording modes, Manual, Auto, Semi-Auto & Smart



### Technical Information

Power supply:	DC9-12V
Power consumption:	6W
Data signal:	DMX/MIDI/SMPTE
DMX connectors:	3pin XLR
User mode:	Auto/manual
Intern memory:	2G
Extern memory:	<8G
SMPTE mode:	Event Trigger
SMPTE connector:	3pin XLR
Display:	128 x 160p
Dimensions:	482 x 78 x 44 mm
Weight:	1,1 kg



## Multi Exchanger

**50348** 72CH. DMX/Analog 3 & 5p XLR



### Technical Information

Voltage: 230V  
 Dimensions: 483 x 130 x 45 mm (LxWxH)  
 Weight: 1,65 kg

## DMX Merge

**50359** 2-way DMX merger

### Special features:

- Merge 2 DMX controllers to one DMX line
- HTP / LTP function
- Select Back up or merge mode



### Technical Information

Voltage: 100~230VAC, 50/60Hz

Power Requirement: 9VDC, 300 mA Min.  
(AC/DC adapter included)

DMX Input: two 3-pin  
XLR male sockets on the front panel

Extra: two 3-pin  
XLR male sockets on the rear panel

DMX output: two 3-pin  
XLR female sockets on the front panel  
Extra one 3-pin XLR  
female sockets on the rear panel

Dimensions: 483 x 73 x 45 mm (LxWxH)

Weight: 1,15 kg



## TR-512 Wallpanel

**50824** RJ45

### Special features:

- Dedicated for use with TR-515
- 6 trigger buttons
- Back light
- RJ45 connection



## TR-512

**50825** DMX Trigger/Recorder

### Special features:

- OLED display
- 6 external triggers
- Record and Playback function
- Compact size



### Technical Information

Input connector: RJ-45  
 Frontpanel: 85 x 85 x 7 mm  
 Installation depth: 29 mm (without connector)  
 Dimensions: 85 x 85 x 36 mm

### Technical Information

Operating voltage: 12V DC  
 Power consumption: 500mA  
 Control: DMX-512  
 Connection: 3 pole XLR Male and Female  
 RJ-45 for 6 external triggers (NC/NO)  
 Storage: Micro SD  
 Housing: Aluminium Extrusion  
 Operating temperature: 0-45°  
 Dimensions: 103 x 60 x 44mm  
 Weight: 0.6 Kg

## Tool Box

**50829** DMX / Wifi / W-DMX cross converter

### Special features:

- Versatile cross converter
- Battery Operated
- Wireless Solutions G5 module built-in



### Technical Information

Power Supply: 5 VAC  
Weight: 0.8 kg  
Control Mode: DMX / Wifi / W-DMX  
Ambient Temp.: -10 ~ +45 °C  
Dimensions: 230 x 78 x 50 mm



**Technical Information**

DMX cable testing  
 MIDI testing  
 RJ45 (data) cable testing  
 Channel tracer  
 Timing analyzer  
 DMX signal "flicker finder"  
 LED PWM rate meter  
 Programmable sequence recording/playback  
 Send/receive DMX  
 ArtNet testing and send/receive via ArtNet

Display type:	Full-Colour LCD
Display resolution:	240 x 320 pixel
Memory:	microSD card
DMX in port:	5-pin male connector
DMX out port:	5-pin female connector
DMX ports electrical standard:	ANSI E1.11 / ANSI E1.20
USB port:	RJ45 port supports TCP/IP, ArtNet; DHCP & Static IP assignment
USB Power consumption:	Micro USB B type
USB Power consumption:	300mA max
Cable tester:	3/5-pin, open circuit, short circuit, wrong wiring
Operating temperature:	0°C to +45°C
Dimensions:	66.5 x 115 x 44.5mm
Weight:	345gram
Battery:	9V battery (battery not included)

**RDM Touch****50409** DMX/RDM + ArtNET + Midi**Special features:**

- TFT Touch display
- Artnet
- RDM
- Multiple testing functions






## Mistique

**60769** CO2 Hazer

### Special features:

- Very even and thin haze ensures no visible cloudy effect on stage
  - Customizable output direction gives extra flexibility
  - Extreme silent operation due to CO2 supply
  - Output and fan speed remote controllable by DMX and W-DMX
  - Fast and easy setup with Q-lock CO2- hose system
- Very low fluid consumption
  - Long lasting smoke
  - Full colour TFT touchscreen
  - Battery powered menu
  - Automatic cleaning system





#### Technical Information

Input Voltage: 100-240VAC, 50/60Hz  
 Power Consumption: 1250W max  
 Heating Time: under 8 minutes  
 Maximum Output: 5000 cu.ft/min  
 Output Direction: up, down, forward  
 Output Regulation: 5-40psi  
 Fan Speed: 20-100%  
 Tank Capacity: 2.5 Liter  
 Liquid Type: MHL-2 only  
 Liquid Consumption: 120ml/hour (@40psi)  
 Gas Type: CO<sub>2</sub>, N<sub>2</sub>  
 Gas Consumption: 0,36Kg/hour (@ 40psi)

Gas Pressure: 50 to 60 psi / 3,4 to 4.1 bar  
 On Board: Battery powered LCD TFT touchscreen  
 Control Mode: Manual mode, 2x Timer mode, DMX control, Wireless  
 DMX control.  
 DMX Mode: 1, 3, 5 channel  
 Colour: Black  
 Housing: Metal & Flame-retardant plastic  
 Data Connection: Neutrik XLR 5p & 3p in- & output  
 Gas Connection: Male Q-lock  
 Power connection: Neutrik Powercon True1 in- & output  
 Working environment: +5°C~45°C  
 Ingress Protection: IP-20

**Case for Mistique**  
**D7271** Premium Line



**MHL-2 Hazer Fluid**  
**60569** 2 Liter



# Showtec What The Fog Series

If the pressure gets too high, simply let off some steam! Showtec's WTF-Effect machines are the perfect way to do this. Antari-based units with powerful outputs which add just that special touch at the flick of a switch. Create a dense fog or a subtle haze to turn your event into a night to remember.

## WTF-F800

**61130** 800W Fogger

### Special features:

- Powerful Output
- Stylish design
- 800W Heater
- Wired Remote control



### Technical Information

Power Supply:	220-240 VAC
Power Consumption:	800 W
Weight:	4 kg
Dimensions LxWxH:	330 x 256 x 235 mm
IP Rating:	IP 20
Tank Capacity:	1 Liter
Fluid Consumption:	18 ml / min
Fluid Type:	Fog Fluid
Heater:	800 W
Output:	2500 cu.Ft / min
Initial Heat-up Time:	4 minutes
Remote:	Remote included



## WTF-F1000

**61131** 1000W DMX Fogger

### Special features:

- Powerful Output
- Stylish design
- 1000W Heater
- Remote control



### Technical Information

Power Supply:	220-240 VAC
Power Consumption:	1000 W
Weight:	5.8 kg
Dimensions LxWxH:	385 x 270 x 247 mm
IP Rating:	IP 20
DMX channels:	1
Tank Capacity:	1.35 Liter
Fluid Consumption:	72 ml / min
Fluid Type:	Fog Fluid
Heater:	1000 W
Connection Power:	Schuko
Connection DMX:	XLR 3p In/Out
Output:	10000 cu.Ft / min
Initial Heat-up Time:	6 minutes
Remote:	Wired



# Showtec What The Fog Series

## WTF-J800

**61132** 800W Fog-Jet LED

### Special features:

- Powerful Output
- RGB LED Source
- 800W Heater
- DMX / Wireless Control



### Technical Information

Power Supply:	220-240VAC, 50 / 60 Hz
Heater:	800W
Light Source:	12 x 3W (4 Red, 4 Green, 4 Blue)
Output:	3 meters' height
First heat up time:	4.5 minutes
Tank capacity:	2.4 Liters
Fluid Consumption:	45ml / min
Include Remote:	YES, wireless remote W-2
Power Input Connector:	IEC
Dimensions:	385 x 270 x 247 mm
Weight:	6.3 KG



## WTF-FZ1500

**61133** 1500W DMX Fazer

### Special features:

- Controllable Output
- Stylish design
- 1450W Heater
- DMX control



### Technical Information

Power Supply:	220-240VAC, 50 / 60 Hz
Heater:	1450W
Output:	6.000 cu.ft. /min
First heat up time:	1.5 minutes
Tank capacity:	5 Liters
Fluid Consumption:	5.1 ml / min (full output)
Power Input Connector:	fixed cable
Dimensions:	427 x 295 x 237 mm
Weight:	15 KG



# Showtec Dragon Series

Special FX's for special times

To complete any stage, festival, concert or mobile event setup the best way to do this is with Special FX gear. For this Showtec developed the Dragon Series, a range of effect-units for various applications.

Choose between fog-machines ranging from the Dragon 500 to the 2000W strong unit Dragon 2000 or try the Co2-simulator Dragon 1500 Upright with or without RGB lighting.

Make it snow, create a haze or a dense, thick fog, whatever you need. If you combine one of these units with the recommended, matching Showtec FX-liquids then you are good to go, simply at the flick of a switch.





## Dragon 500

**61100** 400W Fogmachine

### Special features:

- Compact and stylish design
- 400W Heater
- Including wired on/off remote control
- Including hanging bracket



### Technical Information

Power Supply: 240VAC / 50Hz  
 Heater: 400W  
 Output: 4000 cu.Ft/min  
 First Heat up time: 3 minutes  
 Tank Capacity: 0,85 liter  
 Fluid Consumption: 1L / 80 min. (full output)  
 Include Remote: On-Off Remote  
 Remote Connection: fixed  
 Cable Length Remote: 5 meter  
 Power Input: IEC  
 Dimensions: 260 x 160 x 110 mm  
 Weight: 2 kg



## Dragon 1500

**61102** 1500W Fogmachine

### Special features:

- Powerful Output
- Stylish design
- 1500W Heater
- Including Wired Remote Controller
- Suitable for Club, DJ, Stage



### Technical Information

Power Supply: 240VAC / 50Hz  
 Heater: 1500W  
 Output: 30000 cu.Ft/min  
 First Heat up time: 6 minutes  
 Tank Capacity: 2,5 liter  
 Fluid Consumption: 1L / 8 min. (full output)  
 Include Remote: Wired Timer Remote  
 Remote Connection: 5 Pole Din  
 Cable Length Remote: 5 meter  
 Power Input: IEC  
 Dimensions: 300 x 400 x 190 mm  
 Weight: 7 kg



## Dragon 2000

**61103** 2000W Fogmachine

### Special features:

- Powerful Output
- Perfect price / performance ratio
- Stylish design
- DMX-512 Control
- Including Timer/Remote Controller
- 2000W Heater



### Technical Information

Power Supply:	240VAC / 50Hz
Heater:	2000W
Output:	40000 cu.Ft/min
First Heat up time:	6 minutes
Tank Capacity:	2,5 liter
Fluid Consumption:	1L / 8 min. (full output)
Include Remote:	Wired Timer Remote
Remote Connection:	5 Pole Din
Cable Length Remote:	5 meter
DMX-512:	1 Channel
DMX Connector:	3 Pole XLR in-and out
DMX Setting:	By menu in display
Power Input:	IEC
Dimensions:	455 x 262 x 210 mm
Weight:	7,8 kg





# Showtec Dragon Series

## Dragon 1500 Upright

**61104** CO2-effect

### Special features:

- Powerful Output
- CO2 simulating Effect
- Suitable for Club, DJ, Stage
- Including Wired Remote Controller



### Technical Information

Power Supply:	240V / 50Hz
Heater:	1500W
Output:	30000 cu.Ft/min
First Heat up time:	5 minutes
Tank Capacity:	2,4 liter
Fluid Consumption:	1L / 7 min. (full output)
Control:	DMX 512 / 3 pin
Include Remote:	Wired Timer Remote
Remote Connection:	5 Pole Din
Cable Length Remote:	5 meter
Dimensions:	300 x 400 x 190 mm
Weight:	7,7 Kg



## Dragon 1500 Upright RGB

**61105** RGB CO2-effect

### Special features:

- Colourful CO2 simulating Effect
- RGB LED system
- 1500W Heater
- Suitable for Club, DJ, Stage



### Technical Information

Power Supply:	240V / 50Hz
Heater:	1500W
Output:	30000 cu.Ft/min
First Heat up time:	5 minutes
Tank Capacity:	2,4 liter
Fluid Consumption:	1L / 7 min. (full output)
Control:	DMX 512 / 3 pin
Include Remote:	Wired Timer Remote
Remote Connection:	5 Pole Din
Cable Length Remote:	5 meter
LED:	RGB 3-in-1 3W LEDs
Dimensions:	300 x 400 x 190 mm
Weight:	7,9 Kg



# Showtec Dragon Series

## Dragon F-350

**61108** Fazer

### Special features:

- Smooth even output
- DMX Control
- Create a thin haze of fog
- 1000W Heater



### Technical Information

Power Supply:	240V / 50Hz
Heater:	1000W
Output:	2000 cu.Ft/min
First Heat up time:	3 minutes
Tank Capacity:	1,5 liter
Fluid Consumption:	1L / 55 min. (full output)
Remote Connection:	5 Pole Din
DMX-512:	1 Channel
DMX Connector:	3 Pole XLR
Include Remote:	Wired Timer Remote
Remote Connection:	5 Pole Din
Cable Length Remote:	5 meter
Dimensions:	490 x 300 x 190 mm
Weight:	7,9 kg



## Dragon S100

**61110** Snow machine

### Special features:

- Compact size
- Including hanging bracket
- Plug & Play



### Wireless Remote Dragon Series 61120 Wireless Remote Controller



### Technical Information

Power Supply:	240V/50 Hz
Power:	250 Watt
Liquid use:	1 minute/ 0,138L
Tank capacity:	0,8 liter
DMX:	N/A
Dimensions:	185 x 334x 170 mm (WxDxH)
Remote:	Basic on/off remote (included)





## FX Shot MKII

**60906** Electric confetti shooter

### Special features:

- Easy set-up and use
- Suited for 50cm and 80cm shooters
- Plug-and-play
- Powercon in/output



### Technical Information

Size: 13 x 12 cm  
Weight: 1.7 kg  
Voltage: 230V  
Power: 100W  
Operation: 230V on/off or DMX by using a switch pack





### FX shot baseplate

**60907** For 1,2 or 4pcs FX shot

**Special features:**

- Easy set-up and use
- Suited for 40cm and 80cm shooters
- Plug-and-play

**Technical Information**

Size: 30 x 30 cm

Weight: 3.5 kg



### FX shot Cannon clamp

**60909** Certified safety cable included

**Special features:**

- Easy set-up and use
- Suited for 40cm and 80cm shooters



Case for 8x FX Shot & 4x Baseplate

**07025** Flightcase



## FX Gun

**61030** Electric confetti shooter

### Special features:

- Integrated Safety Catch
- 100 shots possible with one full charge
- 12V SLA Battery Pack Inside
- Fast charged in 6 hours



### Technical Information

Power Input: 18VDC, 1000mA (max)  
Battery: 12V SLA Pack  
Consumption: 40 > 80cm Electric confetti cannons  
Dimensions: 450 x 190 x 75mm  
Weight: 2,5Kg (without shooter)



## FX Blaster XL

**61031** Co2 confetti shooter

### Special features:

- Four output angles
- Co2 Powered unit
- Including flightcase
- Including Co2 connection-kit



### Technical Information

Size (LxWxH): 66x38x135cm  
 Weight : 56 Kg  
 Power: CO2 gas (liquid)  
 Control: Manual  
 Consumption: Confetti  
 Max. Distance: 25m  
 Capacity: 10-15Kgs of confetti per minute

Standard in flightcase: swivel wheels with brakes  
 Confetti and cryogenic  
 effect 4 Different output angles

Set includes:  
 3/8 Manual Valve for FX Blaster  
 CO2 high pressure hose 3/8 Male –  
 Female, 3 meter  
 CO2 bottle to hose connector

## FX Drop

**61040** Curtain drop system

Special features:

- Plug & play backdrop drop system
- 20 kg load capacity
- Powercon daisy chain
- Road proof housing



### Technical Information

Input voltage:	230V AC
Power consumption:	30W
Power connections:	Powercon in- output
Load capacity:	20Kg
Rigging:	M10 screw thread
Weight:	1Kg
Dimensions:	77 x 70 x 140 mm
Power Cable:	Not included
Clamp:	Not included

### FX Ice Gun

**61001** CO2 Shooter



### FX Ice Jet MKII

**61002** CO2 Shooter



#### Technical Information

Control: manual  
 Consumption: 0,5Kg/s CO2 (use only CO2 bottle with dip pipe)  
 Max distance: approx. 8m (depending on environmental temp and humidity)  
 Dimensions: 570 x 210 x 70mm  
 Weight: 3,1Kg

#### Technical Information

Input Voltage: 230VAC, 50Hz  
 Power consumption: 20W  
 Control: 230V on/off switch, or by DMX relay pack  
 Consumption: 0,5Kg/s CO2 (use only CO2 bottle with dip pipe)  
 Max distance: approx. 8m (depending on environmental temp and humidity)  
 Dimensions: 130 x 80 x 130mm – Pipe: 205mm – Base: 200 x 125mm  
 Weight: 2,9Kg  
 Input & output Thread: 3/8"  
 Powercon in/output



## CO2 3/8 Q-Lock Hose

- 61017 0,75m
- 61013 2,5m
- 61014 5m
- 61015 10m
- 61016 15m



## CO2 Q-Lock Regulator

- 61019 1x Female Q-Lock



## CO2 Bottle to 3/8 Q-Lock adapter

- 61020 Closed system



## CO2 90° 3/8 Q-Lock connector

- 61021 Closed system



## CO2 3/8 Q-lock release valve

- 61022 Closed system



## CO2 3/8 Q-Lock 2-way combiner

- 61023 Closed system



## CO2 3/8 Q-Lock 2-way splitter

- 61024 Closed system



## CO2 3/8 Q-Lock 4-way distributor

- 61025 Closed system



## CO2 3/8 to Q-Lock adapter female

- 61026 Closed system



## CO2 3/8 to Q-Lock adapter male

- 61027 Closed system



## CO2 90° 3/8 to Q-lock adapter male

- 61028 Closed system



## CO2 Q-Lock Shut-off valve

- 61029 Closed system



## CO2 High Pressure Hose

- 61010 5m, 3/8 male - female
- 61011 10m, 3/8 male - female
- 61012 15m, 3/8 male - female







Vestastraat 2, 6468 EX Kerkrade,  
The Netherlands.

Phone Sales: +31 - (0)45 - 5667701

Email: [sales@highlite.com](mailto:sales@highlite.com) | [export@highlite.com](mailto:export@highlite.com)

[www.highlite.com](http://www.highlite.com)

