



SELECT^{V2}



ABOUT US

ADJ is a highly reputable global manufacturer that specializes in the production of entertainment lighting, LED video, and atmospheric effects equipment. With over 35 years of experience in the industry, ADJ has established itself as a leader in the field, providing reliable and innovative products to its clients worldwide.

The company was founded in 1985 and has its headquarters in Los Angeles, California, with additional regional offices in Europe and Mexico. The European office was opened in 2002 in Kerkrade, The Netherlands, and is located at a strategic location close to Germany and Belgium borders for a strategic distribution throughout Europe, the Middle East, Africa and Asia.






ADJ is known for its exceptional customer support, high-quality products, and dedication to innovation. Recently, the company pioneered a series of market-leading IP65-rated lighting solutions.

ADJ's product portfolio includes a wide range of equipment, including moving head luminaires, static washes, beam effects, audience blinders, strobes, DMX control hardware/software, LED video panels, and related accessories, as well as fog, haze, and other atmospheric effect generators. ADJ serves both the AVL rental and installation markets, making its products suitable for events, productions, and festivals of all sizes.

ADJ's products are installed and used in a wide variety of venues, ranging from large outdoor events, churches, theaters, and event centers to wedding rooms and hotel ballrooms, nightclubs and lounges, and concert venues.



JOIN ADJ's SOCIAL MEDIA CHANNELS:

-  <https://www.facebook.com/adjlighting>
-  <https://twitter.com/adjlighting>
-  <http://www.youtube.com/adjlighting>
-  https://www.instagram.com/adj_lighting/
-  <https://www.tiktok.com/@adjlighting>
-  <https://www.linkedin.com/company/adjlighting/>

VIBRANT. VERSATILE. RELIABLE.

WWW.ADJ.EU

2

TABLE OF CONTENTS

IP65 MOVING HEADS

Hydro Hybrid	06
Hydro Profile	07
Hydro Spot 2	08
Hydro Spot 1	09
Hydro Wash X19	10
Hydro Wash X7	11
Hydro Beam X12	12
Hydro Beam X1	13
Hydro IP Tester	14

LED MOVING HEADS

Focus Profile	16
Focus Spot 7Z	17
Focus Spot 6Z	18
Focus Spot 5Z	19
Focus Spot 4Z	20
Focus Hybrid	21
Focus Wash 400	22
Focus Beam LED	23
Focus Flex L19	24
Focus Flex L7	25
Focus Flex	26
Vizi Wash Z37	27
Vizi Wash Z19	28

DISCHARGE MOVING HEADS

Vizi Beam CMY	30
Vizi Beam RX2	31
Vizi Beam 12RX	32
Vizi Beam RXONE	33

STAGE & THEATRE LIGHTING

Encore FR Pro WW	36
Encore FR Pro Color	37
Encore FR150Z	38
Encore FR50Z	39
Encore FR20 DTW (White)	40
Pro FS Stand	41
FS Pan Glide	41
Encore Profile Pro WW	42
Encore Profile Pro Color	43
Encore Profile Mini WW	44
Encore Profile Mini Color	45
Encore Profile 1000 WW	46
Encore Profile 1000 Color	47
EP Lenses	48

IP LED FIXTURES

Jolt Panel FXIP	50
Jolt Bar FXIP	50
ElectraPix Bar 16	51
ElectraPix Bar 8	52
ElectraPix Par 7	53
Encore LP18 IP	54
Encore LP12 IP	55
Encore LP7 IP	56
Encore LP5 IP	57
Encore LP12Z IP	58
Encore LP32 IP	59
Encore LB15 IP	60
32 HEX Panel IP (Pearl)	61
18P HEX IP	62
12P HEX IP	62

7P HEX IP	63
15 HEX Bar IP	63
Encore Burst 200	66
Mirage Q6 PAK (Black)	67
Element H6 PAK (CHR)	68
Element H IP (CHR)	69
Element H6 FC	69
WiFly EXR HEX5 IP	70

IP LED FIXTURES ACCESSORIES

Barndoors	72
Brackets	72
DMX Adapters	72
Frost Filters	73

LED PARS & BARS INDOOR

Jolt Panel FX2	76
Jolt Bar FX2	77
Jolt 300	78
Saber Bar 6	78
Saber Spot RGBL	79
Saber Spot RGBW	79
Saber Spot WW	80
12PX HEX (Pearl)	80
18P HEX	81
Encore Z7 LP	81
Cob Cannon LP200 ST	82
Ultra LB18	82
Par Z100 / ZP100 3K	83
UV Cob Cannon	83
SC Safety Wires	84

LED PIXEL STRIPS

Pixie Strip 120	86
Pixie Strip 60	86
Pixie Strip 30	87
Pixie Curve 60	87
Pixie Driver 2000 V3	88
Pixie Driver 8000 V2	88
Pixie Strip Accessories	89

VIDEO

WMS2	92
EVS3	93
VS3 IP	94
VS2	95
VS3	96
VS5	96
Novastar MCTRL 4K	97
Novastar VX16S	97
Novastar VX1000	97
Novastar VX600	97
Novastar MCTRL300	98
Novastar Taurus TB60	98
Novastar VX400	98
Accessories	99

SPECIAL EFFECTS

Entour Ice	102
Entour Snow	102
Entourage	103
Entour Venue	103
Entour Cyclone	104
Entour VT-1 Controller	104

Fog Fury Jett Pro	105
FFJPWR (Remote)	105

DMX CONTROL & TOOLS

Data Distro 6	108
RDM XS8	109
D4 Branch RM	109
Net 4	110
Net 8	111
Aria X2 Bridge	112
Aria X2 Transceiver	113
Aria X2 Bridge IPC	114
Aria X2 IPC	115
Aria X2 Shelf	116
WiFi Net 2	116
ADJ Link	117

TOURING CASES

Touring Cases	120
Premium Cases	120

POWER / DISTRIBUTION / ADAPTERS

Power Cables & Distribution	122
IP65 DMX Adapters	122

AVANTE

Imperio Pro	124
Imperio Pro IMP118	125
Imperio Sub 210	126
AS8	126
AS8 ACDC	127
Achromic Series	128
Avante Accessories	129

Building The Future	130
---------------------	-----



Check www.adj.eu for recent product information, press releases, user manuals, product videos, fixture profiles and vectorized gobos/colors. Don't forget to join our e-mail newsletter to get the latest ADJ News directly in your mailbox!

WWW.ADJ.EU

3



IP65 MOVING HEADS



HYDRO HYBRID

CODE: 1237000339



COLOR WHEEL



GOBO WHEEL 1 (ROTATING)



GOBO WHEEL 2 (STATIC)



aria

WiFi
EXR
WIRELESS DMX

CMY

IP65

SOURCE

- Osram SIRIUS HRI 420W Discharge Lamp
- Full Power (420W)
- Up to 4,000 Hour Lamp Life
- **Test lab conditions. May vary depending on several factors including but not limited to: Environmental Conditions, Power/Voltage, Usage Patterns (On-Off Cycling), Control, and Dimming.

PHOTOMETRIC DATA

- Lumens: Beam Mode: 12,319; Spot Mode: 14,416
- CRI: 77 +/- 5
- Lux: Beam Mode: 562,600; Spot mode: 223,200 (@5m, zoomed out)

OPTICS

- Correlate color temperature: 6,500K +/- 300K
- Zoom Range: Beam Mode: 1.6°-17.7° Spot Mode: 3.1°-39.2°
- Beam, Spot and Wash
- Motorized Zoom
- Frost Filter (Heavy)
- Motorized Focus
- High Speed Shutter and Strobe

FEATURES

- 2 Prisms on Dual Planes
- Animation Wheel
- CMY/Color Macros
- Gobo/Prism Macros

COLOR

- Full CMY Color Mixing System
- White Color Temp Presets
- 12 Position Color Wheel (Incl.: UV+CTO: 2700K, 3200K, 4000K)
- 27 Color Macros (Color Wheel + CMY)

GOBO WHEELS

- 2 Gobo Wheels
- Gobo Wheel 1: 9 Interchangeable-Rotating / Indexing Glass Black & White Gobos
- Gobo Wheel 2: 14 Static-Stamped Metal Gobos

CONTROL/PHYSICAL

- 3 DMX Channel Modes (24, 28 & 32)
- 1 USER Assignable DMX Channel Mode
- Aria X2 Wireless Management / DMX System
- (4) Button Touch Panel
- Full Color 180° Reversible LCD Menu Display
- DMX & RDM Protocols

PAN/TILT

- Pan: 540°/630°
- Tilt: 270°
- Pan & Tilt locks

CONNECTIONS

- DMX Connections: IP65 5-pin XLR In/Out
- Power Connections: IP65 Locking Power In/Out

ELECTRICAL

- AC 100-240V 50/60Hz
- 580-Watt Max Power Consumption
- -20°C to 45°C
- Min/Max Ambient Temperature: -20°C ~ 45°C

DIMENSIONS & WEIGHT

- Dimension: 290 x 414.27 x 741mm
- Weight: 31.6kg

APPROVALS / RATINGS

- IP65-Rated



HYDRO PROFILE

CODE: 1237000322



COLOR WHEEL



GOBO WHEEL 1 (ROTATING)



GOBO WHEEL 2 (STATIC)



WiFi
EXR
WIRELESS DMX

CMY

IP65

SOURCE

- 660W Cool White LED Engine (50,000 hr.)
- Average LED Lifetime: Approx. 50,000 hrs

PHOTOMETRIC DATA

- 25,000+ Lumens

FEATURES

- Motorized Focus
- 2 Frost Filters
- Beam Angle: 5.6°-40.2°
- Field Angle: 6.3°-44.3°
- 4 Blade Framing System (+/- 60° Rotatable)
- Iris
- Animation Wheel
- 2 Prism FX: Rotating 6-facet Linear & Rotating 4-facet Circular
- 0-100% smooth dimming
- Various strobe speeds
- 2 cooling fans

COLOR

- CMY color mixing system
- Variable CTO flag
- Color wheel with 7 dichroic colors + white (includes CTB and High CRI filters)
- Colors on wheel are removable and replaceable

GOBO WHEELS

- (1) Rotating Gobo wheel with 7 Gobos
- (1) Static Gobo wheel with 8 Gobos
- All Gobo's are replaceable
- Gobo Shake Effect on both wheels
- Aluminum Gobo size: 23mm [outer]; 19mm [viewable]; 0.5mm [thickness]
- Glass gobo size: 23mm [outer]; 19mm [viewable]; 3.3mm [thickness]

PRISM WHEEL

- Prism Wheel 1: Rotatable 6-facet Linear
- Prism Wheel 2: Rotatable 4-facet Circular
- Both Prisms are indexable

FROST FILTERS

- Frost 1: Heavy frost for wash effect
- Frost 2: Medium frost creates lightly blurred edges for Gobo and Prism FX

CONTROL/PHYSICAL

- 3 DMX Channel Modes: 36/50/57
- Color LCD display with 6-button function menu
- Control Mode: DMX512 or internal programs
- 6 Dim Modes: Standard, Stage, TV, Architectural, Theatre, Stage2
- 4 Dim Curves: Square, Linear, Inv. Square and S. Curve
- Selectable LED Refresh Rates (900Hz~25kHz)
- 0-100% smooth dimming
- Various strobe speeds

- RDM (Remote Device Management)
- WiFLY EXR Wireless DMX built-in (Up to 30M line of sight)

PAN/TILT

- Pan: 630 degrees
- Tilt: 270 degrees
- Pan & Tilt locks

CONNECTIONS

- DMX Connections: 5-pin XLR In/Out
- Power Connections: IP65 Locking Power Input

ELECTRICAL

- Multi-voltage operation: 90-240V, 50/60Hz
- Max power consumption: 660W

DIMENSIONS & WEIGHT



- Dimension: 319 x 433 x 720mm
- Weight: 38,5kg

INCLUDED ACCESSORIES

- Omega Bracket
- 1.83m IP65 locking power cable

APPROVALS / RATING

- IP65 with Marine Coated Exterior and conformal coated PCBs



WWW.ADJ.EU

Specifications are subject to change without notice

WWW.ADJ.EU

Specifications are subject to change without notice

HYDRO SPOT 2

CODE: 1237000321



COLOR WHEEL



GOBO WHEEL 1 (ROTATING)



GOBO WHEEL 2 (STATIC)



- Aluminum Gobo size: 23mm (outer); 19mm (viewable); 0.5mm (thickness)
- Glass gobo size: 23mm (outer); 19mm (viewable); 3.3mm (thickness)

PRISM WHEEL

- Prism Wheel 1: Rotatable 6-facet Circular
- Prism Wheel 2: Rotatable 5-facet Linear
- Both Prisms are indexable

FROST FILTERS

- Frost 1: Heavy frost for wash effect
- Frost 2: Medium frost creates lightly blurred edges for Gobo and Prism FX

CONTROL

- 3 DMX Channel Modes: 23/27/34
- Color LCD display with 6-button function menu
- Control Mode: DMX512 or internal programs
- 6 Dim Modes: Standard, Stage, TV, Architectural, Theatre, Stage2
- 4 Dim Curves: Square, Linear, Inv. Square and S. Curve
- Selectable LED Refresh Rates (900Hz-25kHz)
- 0-100% smooth dimming
- Various strobe speeds
- RDM (Remote Device Management)
- WiFLY EXR Wireless DMX built-in (Up to 30M line of sight)

PAN/TILT

- Pan: 630 degrees
- Tilt: 270 degrees

CONNECTIONS

- DMX Connections: 5-pin XLR In/Out
- Power Connections: IP65 PowerLock In/Out to daisy chain power

ELECTRICAL

- Power Voltage: AC90-240V, 50/60Hz (Multi-Voltage)
- Max power consumption: 450W

DIMENSIONS & WEIGHT

- Dimension: 290 x 424 x 597mm
- Weight: 26kg

INCLUDED ACCESSORIES

- Omega Bracket
- 1.83M locking power cable

APPROVALS / RATING

- IP65 with Marine Coated Exterior and conformal coated PCBs

SOURCE

- 320W Cool White LED Engine
- Average LED Lifetime: Approx. 50,000 hrs

PHOTOMETRIC DATA

- 15,000 Lumen
- CRI: 70

FEATURES

- Motorized Focus
- 2 Frost Filters
- Motorized Zoom: 8° ~ 41°
- Animation Wheel
- 2 Prism FX: Rotating 5-facet Linear & rotating 6-facet Circular
- 0-100% smooth dimming
- Various strobe speeds
- USB firmware update port
- 2 cooling fans

COLOR

- CMY color mixing system
- Variable CTO flag
- Color wheel with 7 dichroic colors + white (includes CTB and High CRI filters)

GOBO WHEELS

- (1) Rotating Gobo wheel with 7 Gobos
- (1) Static Gobo wheel with 8 Gobos
- All Gobo's on rotating wheel are replaceable
- Gobo Shake Effect on both wheels

HYDRO SPOT 1

CODE: 1237000320



COLOR WHEEL 1



COLOR WHEEL 2



GOBO WHEEL



SOURCE

- 200W Cool White LED Engine
- Average LED Lifetime: Approx. 50,000 hrs

PHOTOMETRIC DATA

- Max 7,100 Lumen (Zoom out)
- CRI: 91.7 (Zoom Out / High CRI)

FEATURES

- Motorized Focus
- Motorized Zoom: 11° ~ 22°
- 2 Frost Filters (Heavy and Medium)
- 2 Prism FX: Rotating 5-facet Linear & rotating 6-facet Circular
- 0-100% smooth dimming
- Various strobe speeds
- USB firmware update port
- 2 cooling fans

COLOR WHEELS

- 2 Color wheels
- 8 dichroic colors + white on each wheel (includes CTO, CTB and UV filters)

GOBO WHEEL

- 1 Wheel with 6 Rotatable Gobo's
- All Gobo's are replaceable
- Gobo Shake Effect
- Aluminum GOBO size: 23mm (outer); 19mm (viewable); 0.5mm (thickness)
- Glass gobo size: 23mm (outer); 19mm (viewable); 3.3mm (thickness)

PRISM WHEEL

- Prism Wheel 1: Rotatable 6-facet Circular
- Prism Wheel 2: Rotatable 5-facet Linear
- Both Prisms are indexable

FROST FILTERS

- Frost 1: Heavy frost for wash effect
- Frost 2: Medium frost creates lightly blurred edges for Gobo and Prism FX

CONTROL

- 3 DMX Channel Modes: 17/20/22
- Color LCD display with 6-button function menu
- Control Mode: DMX512 or internal programs
- 6 Dim Modes: Standard, Stage, TV, Architectural, Theatre, Stage2
- 4 Dim Curves: Square, Linear, Inv. Square and S. Curve
- Selectable LED Refresh Rates (900 Hz-25kHz)
- 0-100% smooth dimming
- Various strobe speeds
- RDM (Remote Device Management)
- WiFLY EXR Wireless DMX built-in (Up to 30M line of sight)

PAN/TILT

- Pan: 630°
- Tilt: 270°

CONNECTIONS

- Data In/Out: IP65 5-pin DMX (With Rubber Protective Covers Over Connections)
- Power In/Out: IP65 Locking Power (With Rubber Protective Covers Over Connections)

ELECTRICAL

- Multi-voltage operation: 90-240V, 50/60Hz
- Max power consumption: 280W

DIMENSIONS & WEIGHT




- Dimension: 241 x 370 x 488mm
- Weight: 16kg

INCLUDED ACCESSORIES

- Omega Bracket
- 1.83M locking power cable

APPROVALS / RATING

- IP65 with Marine Coated Exterior and conformal coated PCBs



WWW.ADJ.EU

Specifications are subject to change without notice

WWW.ADJ.EU

Specifications are subject to change without notice

HYDRO WASH X19

CODE: 1237000302



HYDRO WASH X7

CODE: 1237000202



SOURCE

- 19 Osram RGBW (4-IN-1) LEDs
- Individual LED Wattage : 40W
- Average LED Lifetime: Approx. 50,000 hrs

PHOTOMETRIC DATA

- 7500 Lumen

OPTICS

- Motorized Zoom: 6 ~ 40°

CONTROL

- 4 DMX Channel Modes: 15, 26, 88 & 90 Channels
- RDM, KlingNet and Artnet
- WiFLY EXR Wireless DMX Built-In (Up To 700M Line Of Sight)
- 16-bit Dimming
- 16-bit Pan 540°
- 16-bit Tilt 230°
- Pixel Control
- 6 Dim Curves
- 6 Dimmer Modes
- Strobe & Pulse Effects
- Various Pixel/Zone Macros
- Color Display With Touch Buttons

COLORS

- RGBW Color Mixing
- Color Macros

CONSTRUCTION

- All-Metal Housing
- Protection Rating: IP65
- Quicklock Omega Brackets Included

ELECTRICAL

- Power Voltage: AC100-240V, 50/60Hz (Multi-Voltage)
- Max. Power Draw: 990W

CONNECTIONS

- Data In/Out: IP65 5-pin DMX (With Rubber Protective Covers Over Connections)
- Power In/Out: IP65 Locking Power (With Rubber Protective Covers Over Connections)
- USB Service Port For Software Updates (With Rubber Protective Covers Over Connections)

DIMENSIONS & WEIGHT

- Dimension: 384 x 275 x 524mm
- Weight: 24kg

APPROVALS / RATING

- IP65



SOURCE

- 7 Osram RGBW (4-IN-1) LEDs
- Individual LED Wattage : 40W
- Average LED Lifetime: Approx. 50,000 hrs

PHOTOMETRIC DATA

- 2440 Lumen

OPTICS

- Motorized Zoom: 6 ~ 40°

CONTROL

- 5 DMX Channel Modes: 15, 17, 22, 41 & 46 Channels
- RDM
- WiFLY EXR Wireless DMX Built-In (Up To 700M Line Of Sight)
- 16-bit Dimming
- 16-bit Pan 540°
- 16-bit Tilt 255°
- Pixel Control
- 6 Dim Curves
- 6 Dimmer Modes
- Strobe & Pulse Effects
- Various Pixel/Zone Macros
- Color Display With Touch Buttons
- 5 Target Modes For Limiting Movements

COLORS

- RGBW Color Mixing
- Color Macros

CONSTRUCTION

- All-Metal Housing
- Protection Rating: IP65
- Quicklock Omega Brackets Included

ELECTRICAL

- Power Voltage: AC100-240V, 50/60Hz (Multi-Voltage)
- Power Consumption: 370W

CONNECTIONS

- Data In/Out: IP65 3-pin XLR (With Rubber Protective Covers Over Connections)
- Power In/Out: IP65 Locking Power (With Rubber Protective Covers Over Connections)
- USB Service Port For Software Updates (With Rubber Protective Covers Over Connections)

DIMENSIONS & WEIGHT


- Dimension: 302 x 258 x 457mm
- Weight: 16kg

APPROVALS / RATING

- IP65

Also available with a special white marine coating for corrosive environments.

Ordering code: 1237000221



WWW.ADJ.EU

Specifications are subject to change without notice

WWW.ADJ.EU

Specifications are subject to change without notice

HYDRO BEAM XI2

CODE: 1237000317



COLOR WHEEL



GOBO WHEEL



HYDRO BEAM XI

CODE: 1237000200



COLOR WHEEL



GOBO WHEEL



SOURCE

- 260W Philips Platinum 12R LL MSD Discharge
- Average LED Lifetime: Approx. 6,000 hrs
- Color Temperature: 7800K

PHOTOMETRIC DATA

- Max. 4,430 Total Lumens (Beam)
- 522,000 Lux @ 10m

OPTICS

- Beam Angle: 2°
- High Quality, Optical Glass Lens
- 16-bit Motorized Focus
- 2 Rotating Prisms: 6-Facet Linear and 24-Facet Circular, overlayable
- Frost Filter to Create Wash Effect

CONTROL

- 2 DMX Channel Modes: 14 & 18 Channels
- RDM
- WiFly EXR Wireless DMX built-in (Up to 700M line of sight)
- 5 Dimmer Curves
- 0-100% smooth dimming
- Pan: 540 degrees (plus 16-bit fine pan)
- Tilt: 270 degrees (plus 16-bit fine tilt)
- Various strobe effects with speed control
- USB firmware update port

COLOR WHEEL

- 14 dichroic colors + white [Includes CTO (3200K), CTB (6000K) & UV]
- Split Colors
- Bidirectional color wheel scrolling

GOBO WHEEL

- 16 static GOBOS + open (4 GOBOS are beam reducers)
- GOBO Shake Effect
- Bidirectional gobo wheel scrolling

CONSTRUCTION

- All-Metal Housing
- Protection Rating: IP65
- Color LCD display with 4-button function menu
- Quicklock Omega Brackets Included

ELECTRICAL

- Power Voltage: AC100-240V, 50/60Hz (Multi-Voltage)
- Power Consumption: 422W

CONNECTIONS

- DMX Connections: 5-pin DMX In/Out
- Power Connections: IP65 rated power locking In/Out connections

DIMENSIONS & WEIGHT

- Dimension: 356 x 240 x 615.8mm
- Weight: 21.8kg

APPROVALS / RATING

- IP65

SOURCE

- 100W Osram Sirius HRI LL Discharge
- Average LED Lifetime: Approx. 6,000 hrs
- Color Temperature: 9000K

PHOTOMETRIC DATA

- Max. 4,430 Total Lumens (Beam)
- CRI: 60
- 219,000 Lux / 1.1° Beam @ 5m

OPTICS

- Beam Angle: 2°
- 16-Facet Rotating Circular Prism
- Frost Filter

CONTROL

- 2 DMX Channel Modes: 11/14 Channels
- RDM Compatible (Remote Device Management)
- WiFly EXR Wireless DMX Built-In
- 16bit Pan 540°
- 16bit Tilt 270°
- Various Strobe Effects

COLORS

- 1 Color Wheel With 12 Colors + CTB & UV + Open
- Split Colors

GOBOS

- 1 Metal Gobo Wheel With 11 Gobos, 4 Beam Reducers + Open

CONSTRUCTION

- All Metal Case Design
- Protection Rating: IP65
- Display: OLED Display
- Quicklock Omega Brackets Included

ELECTRICAL

- Power Voltage: AC100-240V, 50/60Hz (Multi-Voltage)
- Power Consumption: 192W

CONNECTIONS



- Data In/Out: IP65 3-pin XLR (With Rubber Protective Covers Over Connections)
- Power In/Out: IP65 Locking Power (With Rubber Protective Covers Over Connections)
- USB Service Port For Software Updates (With Rubber Protective Covers Over Connections)

DIMENSIONS & WEIGHT

- Dimension: 336 x 210 x 458mm
- Weight: 16.3kg

APPROVALS / RATING

- IP65



WWW.ADJ.EU

Specifications are subject to change without notice

WWW.ADJ.EU

Specifications are subject to change without notice

HYDRO IP TESTER

CODE: 1322000063



CONTROL / CONNECTIONS

- LCD Control Menu Display
- Air In/Out Vent
- Quick-Release Air Hose Fitting
- Micro SD Card Slot
- USB B Port
- IP65 Locking Power IN

DIMENSIONS & WEIGHT

- Dimension: 419.1 x 165.1 x 362mm
- Weight: 7kg

ELECTRICAL

- Power Voltage: AC100-240V, 50/60Hz (Multi-Voltage)
- Max. Power Consumption: 40W

INCLUDED ITEMS

- 0.9-1.8m Air Hose with Quick-Connect Fitting
- M12 Threaded Brass Nozzle with Push-to-Connect Fitting
- (x2) M12 x 1.5 Orange Colored Nylon Bolt
- 1.8m USB Cable
- 1.5m IP65 Locking Power Cable
- Micro SD Card (4GB min)

The IP Tester is an unavoidable tool when using IP-65 lights in the entertainment industry. It has been designed to test for both vacuum and pressure leaks.

LED MOVING HEADS



WWW.ADJ.EU

Specifications are subject to change without notice

FOCUS PROFILE

CODE: 1237000313



COLOR WHEEL



GOBO WHEEL 1 (ROTATING)



GOBO WHEEL 2 (STATIC)



SOURCE

- 400W LED Engine
- 20,000 Hour Average LED Life
- Variable Refresh Rate: 900Hz-500Hz, 2500Hz, 4000Hz, 5000Hz, 6000Hz, 10kHz, 15kHz, 20kHz, 25kHz

PHOTOMETRIC DATA

- 20,990 Total Lumens, @6,700K
- 70 CRI without CRI filter
- 88 CRI with CRI filter
- 44,330 LUX / 4,118 FC @16.4' (5m) (7.32° Beam)
- 1,767 LUX / 164 FC @16.4' (5m) (45° Beam)

OPTICS

- Beam Angle: 7-45°
- 3 & 6 Facet Rotating Prisms
- Replaceable Medium Frost Filter (heavy frost filter included)
- Motorized Focus
- Motorized Iris
- Electronic Dimming & Strobe (1-20Hz)

CONTROL

- Pan 540/630°, Tilt 270°
- 3 DMX Channel Modes (36 / 40 / 51)
- RDM (Remote Device Management)
- Battery inside, allowing to access the fixture Menu without power connection
- 6 Button Touch Control Panel
- Full Color 180° Reversible LCD Menu Display
- 8 / 16 Bit Resolution Adjustable Movement

COLOR

- Full CMY color mixing
- Variable CTO
- Color Wheel with 6 dichroic colors

GOBOS

- 2 Gobo Wheels
- Gobo wheel 1: 7 Interchangeable Rotating-Indexing Gobos
- Gobo wheel 2: 8 Static-Stamped Gobos

EFFECTS

- 4 Full blackout Framing Shutters with rotating system (-60° ~ +60°) and 2 motors per blade
- Animation wheel

CONSTRUCTION

- Housing: High-impact flame-retardant thermoplastic
- Color: Black
- Pan/Tilt Locks

ELECTRICAL / THERMAL

- AC 100-240V - 50/60Hz
- Max Power Consumption: 560W
- Max ambient temperature: -25°C to 45°C
- Max housing temperature: 58°C

CONNECTIONS

- 3 & 5 pin XLR DMX In/Out
- RJ45 Ethernet In/Out (Art-NET + sACN)
- IP65 Locking Power In/Out
- USB port for firmware updates

DIMENSIONS & WEIGHT

- Length: 651mm
- Width: 400mm
- Vertical Height: 260mm
- Weight: 27.75kg

NOISE LEVEL

- DB Rating @ 1m: 49dB

APPROVALS / RATING

- IP20

FOCUS SPOT 7Z

CODE: 1237000331



COLOR WHEEL



GOBO WHEEL 1 (ROTATING/INDEXING)



GOBO WHEEL 2 (ROTATING/INDEXING)



SOURCE

- 420W White LED Engine
- 20,000 Hour Average LED Life

PHOTOMETRIC DATA

- 20,000 Total Lumens
- 8,000K, >73CRI (without CRI Filter)
- 7,700K >85CRI (with CRI Filter)
- 56,513 LUX @16.4' (5m) (6° Beam)
- 1,585 LUX @16.4' (5m) (48° Beam)

EFFECTS

- 4-Facet Circular & 6-Facet Linear Rotating Prisms
- 2 Frost Filters (Light & Heavy)
- Animation Wheel (Rotatable and Indexable)
- Motorized Zoom (6° ~ 48°)
- Motorized Focus
- Motorized Iris
- Electronic Dimming & Strobe (1-20Hz)

COLOR

- Full CMY color mixing
- Variable CTO (2,700K to 8,000K)
- Colors Wheel with 7 dichroic slots (Includes High CRI and CTB Filters)
- CMY and Color Wheel preset macros

GOBOS

- (2) Gobo Wheels
- #1 - (7) Interchangeable Rotating-Indexing Gobos
- #2 - (7) Interchangeable Rotating-Indexing Gobos

CONTROL / CONNECTIONS

- (3) DMX Channel Modes (30 / 34 / 45)
- DMX512, ArtNet and sACN protocols
- RDM (Remote Device Management) compliant
- 6 Button Touch Control Panel
- Full Color 180° Reversible LCD Menu Display
- 8 / 16 Bit Resolution Adjustable Movement
- 3 & 5 pin XLR DMX In/Out
- Locking In/Out power connections

PAN / TILT

- Pan: 540°
- Tilt: 270°
- Pan & Tilt Locks

SIZE / WEIGHT

- Length: 374mm
- Width: 234mm
- Vertical Height: 630mm
- Weight: 23.45kg

ELECTRICAL / THERMAL

- AC 100-240V - 50/60Hz
- Max Power Consumption: 524W
- Max ambient temperature: -10°C to 45°C
- Max housing temperature: 58°C

TECHNICAL DATA


- DB Rating @ 1m.: 49dB
- BTU: 0.53
- BTU/H: 1,909.60

APPROVALS / RATINGS

- IP20

INCLUDED ACCESSORIES

- Locking Power cable
- 180mm Omega brackets (x2)



WWW.ADJ.EU

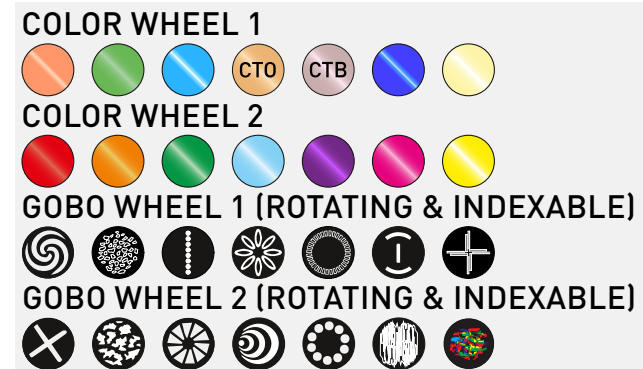
Specifications are subject to change without notice

WWW.ADJ.EU

Specifications are subject to change without notice

FOCUS SPOT 6Z

CODE: 1237000301



SOURCE

- Source: Cool White LED Engine
- Individual LED wattage : 300W
- Average lifetime: approximately 50,000 hrs

PHOTOMETRIC DATA

- Lumens: 11.000

OPTICS

- Motorized Zoom: 9 ~ 28°
- Motorized Focus
- Rotating 6-facet Linear & rotating 6-facet Circular Prism with overlay
- Linear Heavy frost for wash effect & Light frost that creates lightly blurred edges for GOBO and prism
- Motorized Iris

CONTROL

- 3 operational modes : DMX, ArtNet or KlingNet control
- 3 DMX Channel Modes: 21, 25 & 29 Channels
- RDM compatible (Remote Device management)
- 16bit dimming 0-100%
- 6 Dimming Modes: Standard, Stage, TV, Architectural, Theatre, Stage 2
- Adjustable Dim Curves: Linear, Square, Inv. Square, S-Curve
- Adjustable LED Refresh Rate from 900Hz to 25kHz for flickerfree operation
- Various strobe effects
- 6-button Color display
- Battery inside, allowing to access the fixture Menu without power connection
- 16bit Pan: 540° & 630°
- 16 bit Tilt: 270°
- 3 Fan settings : Auto, High and Low Noise

COLORS

- 2 separate color wheels each with 7 dichroic colors + white (includes CTO, CTB and UV filters)

GOBOS

- Gobo wheel 1 with 7 aluminum GOBOS + open
- Gobo wheel 2 with 7 aluminum GOBOS + open
- All gobos removable, rotatable and indexable
- Metal GOBO Size: 23mm (outer), 19mm (viewable), 0.5mm (thickness)
- Glass GOBO Size: 23mm (outer), 19mm (viewable), 1.6mm (thickness)
- Gobo Shake Effect

CONSTRUCTION

- Rugged metal construction with plastic covers
- Omega brackets with quick locks

ELECTRICAL

- Multivoltage : 100-240V 50/60Hz
- Power Draw : 380W

CONNECTIONS

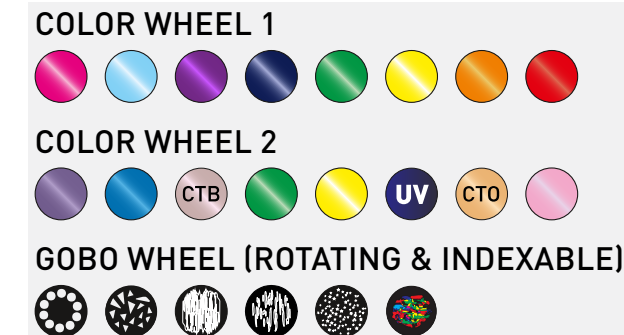
- Locking 3- & 5-pin DMX In/Out
- IP65 Locking Power In/Out
- Locking RJ45 In/Out for ArtNet and KlingNet Operation
- USB firmware update port

DIMENSIONS & WEIGHT

- Dimensions: 320 x 234 x 560mm
- Weight: 19,4kg

FOCUS SPOT 5Z

CODE: 1237000300



SOURCE

- Source: Cool White LED Engine
- Individual LED wattage : 200W
- Average lifetime: approximately 50,000 hrs

PHOTOMETRIC DATA

- Lumens: 11.000

OPTICS

- Motorized Zoom: 11 ~ 22-degrees plus 16-bit Fine Zoom
- Motorized Focus
- Rotating 5-facet Linear & rotating 6-facet Circular Prism
- Heavy frost for wash effect & Light frost that creates lightly blurred edges for GOBO and Prism FX

CONTROL

- 2 operational modes : Program Mode or DMX control
- 3 DMX Channel Modes: 16/18/22 Channels
- RDM compatible (Remote Device management)
- Internal Programs with built-In DMX Recorder
- 16bit dimming 0-100%
- 6 Dimming Modes: Standard, Stage, TV, Architectural, Theatre, Stage 2
- Adjustable Gamma Brightness : 2.0 / 2.2 / 2.4 / 2.6 or 2.8
- Adjustable LED Refresh Rate from 900Hz to 25kHz for flickerfree operation
- Various strobe effects
- 6-button Color display
- Battery inside, allowing to access the fixture Menu without power connection
- 16bit Pan: 540 & 630 degrees
- 16 bit Tilt: 270 degrees
- 3 Fan settings : Auto, High and Low Noise

COLORS

- 2 separate color wheels each with 7 dichroic colors + white (includes CTO, CTB and UV filters)

GOBOS

- 1 gobo wheel with 6 aluminum GOBOS + open
- All gobos removable, rotatable and indexable
- Gobo Shake Effect
- Gobo size: 22,5mm (outer); 19mm (viewable); 0.5-2mm (thickness)

CONSTRUCTION

- White Plastic housing
- 2 cooling fans
- Omega bracket with quick locks

ELECTRICAL


- Multivoltage : 100-240V 50/60Hz
- Power Draw : 256W

CONNECTIONS

- Locking 5-pin DMX In/Out
- Locking Power In/Out (Daisy chain 4 units @ 120V; 10 units @ 240V)
- USB firmware update port

DIMENSIONS & WEIGHT

- Dimensions: 457 x 279 x 182mm
- Weight: 10kg



WWW.ADJ.EU

Specifications are subject to change without notice

WWW.ADJ.EU

Specifications are subject to change without notice

FOCUS SPOT 4Z

CODE: 1237000204



COLOR WHEEL



GOBO WHEEL (ROTATING)



SOURCE

- Cool White LED Engine, 24.000K
- Individual LED wattage : 200W
- Average lifetime: approximately 50,000 hrs

PHOTOMETRIC DATA

- 7000 Lumens
- CRI: 76

OPTICS

- Motorized Zoom: 11 ~ 22° plus 16-bit Fine Zoom
- Motorized Focus
- Rotating 5-facet Linear & rotating 6-facet Circular Prism

CONTROL

- 2 operational modes : Program Mode or DMX control
- 3 DMX Channel Modes: 16/18/22 Channels
- RDM compatible (Remote Device management)
- Internal Programs with built-In DMX Recorder
- 16bit dimming 0-100%
- 6 Dimming Modes: Standard, Stage, TV, Architectural, Theatre, Stage 2
- Adjustable Gamma Brightness : 2.0 / 2.2 / 2.4 / 2.6 or 2.8
- Adjustable LED Refresh Rate from 900Hz to 25kHz for flickerfree operation
- Various strobe effects
- 6-button Color display

- Battery inside, allowing to access the fixture Menu without power connection
- 16bit Pan: 540° & 630°
- 16 bit Tilt: 270°
- 3 Fan settings : Auto, High and Low Noise

COLORS

- 1 color wheel with 8 dichroic colors + white

GOBOS

- 1 gobo wheel with 6 aluminum GOBOS + open
- All gobos removable, rotatable and indexable
- Gobo Shake Effect
- Gobo size: 22,5mm (outer); 19mm (viewable); 0,5-2mm (thickness)

CONSTRUCTION

- Plastic housing
- 2 cooling fans
- Omega bracket with quick locks

ELECTRICAL

- Multivoltage : 100-240V 50/60Hz
- Power Draw : 256W

CONNECTIONS

- Locking 3-pin DMX In/Out
- Locking Power In/Out (Daisy chain 4 units @ 120V; 10 units @ 240V)
- USB firmware update port

DIMENSIONS & WEIGHT

- Dimensions: 457 x 279 x 182mm
- Weight: 10kg

ALSO AVAILABLE IN WHITE
(FOCUS SPOT 4Z PEARL)
Ordering Code: 1237000205



FOCUS HYBRID

CODE: 1237000325



COLOR WHEEL



GOBO WHEEL 1 (ROTATING)



GOBO WHEEL 2 (STATIC)



SOURCE

- Cool White LED Engine, 7.500K
- Individual LED wattage : 200W
- Average lifetime: approximately 50,000 hrs

PHOTOMETRIC DATA

- 4,100 Total Lumens
- CRI: >70
- 57,433 LUX @ 5m (3.1° Beam)
- 1,293 LUX @ 5m (23.8° Beam)

EFFECTS

- 8-Facet Circular & 6-Facet Linear Rotating Prisms
- Replaceable Frost Filter (Heavy Frost Default)
- Motorized Zoom (2° to 24°)
- Motorized Focus
- Electronic Dimming & Strobe (1-20Hz)

COLOR

- 1 Color Wheel with 11 dichroic colors, includes 3200 CTO Filter

GOBOS

- 2 Gobo Wheels with 7 Interchangeable Rotating-Indexing Gobos and 15 Static-Stamped Gobos

CONTROL

- Pan: 540-degrees
- Tilt: 270-degrees
- 3 DMX Channel Modes (19 / 23 / 25)
- WiFLY EXR Wireless DMX Built-in (700M line of sight)
- RDM (Remote Device Management)
- 6 Button Touch Control Panel
- Full Color 180° Reversible LCD Menu Display
- 8 / 16 Bit Resolution Adjustable Movement

CONNECTIONS

- 5 pin XLR DMX In/Out
- Locking In/Thru power connections
- Antenna on rear for WiFLY EXR Wireless DMX connection

DIMENSIONS & WEIGHT

- Dimension: 176 x 278 x 533mm
- Weight: 14.10kg

ELECTRICAL & THERMAL

- AC 100-240V - 50/60Hz
- Max Power Consumption: 335W
- Max ambient temperature: -13°F to 113°F (-25°C to 45°C)
- Max housing temperature: 136°F [58°C]

TECHNICAL DATA

- DB Rating @ 1m: 43.2dB
- BTU: 0.32
- BTU/H: 1,142.35

INCLUDED ACCESSORIES

- 1 Power cable
- 2 Omega brackets



WWW.ADJ.EU

Specifications are subject to change without notice

WWW.ADJ.EU

Specifications are subject to change without notice

FOCUS WASH 400

CODE: 1237000240



FOCUS BEAM LED

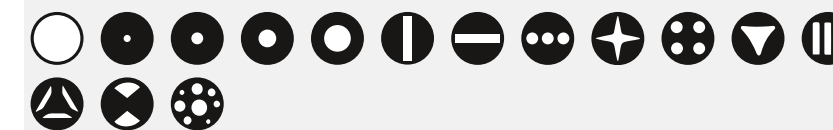
CODE: 1237000208



COLOR WHEEL



GOBO WHEEL (FIXED)



SOURCE

- Source: 400W RGBACL LED Engine
- Average lifetime: approximately 50,000 hrs

PHOTOMETRIC DATA

- 7783 Lumen
- 730 Lux @5m / 43°
- 4451 Lux @5m / 9°

OPTICS

- Zoom range: 9 - 41°
- Field Angle: 19 - 54°
- Fresnel Lens
- Motorized Zoom

CONTROL

- DMX-512 Protocol
- 5 DMX Channel Modes (Basic (17), Standard (22), Extended (24), CMY Standard (18) or CMY Extended (24))
- RDM compatible (Remote Device management)
- 16bit dimming 0-100%
- 6 Dimming Modes: Standard, Stage, TV, Architectural, Theatre, Stage 2
- 4 Dimming Curves : Linear / Square / Inverse Square / S-Curve
- Various strobe effects
- LCD Menu Display with 6-button Control
- 3 Fan settings : Auto, High and Low Noise

COLORS

- RGBACL Color Mixing (Red, Green, Blue, Amber, Cyan, Lime)
- CRI: 94
- Preset Color Temperatures (2700k, 3200k, 4000k, 5600k and 6500k)

CONSTRUCTION

- Metal casting with ABS housing
- Omega bracket with quick locks

ELECTRICAL

- Multivoltage : 100-240V 50/60Hz
- Power Draw : 438W

CONNECTIONS

- Locking 3- & 5-pin DMX In/Out
- IP65 Locking Power In/Out

DIMENSIONS & WEIGHT

- Dimensions: 213 x 278 x 568mm
- Weight: 10,7kg

INCLUDED ACCESSORIES

- Snoot
- 1x40° Linear Lens
- 2 Omega Brackets
- Safety Cable
- IP65 Locking Power Cable

SOURCE

- Source: Cool White LED Engine
- Individual LED wattage : 80W
- Average lifetime: approximately 50,000 hrs
- Color Temperature: 7400K

PHOTOMETRIC DATA

- Lux: 24,470 Lux @10m

OPTICS

- Beam Angle: 2.5 degrees
- Motorized Focus
- Rotating 6-facet Linear & rotating 8-facet Circular prism with overlay
- Linear Frost

CONTROL

- DMX-512 Protocol
- 2 DMX Channel Modes: 16 & 18 Channels
- RDM compatible (Remote Device management)
- 16bit dimming 0-100%
- 6 Dimming Modes: Standard, Stage, TV, Architectural, Theatre, Stage 2
- 4 Dimming Curves : Linear / Square / Inverse Square / S-Curve
- Adjustable Gamma Brightness : 1.0 / 2.0 / 2.2 / 2.4 / 2.6 or 2.8
- Adjustable LED Refresh Rate from 900Hz to 25kHz for flickerfree operation
- Various strobe effects
- 6-button Color display
- 16bit Pan: 540 & 630 degrees
- 16 bit Tilt: 270 degrees
- 3 Fan settings : Auto, High and Low Noise

COLORS

- 1 color wheels with 13 dichroic colors + white (includes CTO)

GOBOS

- 1 Gobo wheel with 14 fixed Gobos + open
- Gobo Shake Effect

CONSTRUCTION

- Plastic housing
- Omega bracket with quick locks

ELECTRICAL



- Multivoltage : 100-240V 50/60Hz
- Power Draw : 136W

CONNECTIONS

- Locking 3-pin DMX In/Out
- Locking Power In/Out
- USB firmware update port

DIMENSIONS & WEIGHT

- Dimensions: 278,61 x 191,8 x 447,3mm
- Weight: 12,25kg



WWW.ADJ.EU

Specifications are subject to change without notice

WWW.ADJ.EU

Specifications are subject to change without notice

FOCUS FLEX L19

CODE: 1237000332



SOURCE

- 19 x 40-Watt RGBL LEDs (50,000 hr.)
- CT: 2700K ~ 10,000K

PHOTOMETRIC DATA

- Lumens: 7,814 (Zoomed Out, Full On)
- CRI: 83.4
- 39,975 lux / 4.3° beam @ 5m
- 1,422 lux / 28.3° beam @ 5m

FEATURES

- Moving Light Pixel Wash
- Individual Pixel Control
- Built-In Pixel Effect Programs
- Electronic Strobe / Dimmer
- Pan/Tilt: 540/630 x 260
- Beam Angle: 4.3° ~ 29°
- Field Angle: 5° ~ 50°
- Color Calibrated Pixels so units match from batch to batch
- Virtual CMY DMX Control Modes
- Virtual Foreground and Background Color Wheel Control
- Selectable LED Refresh Rates (900Hz~25kHz)
- Selectable Dim Modes: Standard, Stage, TV, Arch., Theatre, Stage 2 and user settable Dim Speed (0.1S~10S)
- 4 Dim Curves: Square, Linear, Inv. Square and S. Curve
- 0-100% smooth dimming
- Fan Cooled

COLORS

- Virtual CMY DMX Control Modes
- Virtual Foreground and Background Color Wheel Control
- Built-In Color Macros
- 2,700K ~ 10,000K Linear White Color Temperature Control
- Color Temperature Presets: 2,700, 3,000, 3,200, 4,000, 4,500, 5,000, 5,600, 6,500, 8,000 and 10,000K

CONTROL

- 5 DMX Modes - 16/25/98/25 CMY/28 CMY Channel Modes
- Color LCD display with 6-button function menu
- Control: DMX512, Aria X2, ArtNet, sACN and KlingNet
- Built-In Effect Pixel Programs with Speed and Fade Control
- RDM (Remote Device Management) compliant

PAN/TILT

- Pan: 540/630°
- Tilt: 250°

CONNECTIONS

- DMX Connections: 5-pin XLR In/Out
- RJ45 In/Out
- Power Connections: Indoor Locking Power In/Out

ELECTRICAL

- Multi-voltage operation: 90-240V, 50/60Hz
- Max power consumption: 918W

DIMENSIONS & WEIGHT

- Dimension: 400 x 259 x 405.5mm
- Weight: 19kg

INCLUDED ACCESSORIES:

- 180mm Omega Brackets (2x)
- 1.83M locking power cable
- Safety Cable

APPROVALS / RATING

- IP20

FOCUS FLEX L7

CODE: 1237000331



SOURCE

- 7 x 40-Watt RGBL LEDs (50,000 hr.)
- CT: 2700K ~ 10,000K

PHOTOMETRIC DATA

- Lumens: 3500 (Zoom Out, full on)
- CRI: 83.4
- 14,326 lux / 4° beam @ 5m
- 367 lux / 35° beam @ 5m

FEATURES

- Moving Head Pixel Wash with Pixel Effects
- Electronic Strobe / Dimmer
- Beam Angle: 4 ~ 35°
- Field Angle: 6 ~ 55°
- Color Calibrated Pixels so units match from batch to batch
- Virtual CMY DMX Control Modes
- Virtual Foreground and Background Color Wheel Control
- Selectable LED Refresh Rates (900Hz~25kHz)
- Selectable Dim Modes: Standard, Stage, TV, Arch., Theatre, Stage 2 and user settable Dim Speed (0.1S~10S)
- 4 Dim Curves: Square, Linear, Inv. Square and S. Curve
- 0-100% smooth dimming
- Various strobe speeds
- USB firmware update port
- Fan Cooled
- Antenna for WiFLY EXR Wireless DMX

COLORS

- Virtual CMY DMX Control Modes
- Virtual Foreground and Background Color Wheel Control
- Built-In Color Macros
- 2,700K ~ 10,000K Linear White Color Temperature Control
- Color Temperature Presets: 2,700, 3,000, 3,200, 4,000, 4,500, 5,000, 5,600, 6,500, 8,000 and 10,000K

CONTROL

- 7 DMX Modes - 16/25/34/42/50/25 (CMY) / 28 (CMY) Channels
- Color LCD display with 6-button function menu
- Control Mode: DMX512 or internal programs
- Built-In Effect Pixel Programs with Speed and Fade Control
- Various strobe speeds
- USB firmware update port
- RDM (Remote Device Management)
- WiFLY Wireless DMX built-in (700M line of sight)

PAN/TILT

- Pan: 540/630 degrees
- Tilt: 265 degrees

CONNECTIONS

- DMX Connections: 5-pin XLR In/Out
- Power Connections: Indoor Locking Power In/Out

ELECTRICAL

- Multi-voltage operation: 90-240V, 50/60Hz
- Max power consumption: 337W

DIMENSIONS & WEIGHT




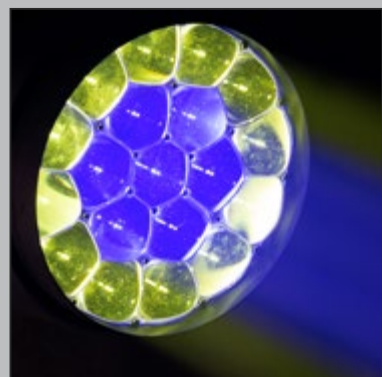
- Dimension: 233x177x349mm
- Weight: 7kg

INCLUDED ACCESSORIES

- Omega Brackets
- 1.83M locking power cable
- Safety Cable

APPROVALS / RATING

- IP20



WWW.ADJ.EU

Specifications are subject to change without notice

WWW.ADJ.EU

Specifications are subject to change without notice

FOCUS FLEX

CODE: 1237000318



VIZI WASH Z37

CODE: 1226100374



SOURCE

- 7 x 40-Watt RGBW LEDs (50,000 hr.)

PHOTOMETRIC DATA

- Lumens: 3240 (Zoom Out, full on)
- CRI: 79
- 15.140 lux / 4° beam @ 5m
- 378 lux / 35° beam @ 5m

FEATURES

- Moving Head Pixel Wash with Pixel Effects
- Electronic Strobe / Dimmer
- Pan/Tilt: 540/630 x 265
- Beam Angle: 4 ~ 31°
- Field Angle: 5 ~ 55°
- Color Calibrated Pixels so units match from batch to batch
- Selectable LED Refresh Rates (900Hz~25kHz)
- Selectable Dim Modes: Standard, Stage, TV, Architectural, Theatre, Stage 2 and user settable Dim Speed (0.1S~10S)
- 4 Dim Curves: Square, Linear, Inv. Square and S-Curve
- 0-100% smooth dimming
- Various strobe speeds
- USB firmware update port
- Fan Cooled
- Antenna for WiFLY Wireless DMX
- Various strobe speeds

COLORS

- Virtual CMY DMX Control Modes
- Virtual Foreground and Background Color Wheel Control
- Built-In Color Macros
- 2700k ~ 10,000 Linear White Color Control
- Color Temperature Presets: 2700, 3000, 3200, 4000, 4500, 5000, 5600, 6500, 8000 and 10,000K

CONTROL

- 7 DMX Modes - 16/25/34/42/50/25 (CMY)/28 (CMY) Channels
- Color LCD display with 6-button function menu
- Control Mode: DMX512 or internal programs
- Built-In Pixel Effect Programs with Speed and Fade Control
- USB firmware update port
- RDM (Remote Device Management)
- WiFLY Wireless DMX built-in (700m line of sight)

PAN/TILT

- Pan: 540/630°
- Tilt: 265°

CONNECTIONS

- DMX Connections: 5-pin XLR In/Out
- Power Connections: Locking Power In/Out

ELECTRICAL

- Multi-voltage operation: 90-240V, 47/63Hz
- Max power consumption: 340W

DIMENSIONS & WEIGHT

- Dimension: 233x177x349mm
- Weight: 7kg

INCLUDED ACCESSORIES

- Omega Brackets
- Locking power cable

APPROVALS / RATING

- IP20

SOURCE

- 37 x 20W OSRAM RGBW QUAD-LEDs

PHOTOMETRIC DATA

- Max. 9710 Lumens (Zoom out, Full on)
- 1250 Lux @5m at 60°
- 17609 Lux @5m at 10°

OPTICS

- Motorized Zoom 10°-60° (Field Angle)

FEATURES

- 16bit Electronic Dimming 0-100%
- 6 Dim Modes (Standard, Stage, TV, Architectural, Theatre, Stage 2)
- Adjustable Dimmer Delay Time: 0.1 - 10 sec
- 4 Dim Curves: Linear, Square, Inv. Square, S-curve.
- 11-Zone or 4 Ring-Control
- 3 Fan Modes : Auto/High/Silent

CONTROL

- 2 Operational Modes: Program Mode & DMX Control
- 9 DMX Channel Mode: 14, 15, 17, 18, 19, 38, 39, 72 or 73 Channels
- RDM compatible (Remote Device management)
- Display: Color display with 4-button function menu

PAN/TILT

- Pan/Tilt Target Mode
- Pan: 16bit 540°
- Tilt: 16bit 270°

COLORS

- RGBW Color Mixing
- 64 Color Presets
- Built-In Zone Chase Patterns
- 44 Color Temperature Presets 2700K - 7000K

CONSTRUCTION

- PVC molding
- Includes Quicklock Omega Brackets

ELECTRICAL

- Power voltage: AC100-240V, 50/60Hz (Multi-voltage)
- Power consumption: 525W

CONNECTIONS


- 3-& 5pin Locking DMX In/Out connections
- Locking Power In connection
- USB-Service Port for Firmware updates

DIMENSIONS & WEIGHT

- Dimension: 408,4 x 226 x 520,3
- Weight: 18kg

APPROVALS / RATING

- IP20



WWW.ADJ.EU

Specifications are subject to change without notice

WWW.ADJ.EU

Specifications are subject to change without notice

VIZI WASH Z19

CODE: 1226100374



DISCHARGE MOVING HEADS

SOURCE

- 19 x 20W OSRAM RGBW QUAD-LEDs

PHOTOMETRIC DATA

- 5436 Lumens (Zoom out, full on)
- 9960 Lux @ 5m at 10°
- 694 Lux @ 5m at 60°

OPTICS

- Motorized Zoom: 10°-60° (field angle)

COLORS

- RGBW Color Mixing
- 64 Color Presets
- Built-In Zone Chase Patterns
- 44 Color Temperature Presets 2700K - 7000K

CONSTRUCTION

- PVC molding
- Includes Quicklock Omega Brackets

CONTROL

- 2 Operational Modes: Program Mode & DMX Control
- 8 DMX Channel Mode: 13, 14, 17, 18, 29, 30, 45 or 46 Channels
- RDM compatible (Remote Device management)
- 16bit Electronic Dimming 0-100%
- 6 Dim Modes (Standard, Stage, TV, Architectural, Thetare, Stage 2)
- Adjustable Dimmer Delay Time: 0.1 - 10 sec
- 4 Dim Curves (Square, Linear, Inverted Square, S-Curve)
- Display: Color display with 4-button function menu
- 7-Zone & 3 Ring-Control
- 16bit Pan 540°
- 16bit Tilt 270°
- Pan/Tilt Target Mode
- 3 Fan Modes : Auto/High/Silent

ELECTRICAL

- Power voltage: AC100-240V, 50/60Hz (Multi-voltage)
- Power consumption: 285W

CONNECTIONS

- 3- & 5pin Locking DMX In/Out connections
- Locking Power In/Out connection
- USB-Service Port for Firmware updates

DIMENSIONS & WEIGHT

- Dimension: 306.6 x 195 x 393.3mm
- Weight: 9,4kg

APPROVALS / RATING

- IP20



WWW.ADJ.EU

Specifications are subject to change without notice

VIZI BEAM CMY

CODE: 1237000338

NEW



COLOR WHEEL



GOBO WHEEL (STATIC)



LIGHT SOURCE

- OSRAM Sirius HRI 310W PRO Discharge Lamp (6,000 hr.)
- Color Temperature: 7850K (+/- 500K)
- CRI: 86 (+/- 5)

FEATURES

- CMY Color Mixing
- On-Board Wireless DMX
- Motorized Focus + 16-bit Fine Focus
- 2° Beam Angle
- Frost Filter (to create wash effect)
- High Quality Glass Lens
- 2 Rotating Prisms
- 0-100% Smooth Dimming
- Pan/Tilt Locks
- Various Strobe Speeds
- OTA, Wireless, Firmware Updates
- Fan Cooled

COLOR WHEEL

- 14 Dichroic Colors + White (includes CTO (3200K), CTB (9000K) & UV)
- Indexable Color Wheel (for split colors)
- Separate Multi-Color Effect

GOBO WHEEL

- 17 Static GOBOS + Open (4 GOBOS are beam reducers)
- GOBO Shake Effect

PRISM WHEEL

- 2 Rotating prisms
- 16-Facet circular and 6 facet linear prisms
- Prisms Overlay

CONTROL

- Protocols: DMX512 & RDM
- Control Mode: DMX512 & Manual (On-board Controls)
- 2 DMX Channel Modes: 14/16 Channels
- Color LCD Display (with 4-button function menu)
- 0-100% Smooth Dimming
- Various Strobe Speeds
- With Wired Digital Communication Network

PAN/TILT

- Pan: 540 Degrees (plus 16-bit fine pan)
- Tilt: 270 degrees (plus 16-bit fine tilt)
- 3-Phase, High Speed, Pan/Tilt Motors

CONNECTIONS

- DMX Connections: 5-pin DMX In/Out (Data link max: 32 fixtures)
- Power Connections: Outdoor Locking In/Out Connections (to daisy chain power)

ELECTRICAL

- Multi-voltage Operation: 100-240V, 50/60Hz
- Max Power Consumption: 390W (@230V)

DIMENSIONS / WEIGHT

- Dimension: 248 x 364 x 454.8mm
- Weight: 17.5kg

WHAT'S INCLUDED

- 2x Omega Brackets (107 Type)
- 1x 2M, Outdoor Locking 14AWG Power Cord



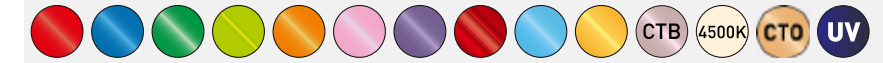
VIZI BEAM RX2

CODE: 1237000337

NEW



COLOR WHEEL



GOBO WHEEL



LIGHT SOURCE

- OSRAM Sirius HRI 100W Discharge Lamp (6,000 hr.)
- Color temperature: 9000K (+/- 300K)

FEATURES

- On-Board Wireless DMX
- Motorized Focus + 16-Bit Fine Focus
- 2° Beam Angle
- Frost Filter (to create wash effect)
- High Quality Glass Lens
- 2 Rotating Prisms
- 0-100% Smooth Dimming
- Various Strobe Speeds
- OTA, wireless, firmware updates
- Fan cooled

COLOR WHEEL

- 14 Dichroic Colors + white (Includes CTO (3200K), CTB (9000K) & UV)
- Indexable Color Wheel (for Split Colors)

GOBO WHEEL

- 15 static GOBOS + open (3 GOBOS are beam reducers)
- GOBO Shake Effect

PRISM WHEEL

- 2 Rotating prisms
- 16-Facet circular and 6 facet linear prisms
- Prisms Overlay

CONTROL

- Protocols: DMX512 & RDM
- Control Mode: DMX512 & Manual (On-board Controls)
- 2 DMX Channel Modes: 12/16 Channels
- Color LCD display with 4-button function menu
- 0-100% smooth dimming
- Various strobe speeds
- With Wired Digital Communication Network

PAN/TILT


- Pan: 540 Degrees (plus 16-bit fine pan)
- Tilt: 270 degrees (plus 16-bit fine tilt)
- 3-Phase, High Speed, Pan/Tilt Motors

CONNECTIONS

- DMX Connections: 5-pin DMX In/Out (Data link max: 32 fixtures)
- Power Connections: Outdoor locking In/Out connections to daisy chain power

ELECTRICAL

- Multi-voltage Operation: 100-240V, 50/60Hz
- Max power consumption: 157W (@230V)



WWW.ADJ.EU

Specifications are subject to change without notice

WWW.ADJ.EU

Specifications are subject to change without notice

VIZI BEAM 12RX

CODE: 1237000303



COLOR WHEEL



GOBO WHEEL



SOURCE

- Philips Platinum 12R Long Life Discharge
- Lamp Wattage: 260W
- Average Lifetime: 6,000 hrs
- Color Temperature : 7500K

PHOTOMETRIC DATA

- CRI: 74
- Lux: 70,000 lux @20m

OPTICS

- Beam Angle: 0.8°
- Field Angle: 1.8°
- High Quality Glass Lens
- 24-facet rotating circular prism
- 6-facet rotating linear prism
- Linear Frost filter
- Motorized 16bit Focus

CONTROL

- 2 operational Modes: Internal Programs or DMX Control
- 2 DMX Channel Modes: 14 or 16 Channels
- RDM compatible (Remote Device management)
- 16bit Pan 540°
- 16bit Tilt 270°
- Various strobe effects
- Display: Color display with 4-button function menu

COLORS

- 1 Color Wheel with 11 colors + CTO + CTB + UV + White
- Split Colors

GOBOS

- 1 metal Gobo Wheel with 12 static Gobos + 4 beam reducers + Open

CONSTRUCTION

- PVC molding
- Includes omega brackets

ELECTRICAL

- Power voltage: AC100-240V, 50/60Hz (Multi-voltage)
- Power consumption: 371W

CONNECTIONS

- 3 & 5-pin Locking DMX In/Out connections
- IP65 Locking Power In/Out connections
- USB Service Port for software updates

DIMENSIONS & WEIGHT

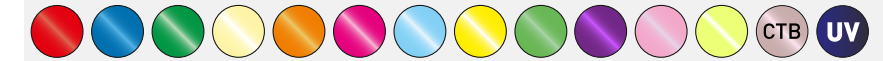
- Dimension: 350 × 343.5 × 565mm
- Weight: 18kg

VIZI BEAM RXONE

CODE: 1237000146



COLOR WHEEL



GOBO WHEEL



SOURCE

- Osram Sirius HRI Long Life Discharge
- Lamp Wattage: 100W
- Average Lifetime: 6,000 hrs
- Color Temperature : 9000K

PHOTOMETRIC DATA

- Lux: 62,500 lux @10m

OPTICS

- Beam Angle: 3°
- 16-facet rotating circular prism
- 21° Frost filter

CONTROL

- 3 operational Modes: Internal Programs, Sound Active or DMX Control
- 2 DMX Channel Modes: 15 or 17 Channels
- RDM compatible (Remote Device management)
- 16bit Pan 540°
- 16bit Tilt 270°
- Various strobe effects
- LCD display with 4-button function menu

COLORS

- 1 Color Wheel with 12 colors + CTB + UV + White
- Split Colors

GOBOS

- 1 metal Gobo Wheel with 11 static Gobos + 4 beam reducers + Open

CONSTRUCTION

- PVC molding
- Includes Quicklock Omega Bracket

ELECTRICAL

- Power voltage: AC100-240V, 50/60Hz (Multi-Voltage)
- Power consumption: 199W

CONNECTIONS

- 3-pin Locking DMX In/Out connections
- Locking Power In/Out connections

DIMENSIONS & WEIGHT

- Dimension: 279 × 225 × 387mm
- Weight: 9,2kg



WWW.ADJ.EU

Specifications are subject to change without notice



WWW.ADJ.EU

Specifications are subject to change without notice

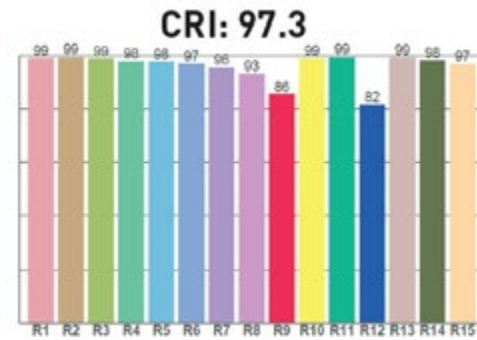


STAGE & THEATRE LIGHTING



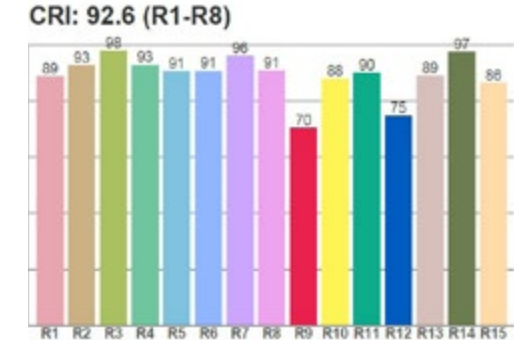
ENCORE FR PRO WW

CODE: 1237000319



ENCORE FR PRO COLOR

CODE: 1237000315



SOURCE

- 1 x 200W WW LED
- 50,000 Hour Average LED Life

PHOTOMETRIC DATA

- 12,312 Total Lumen Output (Full ON, Zoomed OUT)
- 60,451 LUX/5,616 FC @ 2m (Zoomed IN)
- 5,936 LUX/552 FC @ 2m (Zoomed OUT)
- 97,2 CRI, 86 R9 @ 2m (Zoomed IN)
- Beam Angle 10° - 46°
- Max Field Angle 59°
- Color Temperature: 3000K

EFFECTS

- Motorized Zoom
- Electronic Dimmer and Strobe (1-20Hz)
- Variable 16-bit Dimming Modes and Curves

CONTROL AND CONNECTIONS

- Dimmer and Zoom Rotary Dials
- (4) DMX Channel Modes (2 / 4 / 6 / 8)
- 4 Button Control Panel LCD Menu Display
- RDM (Remote Device Management)
- 3/5pin DMX and Locking Power Cable In/Out
- USB Service Port

DIMENSIONS & WEIGHT

- Dimension: 414.5 x 360.1 x 490mm
- Weight: 9.45kg

ELECTRICAL AND THERMAL

- AC 100-240V - 50/60Hz
- 258 W Max Power Consumption
- Working temperature: 15°C to 45°C
- Power Linking: 10Pcs @ 240V

INCLUDED ACCESSORIES

- Gel Frame
- Locking Power Cable
- Barn Doors

APPROVALS AND RATINGS

- CE | cETLus | IP20

OPTIONAL ACCESSORIES



ENCORE FR PRO PO BRACKET
Code: 1237000333

SOURCE

- 1X400W 6-IN-1 LED
- 50,000 Hour Average LED Life

PHOTOMETRIC DATA

- 9,237 Total Lumen Output (Full ON, Zoomed Out to Full)
- 23,179 LUX/2,153 FC @2m (Zoomed In / Full ON)
- 2,860 LUX/266 FC @2m (Zoom Out / Full ON)
- Beam Angle 9° - 37°
- Max Field Angle 50°
- Color Temperature: Tunable, 2400K to 8500K
- CRI: 92+

EFFECTS

- Motorized zoom
- Electronic Dimmer and Strobe (1-20Hz)
- Variable 16-bit Dimming Modes and Curves
- Virtual CMY Color Mixing DMX Control Modes
- Tunable White Color Temperature from 2400K to 8500K
- 62 Preset White Color Temp Macros (2400K to 8500K)
- Virtual Color Swatch Book with 60 preset colors
- 64 Preset RGBA Color macro's

CONTROL/CONNECTIONS

- Dimmer and Zoom Rotary Dials
- 5 DMX Channel Modes (14 / 17 / 19 / 13 CMY / 19 CMY)
- 4 Button Control Panel LCD Menu Display
- Adjustable Refresh Rate (68 presets from 900 - 25,000Hz)
- 6 Preset Dim Modes (Standard, Stage, TV, Architectural, Theatre and Stage 2)
- Dim Speed Options (0.1s to 10s)
- 4 Dim Curves (Square, Linear, Inv. Squa and S. Curve)
- RDM (Remote Device Management)
- 3/5pin DMX and IP65 Locking Power Cable In/Out
- Locking Power Input and Output
- USB Service Port

DIMENSIONS & WEIGHT

- Dimension: 414.5 x 360.1 x 490mm
- Weight: 9.45kg

ELECTRICAL/THERMAL

- AC 100-240V - 47/63Hz
- 450W Max Power Consumption
- -15°C to 45°C
- Power Linking: 5Pcs @ 240V

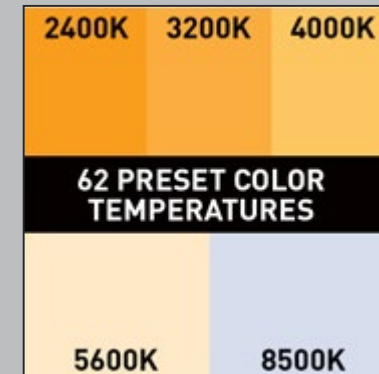
INCLUDED ITEMS

- Gel Frame
- Power Cable
- 8-blade Barndoor

OPTIONAL ACCESSORIES



ENCORE FR PRO PO BRACKET
Code: 1237000333



WWW.ADJ.EU

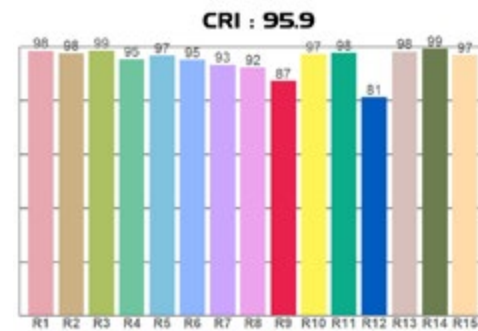
Specifications are subject to change without notice

WWW.ADJ.EU

Specifications are subject to change without notice

ENCORE FR150Z

CODE: 1237000174



SOURCE

- Light Source: 1 WW COB-LED
- Individual LED wattage : 130W
- Average LED lifetime : approximately 50,000 hrs.
- Color Temperature: 3000K
- CRI: 95.9

OPTICS

- Adjustable Beam Angle: 15-38 degrees
- 8-inch/200mm Fresnel Lens

CONTROL

- 2 operational Modes : Manual WW Dimmer Mode and DMX Control
- 6 DMX Modes: 1, 2, 2-2, 3, 2-3 & 4-channel
- RDM compatible
- 16bit Electronic Dimming: 0 - 100%
- 6 selectable Dim Modes (Standard, Stage, TV, Architectural, Theatre & Stage 2)
- Adjustable Dim Curves (Linear, Square, Inv. Square and S-Curve)
- Adjustable Fanmodes (Auto, Low, High)
- LED pulse and strobe effect
- 4-button, DMX digital display on rear panel

COLORS

- Warm White 3000K

CONSTRUCTION

- Robust extruded aluminium housing
- Manual Zoom Knob
- Barndoors included

ELECTRICAL

- Multivoltage 100-240V 50/60Hz
- Power Consumption: 150W

CONNECTIONS


- 3 & 5-pin Locking DMX In/Out connections
- Locking Power In/Out connections
- USB port for Firmware Update

DIMENSIONS & WEIGHT

- Dimensions (LxWxH):
- Without Barndoors: 276 x 298.62 x 416mm
- With Barndoors: 422.23 x 298.62 x 416mm
- Weight:
- Without Barndoors: 6,8kg
- With Barndoors: 7,4kg

INCLUDED ACCESSORIES

- Barndoor & Gel Frame

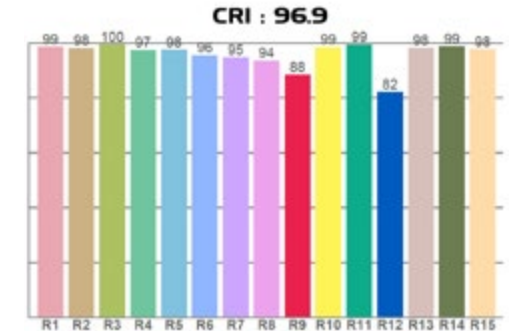


WWW.ADJ.EU

Specifications are subject to change without notice

ENCORE FR50Z

CODE: 1237000173



SOURCE

- Light Source: 1 WW COB-LED
- Individual LED wattage : 50W
- Average LED lifetime : approximately 50,000 hrs.
- Color Temperature: 3000K
- CRI: 96.9

OPTICS

- Adjustable Beam Angle: 14-30 degrees
- 6-inch/150mm Fresnel Lens

CONTROL

- 2 operational Modes : Manual WW Dimmer Mode and DMX Control
- 6 DMX Modes: 1, 2, 2-2, 3, 2-3 & 4-channel
- RDM compatible
- 16bit Electronic Dimming: 0 - 100%
- 6 selectable Dim Modes (Standard, Stage, TV, Architectural, Theatre & Stage 2)
- Adjustable Dim Curves (Linear, Square, Inv. Square and S-Curve)
- Adjustable Fanmodes (Auto, Low, High)
- LED pulse and strobe effect
- 4-button, DMX digital display on rear panel

COLORS

- Warm White 3000K
- Construction
- Robust extruded aluminium housing
- Manual Zoom Knob
- Barndoors included

ELECTRICAL

- Multivoltage 100-240V 50/60Hz
- Power Consumption: 50W

CONNECTIONS


- 3-pin Locking DMX In/Out connections
- Locking Power In/Out connections
- USB port for Firmware Update

DIMENSIONS & WEIGHT

- Dimensions (LxWxH):
- Without Barndoors: 232.8 x 238.05 x 298.25mm
- With Barndoors: 339.8 x 238.05 x 298.25mm
- Weight:
- Without Barndoors: 3,8kg
- With Barndoors: 4,3kg

INCLUDED ACCESSORIES

- Barndoor & Gel Frame



WWW.ADJ.EU

Specifications are subject to change without notice

ENCORE FR20 DTW

CODE: 1237000189



SOURCE

- Light Source: 1 WW COB-LED
- Individual LED wattage : 17W
- Average LED lifetime : approximately 50,000 hrs.
- Color Temperature: 3000K
- CRI: 92

OPTICS

- Beam Angle: 19 degrees
- Additional 45° Lens-Kit included

CONTROL

- 2 operational Modes : Manual Dimming Potentiometer or DMX Control via external TRIAC Dimmer
- Electronic Dimming: 0 - 100% via potentiometer

COLORS

- Warm White 3000K

CONSTRUCTION

- Robust extruded aluminium housing
- Manual Dimming knob on rear
- Barndoors & Gel Filter Frame included

ELECTRICAL

- Multivoltage 100-240V 50/60Hz
- Power Consumption: 17W

CONNECTIONS

- Fixed Power Cable

DIMENSIONS & WEIGHT

- Dimensions (LxWxH):
- Without Barndoors: 185 x 160.89 x 209.85mm
- With Barndoors: 269.21 x 160.89 x 209.85mm
- Weight:
- Without Barndoors: 1,95kg
- With Barndoors: 2,25kg

INCLUDED ACCESSORIES

- Barndoor & Gel Frame

ALSO AVAILABLE IN WHITE

Code: 1237000209



PRO FS STAND

CODE: 1731000009



PRO FS STAND SPECIFICATIONS

- Minimum Working Height: 1006mm
- Maximum Working Height: 1387mm
- Minimum Working Height, including FS Pan Glide: 1030mm
- Maximum Working Height, including FS Pan Glide: 1410mm
- Net Weight: 5,5kg
- Center pipe: 35mm
- Maximum Weight Capacity: 50kg

LIGHTING FIXTURE AND FS PAN GLIDE SOLD SEPARATELY



FS PAN GLIDE

CODE: 1731000010



- ### FS PAN GLIDE SPECIFICATIONS
- Top Bolt Thread size: M10
 - Bottom Pole Opening Depth: 39mm
 - Bottom Pole Opening Width: 35mm



STAND AND BRACKET SOLD SEPARATELY

ENCORE PROFILE PRO WW

CODE: 1237000306



SOURCE

- Light Source: 1 WW LED-Engine
- Individual LED wattage : 260W
- 10.000 Lumen (with 26° lens)
- Average LED lifetime : approximately 50,000 hrs.
- CRI: 97

OPTICS

- Manual Focus
- Manual Framing Shutters
- Optional Fixed Lenses (14°, 19°, 26°, 36° and 50°) available.
- Optional Zoom Lenses (15-30° and 25-50°) available

CONTROL

- 2 operational Modes : Manual WW Dimmer Mode and DMX Control
- 3 DMX Modes: 1, 3 & 4-channel
- RDM compatible
- Electronic Dimming: 0 - 100%
- 6 selectable Dim Modes (Standard, Stage, TV, Architectural, Theatre and Stage 2)
- Adjustable Dim speed from 0.1 seconds - 10 seconds
- 4 selectable Dim Curves (Linear, Square, Inv. Square, S-Curve)
- Adjustable LED Refresh Rate : 900Hz - 25kHz
- LED pulse and strobe effect
- Quiet Fan Cooling
- 4-button, digital touch display on rear panel

COLORS

- Warm White 3200K

GOBOS

- Supports B-Size, HT Transparency Gobos

CONSTRUCTION

- Metal Housing
- Gobo Holder included
- Manual Framing Shutters

ELECTRICAL

- Multivoltage 100-240V 50/60Hz
- Power Consumption: 250W
- Operational temperature: -10 to 45 degrees

CONNECTIONS

- 5-pin Locking DMX In/Out connections
- IP65 Locking Power In/Out connections

DIMENSIONS & WEIGHT

- Dimension: 688 x 287 x 450mm
- Weight: 9,1kg

OPTIONAL ACCESSORIES



ENCORE PROFILE PRO COLOR

CODE: 1237000307



SOURCE

- Light Source: 1 RGBAWL LED-Engine (Red, Green, Blue, Amber, White and Lime)
- Individual LED wattage : 250W
- 6000 Lumen (with 26° lens)
- Average LED lifetime : approximately 50,000 hrs.
- CRI: >90

OPTICS

- Manual Focus
- Manual Framing Shutters
- Optional Lenses 14°, 19°, 26°, 36° and 50° available.
- Optional Fixed Lenses (14°, 19°, 26°, 36° and 50°) available.
- Optional Zoom Lenses (15-30° and 25-50°) available

CONTROL

- 2 operational Modes : Manual RGBAWL Dimmer Mode and DMX Control
- 6 DMX Modes: 2, 4, 6, 13, 14 & 16-channel
- RDM compatible
- Electronic Dimming: 0 - 100%
- 6 selectable Dim Modes (Standard, Stage, TV, Architectural, Theatre and Stage 2)
- Adjustable Dim speed from 0.1 seconds - 10 seconds
- 4 selectable Dim Curves (Linear, Square, Inv. Square, S-Curve)
- Adjustable LED Refresh Rate : 900Hz - 25kHz

- LED pulse and strobe effect
- Quiet Fan Cooling
- 4-button, digital touch display on rear panel

COLORS

- RGBAWL Color Mixing

GOBOS

- Supports B-Size, HT Transparency Gobos

CONSTRUCTION

- Metal Housing
- Gobo Holder included
- Manual Framing Shutters

ELECTRICAL

- Multivoltage 100-240V 50/60Hz
- Power Consumption: 250W
- Operational temperature: -10 to 45 degrees



CONNECTIONS

- 5-pin Locking DMX In/Out connections
- IP65 Locking Power In/Out connections

DIMENSIONS & WEIGHT

- Dimension: 688 x 287 x 450mm
- Weight: 9,1kg

OPTIONAL ACCESSORIES



WWW.ADJ.EU

Specifications are subject to change without notice

WWW.ADJ.EU

Specifications are subject to change without notice



ENCORE PROFILE MINI WW

CODE: 1237000326



SOURCE

- 40W Warm White LED Engine
- 50,000 Hour Average LED Life

PHOTOMETRIC DATA

- >98CRI 900 Total Lumens
- 3000K Color Temperature

EFFECTS

- Electronic Strobe and Dimming
- Variable Dimming Curves and Dimming Modes

GOBOS

- Supports "E" Size
- GOBO Holder is included
- GOBOS are sold separately

CONTROL

- (3) DMX Channel Modes (1 / 3 / 4)
- Adjustable Refresh Rates (900-1500, 25,000 Hz)
- 4 Button Control Panel
- OLED Menu Display
- RDM (Remote Device Management)

CONNECTIONS

- Locking 5pin XLR Connector In/Out
- Locking Power Connector In/Out

DIMENSIONS & WEIGHT

- Length: 153mm (Without lens)
- Width: 144mm
- Height: 273mm
- Weight: 1.65kg

ELECTRICAL & THERMAL

- Convection Cooled
- AC 100-240V - 47/63Hz
- 45.7W Max Power Consumption
- Power Linking: 53pcs Max @230V
- Minimum and Maximum Ambient Temperatures: -10° to 45°C

APPROVALS & RATINGS

- CE | cETLus (Pending) | IP20

INCLUDED ITEMS

- (1) Locking Power Cable

OPTIONAL ACCESSORIES

- EP Mini Lens 1530 (15° - 30° Manual Zoom Lens)
- EP Mini Lens 2550 (25° - 50° Manual Zoom Lens)
- EP Mini BDA (barndoor)

OPTIONAL ACCESSORIES



EP MINI LENS 25-50Z



EP MINI LENS 15-30Z



EP MINI BDA



ENCORE PROFILE MINI COLOR

CODE: 1237000327



SOURCE

- 16x3.5W RGBWAL (Red/Green/Blue/White/ Amber/Lime) LED Engine
- 50,000 Hour Average LED Life

PHOTOMETRICS

- >86CRI 300 Total Lumens (4,200 CT)

EFFECTS

- Electronic Strobe and Dimming
- Variable Dimming Curves and Dimming Modes
- Independent dynamic white fader feature that achieves white color temperatures from 2700K to 7000K

GOBOS

- Supports "E" Size
- GOBO Holder is included
- GOBOS are sold separately

CONTROL

- 3 DMX Channel Modes (6/8/12)
- Adjustable Refresh Rate (900-1500, 25,000 Hz)
- 4 Button Control Panel
- OLED Menu Display
- RDM (Remote Device Management)

CONNECTIONS

- Locking 5pin XLR Connector In/Out
- IP65 Locking Power Connector In/Out
- USB Service Port

DIMENSIONS & WEIGHT

- Length: 153mm (Without lens)
- Width: 144mm
- Height: 273mm
- Weight: 1.65kg

ELECTRICAL & THERMAL

- Convection Cooling
- AC 100-240V - 47/63Hz
- 42.5W Max Power Consumption
- Power Linking: 57pcs Max @230V
- Minimum and Maximum Ambient Temperatures: -10° to 45°C

APPROVALS & RATINGS

- CE | cETLus (Pending) | IP20

INCLUDED ITEMS

- (1) Locking Power Cable

OPTIONAL ACCESSORIES:

- EP Mini Lens 1530 (15° - 30° Manual Zoom Lens)
- EP Mini Lens 2550 (25° - 50° Manual Zoom Lens)
- EP Mini BDA (barndoor)

OPTIONAL ACCESSORIES



EP MINI LENS 25-50Z



EP MINI LENS 15-30Z



EP MINI BDA

(LENS OPTIONAL)



WWW.ADJ.EU

Specifications are subject to change without notice

(LENS OPTIONAL)



WWW.ADJ.EU

Specifications are subject to change without notice




ENCORE PROFILE 1000 WW

CODE: 1237000134



GOBOS



SOURCE

- Light Source: 1 WW COB-LED
- Individual LED wattage : 120W
- Average LED lifetime : approximately 50,000 hrs.
- Color Temperature : 3200K
- CRI: 98

OPTICS

- Manually adjustable Beam Angle: 12 - 22°
- Manual Focus
- Manual Framing Shutters

COLORS

- Warm White 3200K

CONTROL

- 3 operational Modes : Manual WW Dimmer Mode, Fade Mode and DMX Control
- 3 DMX Modes: 1, 2 & 3-channel
- RDM compatible
- Electronic Dimming: 0 - 100%
- 5 selectable Dim Curves (Standard, Stage, TV, Architectural, Theatre)
- Built-in Fade Programs
- Adjustable Gamma Brightness : 2.0/2.2/2.4/2.8
- Adjustable LED Refresh Rate : 900Hz - 25kHz
- LED pulse and strobe effect
- Adjustable Fan Speed
- 4-button, digital display on rear panel

GOBOS

- 4 Gobos included
- Gobo Size: 61mm, 51mm visible, max thickness 2mm

CONSTRUCTION

- Metal Housing
- Gobo Holder & 4 Gobos included
- Manual Framing Shutters

ELECTRICAL

- Multivoltage 100-240V 50/60Hz
- Power Consumption: 144W

CONNECTIONS

- 3 & 5-pin Locking DMX In/Out connections
- Locking Power In/Out connections

DIMENSIONS & WEIGHT

- Dimensions (LxWxH): 560 x 250 x 385mm
- Weight: 8,5kg




ENCORE PROFILE 1000 COLOR

CODE: 1237000135



GOBOS



SOURCE

- Light Source: 1 RGBW COB-LED
- Individual LED wattage : 120W
- Average LED lifetime : approximately 50,000 hrs.

OPTICS

- Manually adjustable Beam Angle: 12 - 22°
- Manual Focus
- Manual Framing Shutters

COLORS

- RGBW Color Mixing
- 63 Color Macros
- 9 Color Temperature Presets : 3200K - 7200K

CONTROL

- 6 operational Modes : Manual RGBW Dimmer Mode, AutoRun, Static Color Mode, Color Fade Mode, Color Change Mode and DMX Control
- 5 DMX Modes: 4, 5, 6, 10 & 11-channel
- RDM compatible
- Electronic Dimming: 0 - 100%
- 5 selectable Dim Curves (Standard, Stage, TV, Architectural, Theatre)
- Built-in Color Change & Fade Programs
- Adjustable Gamma Brightness : 1.0/2.0/2.2/2.4/2.8
- Adjustable LED Refresh Rate : 900Hz - 25kHz
- LED pulse and strobe effect
- Adjustable Fan Speed
- 4-button, digital display on rear panel

GOBOS

- 4 Gobos included
- Gobo Size: 61mm, 51mm visible, max thickness 2mm

CONSTRUCTION

- Metal Housing
- Gobo Holder & 4 Gobos included
- Manual Framing Shutters

ELECTRICAL

- Multivoltage 100-240V 50/60Hz
- Power Consumption: 144W

CONNECTIONS

- 3 & 5-pin Locking DMX In/Out connections
- Locking Power In/Out connections


DIMENSIONS & WEIGHT

- Dimensions (LxWxH): 560 x 250 x 385mm
- Weight: 8,5kg



WWW.ADJ.EU

Specifications are subject to change without notice



WWW.ADJ.EU

Specifications are subject to change without notice

OPTIONAL ZOOM LENSES FOR ENCORE PROFILE PRO WW &
ENCORE PROFILE PRO COLOR



EP LENS 14
Code: 1237000314
14° Lens



EP LENS 19
Code: 1237000308
19° Lens



EP LENS 26
Code: 1237000309
26° Lens



EP LENS 36
Code: 1237000310
36° Lens



EP LENS 50
Code: 1237000311
50° Lens



**EP LENS ZOOM
15-30**
Code: 1237000316
15-30° Optical Zoom Lens

**EP LENS ZOOM
25-50**
Code: 1237000323
25-50° Optical Zoom Lens



**IRIS ENCORE
PROFILE PRO**
Code: 1226100420
Easy to insert 20-Blade iris



IP LED FIXTURES





JOLT PANEL FXIP

CODE: 1226200074

NEW



ELECTRAPIX BAR 16

CODE: 1226100503

NEW



LIGHT SOURCE

- 800 x 0.5-Watt RGB SMD LEDs + 48 x 5-Watt Cool White SMD LEDs
- 73° Beam Angle / 111° Field Angle
- Color LEDs Temperature: Red: 620-630nm; Green: 515-525nm; Blue: 460-470nm. / Cool White LED: 6900-7400K Color Temperature
- CRI: 69.4
- 50,000 Hour Average LED Life

FEATURES

- 40 x RGB + 6 x Cool White LED Zones
- 25 Built-in RGB LED Program Macros
- 9 Built-in Cool White LED Program Macros
- IP65-Rated for temporary outdoor and indoor use
- Aria X2 Wireless DMX Built-in
- Channel for Light Shaping Filters (to Blur Pixel Dots)
- End Cap Locking Mechanism and Connecting Plate (for seamless fixture linking)
- Built-in Holes to Connect an Omega Bracket (sold separately)

CONTROL

- Control Protocols: DMX, Aria X2 and RDM
- 10 DMX Channel Modes: 6, 9, 13, 18, 36, 41, 51, 81, 126 and 141 channel modes
- Dim Modes: 6 Presets (Standard, Stage, TV, Architectural, Theatre & Stage 2)
- Dim Curves: 4 Presets (Linear, Square Law, Inv Square Law & S Curve)
- 0-100% Smooth Dimming
- Strobe, Shutter & Pulse Control
- Max Strobe Rate 20Hz; Min Strobe Rate: 1Hz.
- Refresh Rate: 900Hz - 25kHz.
- With Wired Digital Communication Network
- Display: OLED Display with 4-Button Touch Menu

CONNECTIONS

- Data: IP65-rated Outdoor Locking 5-pin DMX In/Out
- Power: IP65-rated Outdoor Locking Power In/Out

ELECTRICAL

- 100-240V 50Hz/60Hz (Auto Sensing)
- Max Power Consumption: 208W @230V
- Max Power Link: 12pcs @230V
- Fuse Protected: T5A/250V Glass Fuse (5*20MM)

DIMENSIONS / WEIGHT

- Dimension: 153.8 x 417 x 263.5mm
- Weight: 6.2kg

WHAT'S INCLUDED

- 1x IP65-rated, 1.83m Power locking power cable

OPTIONAL ACCESSORIES

- 180mm Omega Bracket
- ADJ Light Shaping Filters

APPROVALS / RATINGS

- IP65



FEATURES

- 16 Pixel, Hex Color LED (RGBAL+UV) LED Bar
- Battery or Wall Powered
- Individual Pixel Control
- Built-In Foreground LED Programs
- Built-In Background LED Programs
- Variable White Color Temp. Control (2,700K ~ 9,900K)
- Built-In Alarm
- User Selectable LED Refresh Rates (900Hz ~ 25K)
- 6 User Selectable Dim Modes and 4 Curves
- Electronic Strobe (0.3Hz ~ 11Hz)
- Electronic Dimming

SOURCE

- (16) 20W Hex Color RGBAL+UV Foreground LED's
- (66) 0.2W RGB Background LED's
- 50,000 Hour Average Life*
- *May vary depending on several factors including but not limited to: Environmental Conditions, Power/Voltage, Usage Patterns (On-Off Cycling), Control, and Dimming.

OPTICAL

- 2,300K ~ 9,900K White Color Temperature Range
- 17° Beam Angle
- 45mm Lens Diameter x16

PHYSICAL

- IP65 Housing
- OLED Digital display
- L Track system for locking accessories / rigging
- Glare Shield
- Diffusion Filter slot
- Angle adjustable feet
- Horizontal slide lock to attach additional ElectraPix Bar 8 or ElectraPix Bar 16

CONTROL

- DMX512
- Aria X2 Wireless DMX
- Bluetooth
- RDM and RDM Net Compatible
- IR (Includes UCIR24 wireless remote)
- (4) DMX Channel Modes (5, 6, 9, 13, 21, 24, 96, 99 & 114 Channel modes)
- On-board Manual Control Mode
- Primary / Secondary Mode

CONNECTIONS

- 5pin XLR Outdoor DMX In/Out Sockets (Must be used with STRxxx, 5pin DMX cables to create IP65 seal)
- Outdoor Locking Power Sockets
- Battery Charging Socket

DIMENSIONS & WEIGHT

- Dimension: 85.7 x 1163.6 x 191.2mm
- Weight: 12.5kg

OPTIONAL ACCESSORY:

ACCU STAND VFB

Code: 1223200106

- Compatibility: Max. 4x ElectraPix Bar 8 or 2x ElectraPix Bar 16
- Dimensions: 650x644x5mm
- Material: Steel
- Unit Weight: 18kg



POWER

- AC100-240V/50Hz-60Hz Input
- 90W Power Consumption
- Link 18 pieces @ 230VAC

BATTERY

- Rechargeable Lithium ion
- Battery Capacity: 14,000mAh
- Battery Voltage: 22.2V
- Charge Time: 7 Hours (To Full)
- 5 Hour Standard Operation at Full Output and 10 Hour Saver Mode Operation at Full Output Selectable in the menu
- Battery Cycles: 500

THERMAL

- Ambient Operational Temp.: -20°C to 45°C
- Storage Temperature: -30°C to 45°C

CERTIFICATIONS & RATING

- IP65

INCLUDED ACCESSORIES

- (1) Outdoor Locking Power Cable
- (1) UCIR24 Remote
- (1) 20° Diffusion Filter

OPTIONAL ACCESSORIES

- ElectraPix Bar FB
- LTrack A2 (LTrack Adapter Only)
- LTrack CA2 (LTrack Adapter with Clamp)



JOLT BAR FXIP

CODE: 1226200073

NEW



LIGHT SOURCE

- 448 x 0.5-Watt RGB SMD LEDs + 112 x 5-Watt Cool White SMD LEDs
- 78° Beam Angle / 117° Field Angle
- Color LEDs: Red: 620-630nm; Green: 515-525nm; Blue: 460-470nm
- Cool White LEDs: 6900-7400K
- CRI: 89
- 50,000 Hour Average LED Life

FEATURES

- 32 x RGB + 16 x Cool White LED Zones
- 25 Built-in RGB LED Program Macros
- 9 Built-in Cool White LED Program Macros
- 180 degree mounting bracket system
- IP65-rated (for temporary outdoor use)
- Aria X2 Wireless DMX Built-in
- Frost Lens Assembly (to blur pixel dots)
- Includes End Cap Locking Mechanism and Connecting Plate (for seamless fixture linking)

CONTROL

- Control Protocols: DMX, Aria X2 and RDM
- 13 DMX Channel Modes: 6, 9, 13, 16, 18, 32, 32A 38, 43, 64, 78, 112 and 126
- Dim Modes: 6 Presets (Standard, Stage, TV, Architectural, Theatre & Stage 2)
- Dim Curves: 4 Presets (Linear, Square Law, Inv Square Law and S Curve)
- 0-100% Smooth Dimming
- Strobe, Shutter & Pulse Control
- Max Strobe Rate 25Hz; Min Strobe Rate: 0.35Hz
- Refresh Rate: 900Hz - 25kHz
- With Wired Digital Communication Network
- Display: OLED Menu (with 4 touch buttons)

CONNECTIONS

- Data: IP65-rated locking 5-pin DMX In/Out
- Power: IP65-rated Locking In/Out Sockets

ELECTRICAL

- 100-240V 50Hz/60Hz (Auto Sensing)
- Max Power Consumption: 208W @230V

ELECTRICAL

- Max Power Link: 12pcs @230V
- Fuse Protected: T5A/250V Glass Fuse (5*20MM)

DIMENSIONS / WEIGHT

- Dimension: 137.5 x 1000 x 106.5mm
- Weight: 9.3kg

WHAT'S INCLUDED

- 1x IP65-rated, 1.83m Power locking power cable
- 1 x Frost Filter
- 2 x Omega Brackets (Omega Clamps sold separately)

APPROVALS / RATINGS

- IP65





ELECTRAPIX BAR 8

CODE: 1226100502

NEW



ELECTRAPIX PAR 7

CODE: 1226100507

NEW



OPTIONAL ACCESSORY:

ACCU STAND VFB

Code: 1223200106

- Compatibility: Max. 4x ElectraPix Bar 8 or 2x ElectraPix Bar 16
- Dimensions: 650x644x5mm
- Material: Steel
- Unit Weight: 18kg



FEATURES

- 8 Pixel, Hex Color LED (RGBAL+UV) LED Bar
- Battery or Wall Powered
- Individual Pixel Control
- Built-In Foreground LED Programs
- Built-In Background LED Programs
- Variable White Color Temp. Control (2,700K ~ 9,900K)
- Built-In Alarm
- User Selectable LED Refresh Rates (900Hz ~ 25K)
- 6 User Selectable Dim Modes and 4 Curves
- Electronic Strobe (0.3Hz ~ 11Hz)
- Electronic Dimming

SOURCE

- (8) 20W Hex Color RGBAL+UV Foreground LED's
- (32) 0.2W RGB Background LED's
- 50,000 Hour Average Life*
- *May vary depending on several factors including but not limited to: Environmental Conditions, Power/Voltage, Usage Patterns (On-Off Cycling), Control, and Dimming.

OPTICAL

- 2,300K ~ 9,900K White Color Temperature Range
- 17° Beam Angle
- 45mm Lens Diameter x8

PHYSICAL

- IP65 Housing
- OLED Digital display
- L Track system for locking accessories / rigging
- Glare Shield
- Diffusion Filter slot
- Angle adjustable feet
- Horizontal slide lock to attach additional ElectraPix Bar 8 or ElectraPix Bar 16

CONTROL

- DMX512
- Aria X2 Wireless DMX
- Bluetooth
- RDM and RDM Net Compatible
- IR (Includes UCIR24 wireless remote)
- (4) DMX Channel Modes (5, 6, 9, 13, 21, 24, 48, 52 & 66 Channel modes)
- On-board Manual Control Mode
- Primary / Secondary Mode

CONNECTIONS

- 5pin XLR Outdoor DMX In/Out Sockets (Must be used with STRxxx, 5pin DMX cables to create IP65 seal)
- Outdoor Locking Power Sockets
- Battery Charging Socket

DIMENSIONS & WEIGHT

- Dimension: 85.7 x 590.3 x 191.2mm
- Weight: 8kg

POWER

- AC100-240V/50Hz-60Hz Input
- 60W Power Consumption
- Link 28 pieces @ 230VAC

BATTERY

- Rechargeable Lithium ion
- Battery Capacity: 7,000mAh
- Battery Voltage: 22.2V
- Charge Time: 6 Hours (To Full)
- 5 Hour Standard Operation at Full Output and 10 Hour Saver Mode Operation at Full Output Selectable in the menu
- Battery Cycles: 500

THERMAL

- Ambient Operational Temp.: -20°C to 45°C
- Storage Temperature: -30°C to 45°C

CERTIFICATIONS & RATING

- IP65

INCLUDED ACCESSORIES

- (1) Outdoor Locking Power Cable
- (1) UCIR24 Remote
- (1) 20° Diffusion Filter

OPTIONAL ACCESSORIES

- ElectraPix Bar FB
- LTrack A2 (LTrack Adapter Only)
- LTrack CA2 (LTrack Adapter with Clamp)

SOURCE

- (7) 20W Hex Color RGBAL+UV Foreground LED's
- (29) 0.2W RGB Background LED's
- 50,000 Hour Average Life*
- *May vary depending on several factors including but not limited to: Environmental Conditions, Power/Voltage, Usage Patterns (On-Off Cycling), Control, and Dimming.

OPTICAL

- 2,300K ~ 9,900K White Color Temperature Range
- 17° Beam Angle
- 45mm Lens Diameter x8

PHYSICAL

- IP65 Housing
- OLED Digital display
- L Track system for locking accessories / rigging
- Gel Frame Holder
- Adjustable, hanging / kick stand bracket

CONTROL

- DMX512
- Aria X2 Wireless DMX
- Bluetooth
- RDM and RDM Net Compatible
- IR (Includes UCIR24 wireless remote)
- (4) DMX Channel Modes (5, 6, 9, 13, 21, 24, 42, 45 & 54 Channel modes)

- On-board Manual Control Mode
- Primary / Secondary Mode

CONNECTIONS

- 5pin XLR Outdoor DMX In/Out Sockets (Must be used with STRxxx, 5pin DMX cables to create IP65 seal)
- Outdoor Locking Power Sockets
- Battery Charging Socket

DIMENSIONS & WEIGHT

- Dimension: 282.1 x 590.3 x 189.5mm
- Weight: 8,2kg

POWER

- AC100-240V/50Hz-60Hz Input
- 60W Power Consumption
- Link 28 pieces @ 230VAC

BATTERY

- Rechargeable Lithium ion
- Battery Capacity: 7,000mAh
- Battery Voltage: 22.2V
- Charge Time: 6 Hours (To Full)
- 5 Hour Standard Operation at Full Output and 10 Hour Saver Mode Operation at Full Output Selectable in the menu
- Battery Cycles: 500

THERMAL

- Ambient Operational Temperature: -20°C to 45°C
- Storage Temperature: -30°C to 45°C)

CERTIFICATIONS & RATING

- IP65

INCLUDED ACCESSORIES

- (1) Outdoor Locking Power Cable
- (1) UCIR24 Remote
- (1) Gel Frame
- (1) 20° Diffusion Filter

OPTIONAL ACCESSORIES

- LTrack A2 (LTrack Adapter Only)
- LTrack CA2 (LTrack Adapter with Narrow Clamp)
- ELP12IPBDA (Barn Door and Gel Frame Assembly, Sku: ELP404)



WWW.ADJ.EU

Specifications are subject to change without notice

WWW.ADJ.EU

Specifications are subject to change without notice

ENCORE LPI8 IP

CODE: 1226100385



SOURCE

- Light Source: 18 x 20-Watt Quad RGBL LEDs (4-IN-1: Red, Green, Blue & Lime)

PHOTMETRIC DATA

- Beam angle: 10°
- CRI: 86.2
- CRI R9: 82.8
- Lumens: 7300

EFFECTS

- Linear Color Temperature Control (2700K to 7000K)
- Preset Color Temperatures (2700K, 3200K, 4000K, 5600K, 6500K and 7000K)
- 16-Bit Fine Color Control (Red, Green, Blue & Lime)
- 64 built-in Color Macros

CONTROL / CONNECTIONS

- 4-button, DMX digital display on rear panel
- 4 Operational modes: Static Color Mode, RGBL Dimmer Mode, Program Mode and DMX Controlled
- Supports RDM (Remote Device Management)
- 6 selectable Dimming Modes (Standard, Stage, TV, Architectural, Theatre & Stage 2)
- 4 selectable Dim Curves (Linear, Square Inv. Square, S-Curve)
- Adjustable Refresh Rate (14 presets from 900 – 25,000Hz)
- Flicker Free operation (No flickering on camera)

CONSTRUCTION

- IP65 Rated: Ingress Protection against liquid, snow, dust and sand
- All metal construction
- IP Rated rubber covers protect In/Out Locking Power connectors and IP rated 5-pin sockets
- Locking, outdoor IN/Out Power connectors
- Data linkable via 5-pin DMX connections
- Includes 25° double frost filter, optional 20°, 60°, 100°, 40°x1°, 60°x30° are sold separately
- Scissor Yoke with Quick Locks & safety eye
- Optional Omega bracket available

ELECTRICAL / THERMAL

- Multi-voltage operation: AC 100-240V, 47/63Hz
- Daisy chain: 6 @ 220V
- Max power: 240W

INCLUDED ACCESSORIES

- 25° Double frost filter

DIMENSIONS / WEIGHT

- Dimension: 300 x 234 x 289mm
- Weight: 7.15kg

OPTIONAL ACCESSORIES



- ELP18L20 | 20° Snap-In Frost Filter
- ELP18L60 | 60° Snap-In Frost Filter
- ELP18L100 | 100° Snap-In Frost Filter
- ELP18L1X40 | 1x40° Beam Shape Filter
- ELP18L30x60 | 30x60° Beam Shaper Filter



- ELP18 Barndoor

- Omega Bracket 108mm (1226100419)

ENCORE LPI2 IP

CODE: 1226100384



SOURCE

- Light Source: 12 x 20-Watt Quad RGBL LEDs (4-IN-1: Red, Green, Blue & Lime)

PHOTMETRIC DATA

- Beam angle: 10°
- CRI: 84.4
- CRI R9: 67.9
- Lumens: 4700

EFFECTS

- Linear Color Temperature Control (2700K to 7000K)
- Preset Color Temperatures (2700K, 3200K, 4000K, 5600K, 6500K and 7000K)
- 16-Bit Fine Color Control (Red, Green, Blue & Lime)
- 64 built-in Color Macros

CONTROL / CONNECTIONS

- 4-button, DMX digital display on rear panel
- 4 Operational modes: Static Color Mode, RGBL Dimmer Mode, Program Mode and DMX Controlled
- Supports RDM (Remote Device Management)
- 6 selectable Dimming Modes (Standard, Stage, TV, Architectural, Theatre & Stage 2)
- 4 selectable Dim Curves (Linear, Square Inv. Square, S-Curve)
- Adjustable Refresh Rate (14 presets from 900 – 25,000Hz)
- Flicker Free operation (No flickering on camera)

CONSTRUCTION

- IP65 Rated: Ingress Protection against liquid, snow, dust and sand
- All metal construction
- IP Rated rubber covers protect In/Out Locking Power connectors and IP rated 5-pin sockets
- Locking, outdoor IN/Out Power connectors
- Data linkable via 5-pin DMX connections
- Includes 25° double frost filter, optional 20°, 60°, 100°, 40°x1°, 60°x30° are sold separately
- Scissor Yoke with Quick Locks & safety eye
- Optional Omega bracket available

ELECTRICAL / THERMAL

- Multi-voltage operation: AC 100-240V, 47/63Hz
- Daisy chain: 12 @ 220V
- Max power: 192W

INCLUDED ACCESSORIES

- 25° Double frost filter

DIMENSIONS / WEIGHT

- Dimension: 262 x 200 x 274mm
- Weight: 4.75kg

OPTIONAL ACCESSORIES




- ELP12L20 | 20° Snap-In Frost Filter
- ELP12L60 | 60° Snap-In Frost Filter
- ELP12L100 | 100° Snap-In Frost Filter
- ELP12L1X40 | 1x40° Beam Shape Filter
- ELP12L30x60 | 30x60° Beam Shaper Filter



- ELP12 Barndoor

- Omega Bracket 108mm (1226100419)



WWW.ADJ.EU

Specifications are subject to change without notice

WWW.ADJ.EU

Specifications are subject to change without notice

ENCORE LP7 IP

CODE: 1226100383



SOURCE

- Light Source: 7 x 20-Watt Quad RGBL LEDs (4-IN-1: Red, Green, Blue & Lime)

PHOTMETRIC DATA

- Beam angle: 10°
- CRI: 84
- CRI R9: 76.6
- Lumens: 2500

EFFECTS

- Linear Color Temperature Control (2700K to 7000K)
- Preset Color Temperatures (2700K, 3200K, 4000K, 5600K, 6500K, and 7000K)
- 16-Bit Fine Color Control (Red, Green, Blue & Lime)
- 64 built-in Color Macros

CONTROL / CONNECTIONS

- 4-button, DMX digital display on rear panel
- 4 Operational modes: Static Color Mode, RGBL Dimmer Mode, Program Mode and DMX Controlled
- Supports RDM (Remote Device Management)
- 6 selectable Dimming Modes (Standard, Stage, TV, Architectural, Theatre & Stage 2)
- 4 selectable Dim Curves (Linear, Square Inv. Square, S-Curve)
- Adjustable Refresh Rate (14 presets from 900 – 25,000Hz)
- Flicker Free operation (No flickering on

camera)

- LED pulse and strobe effect
- Electronic Dimming: 0 - 100%
- 6 DMX Modes: 4, 7, 8, 10, 13 & 16-channel
- Quiet fan mode

CONSTRUCTION

- IP65 Rated: Ingress Protection against liquid, snow, dust and sand
- All metal construction
- IP Rated rubber covers protect In/Out Locking Power connectors and IP rated 5-pin sockets
- Locking, outdoor IN/Out Power connectors
- Data linkable via 5-pin DMX connections
- Includes 25° double frost filter, optional 20°, 60°, 100°, 40°x1°, 60°x30° are sold separately
- Scissor Yoke with Quick Locks & safety eye
- Optional Omega bracket available

ELECTRICAL / THERMAL

- Multi-voltage operation: AC 100-240V, 47/63Hz
- Daisy chain: 20 @ 220V
- Max power: 103W

INCLUDED ACCESSORIES

- 25° Double frost filter

DIMENSIONS / WEIGHT

- Dimension: 220 x 160 x 242mm
- Weight: 3.45kg

OPTIONAL ACCESSORIES




- ELP7L20 | 20° Snap-In Frost Filter
- ELP7L60 | 60° Snap-In Frost Filter
- ELP7L100 | 100° Snap-In Frost Filter
- ELP7L1X40 | 1x40° Beam Shape Filter
- ELP7L30x60 | 30x60° Beam Shaper Filter



- ELP7 Barndoor
- Omega Bracket 108mm (1226100419)

ENCORE LP5 IP

CODE: 1226100388



SOURCE

- Light Source: 5 x 20-Watt Quad RGBL LEDs (4-IN-1: Red, Green, Blue & Lime)

PHOTMETRIC DATA

- Beam angle: 10°
- CRI: 86.2
- CRI R9: 82.8
- Lumens: 620

EFFECTS

- Linear Color Temperature Control (2700K to 7000K)
- Preset Color Temperatures (2700K, 3200K, 4000K, 5600K, 6500K and 7000K)
- 16-Bit Fine Color Control (Red, Green, Blue & Lime)
- 64 built-in Color Macros

CONTROL / CONNECTIONS

- 4-button, DMX digital display on rear panel
- 4 Operational modes: Static Color Mode, RGBL Dimmer Mode, Program Mode and DMX Controlled
- Supports RDM (Remote Device Management)
- 6 selectable Dimming Modes (Standard, Stage, TV, Architectural, Theatre & Stage 2)
- 4 selectable Dim Curves (Linear, Square Inv. Square, S-Curve)
- Adjustable Refresh Rate (14 presets from 900 – 25,000Hz)
- Flicker Free operation (No flickering on

camera)

- LED pulse and strobe effect
- Electronic Dimming: 0 - 100%
- 6 DMX Modes: 4, 7, 8, 10, 13 & 16-channel
- Quiet fan mode

CONSTRUCTION

- IP65 Rated: Ingress Protection against liquid, snow, dust and sand
- All metal construction
- IP Rated rubber covers protect In/Out Locking Power connectors and IP rated 5-pin sockets
- Locking, outdoor IN/Out Power connectors
- Data linkable via 5-pin DMX connections
- Includes 25° double frost filter, optional 20°, 60°, 100°, 40°x1°, 60°x30° are sold separately
- Scissor Yoke with Quick Locks & safety eye
- Optional Omega bracket available

ELECTRICAL / THERMAL

- Multi-voltage operation: AC 100-240V, 47/63Hz
- Daisy chain: 6 @ 220V
- Max power: 240W

INCLUDED ACCESSORIES

- 25° Double frost filter

DIMENSIONS / WEIGHT

- Dimension: 300 x 234 x 289mm
- Weight: 7.15kg

OPTIONAL ACCESSORIES



- ELP5L20 | 20° Snap-In Frost Filter
- ELP5L60 | 60° Snap-In Frost Filter
- ELP5L100 | 100° Snap-In Frost Filter
- ELP5L1X40 | 1x40° Beam Shape Filter
- ELP5L30x60 | 30x60° Beam Shaper Filter



WWW.ADJ.EU

Specifications are subject to change without notice

WWW.ADJ.EU

Specifications are subject to change without notice

ENCORE LPI2Z IP

CODE: 1226100427

ENCORE LP32 IP

CODE: 1226100387



SOURCE

- Light Source: 12 x 20-Watt Quad RGLB LEDs (4-IN-1: Red, Green, Blue & Lime)

PHOTMETRIC DATA

- Beam angle: 5° to 30°
- Field angle: 9° to 50°
- CRI: 84.4 / CRI R9: 67.9
- Lumens: 4900

EFFECTS

- Motorized Zoom (5° to 30° Beam Angle, 9° to 50° Field Angle)
- Linear Color Temperature Control (2700K to 6500K)
- Preset Color Temperatures (2700K, 3200K, 4000K, 5600K and 6500K)
- 16-Bit Fine Color Control (Red, Green, Blue & Lime)
- 64 built-in Color Macros

CONTROL / CONNECTIONS

- 4-button, DMX digital display on rear panel
- Operational modes: Static Color Mode, RGLB Dimmer Mode, Program Mode and DMX Controlled
- Wireless DMX on-board
- Supports RDM (Remote Device Management)
- With Wired Digital Communication Network
- 6 selectable Dimming Modes (Standard, Stage, TV, Architectural, Theatre & Stage 2)
- 4 selectable Dim Curves (Linear, Square Inv.

Squa, S-Curve)

- Adjustable Refresh Rate (14 presets from 900 – 25,000Hz)
- Flicker Free operation (No flickering on camera)
- LED pulse and strobe effect
- Electronic Dimming: 0 - 100%
- 6 DMX Modes: 6, 9, 10, 12, 15 & 18-channel
- Quiet fan mode

CONSTRUCTION

- IP65 Rated: Ingress Protection against liquid, snow, dust and sand
- All aluminum construction
- Marine Grade Coating: C3
- IP Rated rubber covers protect In/Out Locking Power connectors and IP rated 5-pin sockets
- Locking, outdoor In/Out Power connectors
- Data linkable via 5-pin XLR DMX connections
- Scissor Yoke & safety eye

ELECTRICAL / THERMAL

- Multi-voltage operation: AC 100-240V, 47/63Hz
- Daisy chain: 12 @ 220V
- Max power: 227W
- Ambient Operating Temperature Range: -10°C ~ 45°C

DIMENSIONS / WEIGHT

- Dimension: 222 x 316 x 367mm
- Weight: 7.5 kg

OPTIONAL ACCESSORIES



- ELP12L20 | 20° Snap-In Frost Filter
- ELP12L60 | 60° Snap-In Frost Filter
- ELP12L100 | 100° Snap-In Frost Filter
- ELP12L1X40 | 1x40° Beam Shape Filter
- ELP12L30x60 | 30x60° Beam Shaper Filter



- ELP12 Barndoor

- Omega Bracket 108mm (1226100419)



SOURCE

- LED: 32 x 20W RGLB LED's (50,000 hr.)
- Beam Angle: 10.5°, 24.8° with Frost Filter
- Field Angle: 23.7°, 47° with Frost Filter
- LUX: 157,491 @ 1M, 6,300 @ 5M (Full On); 28,363 @ 1M, 1,135 @ 5M (Full On) with Frost Filter

FEATURES

- IP65 rated – protects from dust, sand, moisture, water
- All metal construction with black housing
- Includes heavy duty floor / mounting bracket with omega clamp receivers
- Sure-lock locking bracket system (securely locks every 10°)
- Includes magnetic removable filter frame to add a diffusion filter
- Flicker free for film and broadcast
- Linear variable white temperature control from 2700K to 7000K
- Built-in antenna for WiFLY EXR Wireless DMX

CONSTRUCTION

- Display: OLED display with function buttons
- Data In/Out: IP65 Locking 5-pin XLR, DMX In/Out (with rubber protective covers over connections)
- Power In/Out: IP65 Locking Power In/Out (with rubber protective covers over connections)
- All Metal Heavy-Duty Housing: Built to last in outdoor or touring applications



CONTROL

- Multiple DMX channel modes
- 8 individually controlled LED zones
- 0-100% Dimming + smooth 16-bit Dimming
- 6 Dim Modes
- 4 Dim Curves
- User settable Dim Speed control
- Control Mode: DMX512, RDM (Remote Device Management)
- LED Refresh Rate: 900Hz - 25kHz
- WiFLY EXR Wireless DMX built-in (700M line of sight)

ELECTRICAL

- Power voltage: AC100-240V, 47/63Hz (Multi-voltage)
- Daisy chain up to 6 fixtures max (@ 240V)
- Power consumption: 334W Max


DIMENSIONS & WEIGHT

- Dimension: 350 x 230 x 170mm
- Weight: 11kg

INCLUDED ACCESSORIES

- 24.8° Diffusion/Frost Filter
- IP65 locking power cable

OPTIONAL ACCESSORIES




- ELP32L20 | 20° Frost Filter
- ELP32L60 | 60° Frost Filter
- ELP32L100 | 100° Frost Filter



- Barndoor BLK 32 Hex Panel IP / Encore LP32 IP

- Omega Bracket 108mm (1226100419)



WWW.ADJ.EU

Specifications are subject to change without notice

WWW.ADJ.EU

Specifications are subject to change without notice

ENCORE LB15 IP

CODE: 1226100386



32 HEX PANEL IP (PEARL)

CODE: 1237000203 / 1226100368 (PEARL)



SOURCE

- 15 x 20-Watt Quad RGLB LED's (4-IN-1: Red, Green, Blue & Lime)

PHOTOMETRIC DATA

- Beam angle: 12.4° [24° with attached diffusion filter]
- CRI: 89.3
- CRI R9: 69
- Lumens: 5982
- Linear Color Temperature Control (2700K to 7000K)
- Preset Color Temperatures (2700K, 3200K, 4000K, 5600K, 6500K and 7000K)

EFFECTS

- Individual Pixel Controllable
- 16-Bit Fine Color Control (Red, Green, Blue & Lime)
- 64 built-in Color Macros

CONTROL/CONNECTIONS

- 4-button, DMX digital display on rear panel
- 5 Operational modes: Static Color Mode, RGLB Dimmer Mode, Program Mode, Sound Active Mode and DMX Controlled
- Supports RDM (Remote Device Management)
- 6 selectable Dimming Modes (Standard, Stage, TV, Architectural, Theatre & Stage 2)
- 4 selectable Dim Curves (Linear, Square Inv. Squa, S-Curve)
- Adjustable Refresh Rate (14 presets from 900 – 25,000Hz)
- Flicker Free operation (No flickering on camera)
- LED pulse and strobe effect
- Electronic Dimming: 0 - 100%
- 10 DMX Modes: 4, 7, 8, 13, 16, 60, 63, 72 & 120 channel
- Adjustable fan modes
- WiFLY EXR Wireless DMX built-in (700M line of sight)

CONSTRUCTION

- Metal Housing
- IP65 Rated
- IP Rated rubber covers protect In/Out Locking Power connectors and IP rated 5-pin sockets
- Locking, outdoor IN/Out Power connectors
- Data linkable via 5-pin DMX connections
- Includes glare shield
- Two Omega Quicklock Brackets included

ELECTRICAL/THERMAL

- Multi-voltage: AC 100-240V, 47/63Hz
- Daisy chain: 5 @ 120V, 10 @ 220V
- Max power: 198W

DIMENSION/WEIGHT

- Dimension: 152 x 914.9 x 211.55mm
- Weight: 8.85kg

SOURCE

- Light Source: 32 RGBAW + UV LEDs (Red, Green, Blue, Amber, White & UV LED)
- Individual LED wattage : 10W
- Average LED lifetime :approximately 50,000 hrs.

OPTICS

- Beam Angle: 24°
- Removable Magnetic Filter Frame with 32° diffusion filter (60° field angle)
- Optional White Barndoors available (order code 1237000207)

CONTROL

- 5 Operational modes: Static Color Mode, RGBAW & UV Dimmer Mode, Program Mode, Color Macro Mode and DMX Control
- 7 DMX Modes: 6, 10, 11, 16, 48, 57 & 96-channel
- RDM compatible (Remote Device Management)
- 16bit Electronic Dimming: 0 - 100%
- 63 built-in Color Macros
- Built-in programs with speed and fade time adjustments
- 8 individually controlled sections with Zone Control
- 5 selectable Dim Curves (Standard, Stage, TV,

Architectural, Theatre)

- Gamma control : 2.0 / 2.2 / 2.4 / 2.6 or 2.8
- LED Refresh Rate control : 900Hz-25khz
- LED pulse and strobe effect
- 4-button, DMX digital display on rear panel

COLORS

- RGBAW+UV Color Mixing

CONSTRUCTION

- White Metal Housing
- IP Rating : IP65
- Convection cooling
- Sure-lock heavy-duty locking bracket system (securely locks every 10°)
- Optional Omega Quicklock Bracket (order Code 9900007438 OmegaBracket 108mm)

ELECTRICAL

- Multivoltage 100-240V 50/60Hz
- Power Consumption: 298 W
- Operating Temperature: from -15°C to +45°C

CONNECTIONS

- 5-pin Locking IP65 DMX connectors
- IP65 Locking Power In/Out connections

DIMENSIONS & WEIGHT

- Dimensions (LxWxH): 354 x 229 x 165,5mm
- Weight: 11kg

ALSO AVAILABLE IN PEARL

Code: 1226100368



WWW.ADJ.EU

Specifications are subject to change without notice

WWW.ADJ.EU

Specifications are subject to change without notice



18P HEX IP

CODE: 1226100362



SOURCE

- Light Source: 18 RGBAW + UV LEDs (Red, Green, Blue, Amber, White & UV LED)
- Individual LED wattage : 12W
- Average LED lifetime :approximately 50,000 hrs.

OPTICS

- Beam Angle: 25°

CONTROL

- 5 Operational modes: Static Color Mode, RGBAW & UV Dimmer Mode, Program Mode, Color Macro Mode and DMX Control
- 4 DMX Modes: 6, 7, 8 & 13-channel
- RDM compatible (Remote Device Management)
- Electronic Dimming: 0 - 100%
- 63 built-in Color Macros
- 4 selectable Dim Curves (Linear, Square, Inverse Square, S-Curve)

- LED Refresh Rate control : Manual LED refresh rate setting : 900Hz-25khz
- LED pulse and strobe effect
- 4-button, DMX digital display on rear panel

COLORS

- RGBAW+UV Color Mixing

CONSTRUCTION

- Metal Housing
- IP Rating : IP65
- Convection cooling
- Scissor Yoke

ELECTRICAL

- Multivoltage 100-240V 50/60Hz
- Power Consumption: 155,5W
- Daisy chain: 15 units (220V)
- Operating Temperature: from -15°C to +45°C

CONNECTIONS

- 3-pin Locking IP65 DMX connectors
- IP65 Locking Power In/Out connections

DIMENSIONS & WEIGHT

- Dimension: 279 x 233,4 x 336mm
- Weight: 6,8kg



7P HEX IP

CODE: 1226100360



SOURCE

- Light Source: 7 RGBAW + UV LEDs (Red, Green, Blue, Amber, White & UV LED)
- Individual LED wattage : 12W
- Average LED lifetime :approximately 50,000 hrs.

OPTICS

- Beam Angle: 25°

CONTROL

- 5 Operational modes: Static Color Mode, RGBAW & UV Dimmer Mode, Program Mode, Color Macro Mode and DMX Control
- 4 DMX Modes: 6, 7, 8 & 13-channel
- RDM compatible (Remote Device Management)
- Electronic Dimming: 0 - 100%
- 63 built-in Color Macros
- 4 selectable Dim Curves (Linear, Square, Inverse Square, S-Curve)

- LED Refresh Rate control : Manual LED refresh rate setting : 900Hz-25khz
- LED pulse and strobe effect
- 4-button, DMX digital display on rear panel

COLORS

- RGBAW+UV Color Mixing

CONSTRUCTION

- Metal Housing
- IP Rating : IP65
- Convection cooling
- Scissor Yoke

ELECTRICAL

- Multivoltage 100-240V 50/60Hz
- Power Consumption: 63,1W
- Daisy chain: 37 units (220V)
- Operating Temperature: from -15°C to +45°C

- 3-pin Locking IP65 DMX connectors
- IP65 Locking Power In/Out connections

DIMENSIONS & WEIGHT

- Dimension: 232,5 x 256 x 161,7mm
- Weight: 3,4kg



12P HEX IP

CODE: 1226100361



SOURCE

- Light Source: 12 RGBAW + UV LEDs (Red, Green, Blue, Amber, White & UV LED)
- Individual LED wattage : 12W
- Average LED lifetime :approximately 50,000 hrs.

OPTICS

- Beam Angle: 25°

CONTROL

- 5 Operational modes: Static Color Mode, RGBAW & UV Dimmer Mode, Program Mode, Color Macro Mode and DMX Control
- 4 DMX Modes: 6, 7, 8 & 13-channel
- RDM compatible (Remote Device Management)
- Electronic Dimming: 0 - 100%
- 63 built-in Color Macros
- 4 selectable Dim Curves (Linear, Square, Inverse Square, S-Curve)

- LED Refresh Rate control : Manual LED refresh rate setting : 900Hz-25khz
- LED pulse and strobe effect
- 4-button, DMX digital display on rear panel

COLORS

- RGBAW+UV Color Mixing

CONSTRUCTION

- Metal Housing
- IP Rating : IP65
- Convection cooling
- Scissor Yoke

ELECTRICAL

- Multivoltage 100-240V 50/60Hz
- Power Consumption: 104,5 W
- Daisy chain: 20 units (220V)
- Operating Temperature: from -15°C to +45°C

CONNECTIONS

- 3-pin Locking IP65 DMX connectors
- IP65 Locking Power In/Out connections

DIMENSIONS & WEIGHT

- Dimension: 264,1 x 298 x 199,5mm
- Weight: 4,75kg



15 HEX BAR IP

CODE: 1226200059



SOURCE

- Light Source: 15 RGBAW + UV LEDs (Red, Green, Blue, Amber, White & UV LED)
- Individual LED wattage: 12W
- Average LED lifetime: approx. 50,000 hrs.

OPTICS

- Beam Angle: 25 degrees
- LUX: 14541 @ 1M, 582 @ 5M (Full On No UV); 14517 @ 1M, 581 @ 5M (Full On)
- Removable Frost/Diffuser Filter
- Removable Glare shield

CONTROL

- 5 Operational modes: Static Color Mode, RGBAW & UV Dimmer Mode, Program Mode, Color Macro Mode and DMX Control
- 10 DMX Modes: 6, 9, 12, 14, 17, 30, 33, 38, 41 & 60-channel
- RDM compatible (Remote Device Management)

- 16bit Electronic Dimming: 0 - 100%
- 63 built-in Color Macros
- 13 Built-in programs with speed and fade time adjustments
- 5 individually controlled sections with Zone Control
- 6 selectable Dim Curves (Standard, Stage, TV, Architectural, Theatre & Stage 2)
- 20 Dimmer Delay Time settings : 0.1 - 10 sec
- Gamma control : Manual Gamma setting 2.0 / 2.2 / 2.4 / 2.6 or 2.8
- LED Refresh Rate control : Manual LED refresh rate setting : 900Hz-25khz
- LED pulse and strobe effect
- 4-button, DMX digital display on rear panel

COLORS

- RGBAW+UV Color Mixing

CONSTRUCTION

- Metal Housing
- IP Rating : IP65
- Convection cooling
- Sure-lock heavy-duty locking bracket system (securely locks every 10°)
- Two Omega Quicklock Brackets included

ELECTRICAL

- Multivoltage 100-240V, 50/60Hz
- Power Consumption: 130 W
- Daisy chain: 6 units (120V); 15 units (240V)
- Operating Temperature: from -15°C to +45°C

CONNECTIONS

- 5-pin Locking IP65 DMX connectors
- IP65 Locking Power In/Out connections

DIMENSIONS & WEIGHT

- Dimension: 915 x 158 x 167mm
- Weight: 9kg

WWW.ADJ.EU

Specifications are subject to change without notice

WWW.ADJ.EU

Specifications are subject to change without notice



Experience



ENCORE BURST 200

CODE: 1236200075



MIRAGE Q6 PAK (BLACK)

CODE: 1226100382 / 1226100422 (BLACK)



(MIRAGE Q6 PAK BLACK)

UC-IR24 REMOTE INCLUDED



SOURCE

- Light Source: 2x WW CREE COB-LEDs
- Individual LED wattage : 110W
- Average LED lifetime : approximately 50,000 hrs.
- Color temperature : 2700K (1200K Tungsten Mode)

OPTICS

- Beam Angle: 50°
- Manual adjustment of lens position -15° to +15°

CONTROL

- 3 operational Modes : Manual Dimmer Mode, Tungsten Mode and DMX Control
- 6 DMX Modes: 1, 2, 2A, 3, 4 & 6-channel
- Individual Pixel Control
- RDM compatible
- 16bit Electronic Dimming: 0 - 100%
- 6 selectable Dim Curves (Standard, Stage, TV, Architectural, Theatre & Stage 2)
- Adjustable LED refresh Rate : 900Hz - 25kHz
- Adjustable Gamma Brightness : 1.0/2.0/2.2/2.4/2.8
- LED pulse and strobe effect
- 4-button, DMX digital display on rear panel

COLORS

- Warm White 2700K (1200K Tungsten Mode)

CONSTRUCTION

- Metal Housing
- IP Rating: IPX4
- Can be assembled in vertical or horizontal fixture clusters
- Yoke and omega bracket included

ELECTRICAL

- Multivoltage 100-240V 50/60Hz
- Power Consumption: 235W

CONNECTIONS

- 5-pin IP65 Locking DMX In/Out connections
- IP65 Locking Power In/Out connections

DIMENSIONS & WEIGHT

- Dimensions (LxWxH):
- Fixture only : 400 x 200.5 x 215.5mm
- With bracket : 400 x 200.5 x 264mm
- With Yoke : 503 x 200.5 x 325.3mm
- Weight: 6,8kg

FIXTURE SPECIFICATIONS

SOURCE

- 4 x 10-Watt RGBA LEDs (4-in-1 - Red, Green, Blue & Amber)
- 50,000 Hour Average Life
- Lumen: 1185 (full on)

OPTICS

- 11° Beam Angle

CONTROL

- 11 DMX Channel modes: 4, 6, 7, 8, 9A, 9B, 10, 11, 12, 15 or 18 channels
- Control protocol: WiFLY EXR Wireless DMX, UC-IR (Included)
- 5 Operation modes: RGBA Dimmer Mode, Auto Run Mode (13 programs, & 1 color/fade combo mode), Static Color mode and Wireless DMX Control
- LED pulse and strobe effect (0.2Hz-11Hz)
- Flicker Free Operation
- Electronic Dimming: 0 - 100% with 6 dim modes and 4 dim curves
- Run all night - No duty cycle

COLOR

- RGBA Color mixing
- 64 built-in Color Macros

CONSTRUCTION

- Metal housing (with chrome finish)
- IP65 Rated for temporary outdoor use
- Built-in kickstand to angle fixture when sitting on the floor
- Carrying handle
- Built-in alarm system with On/Off
- Battery charge indicator on each fixture

ELECTRICAL

- Power Input: DC 17.3V
- Amperage Draw: 2A
- 40W Max Power Consumption (each unit)
- Battery Type: Fixed lithium battery
- Battery Energy: 162.8WH (Watt Hours)
- Battery Weight: 0.84kg
- Battery Voltage: 14.8V
- Battery Capacity: 11000mAh (Typical Capacity)
- Battery Charge Time: 7 Hours
- Battery Life: 14 hours (When color changing in Battery Saver Mode 14); 40 hours (When set to a single color in Battery Saver Mode 14) Battery Saver Mode 14 is available in software V1.03>

CONNECTIONS

- Contact Charging system. 6x Charging bases and power supplies included in flight case

DIMENSIONS & WEIGHT

- 143 x 143 x 211mm
- Weight: 2.8kg

PAK SPECIFICATIONS

MIRAGE Q6 PAK INCLUDES


- 6 MIRAGE Q6 IP (black/chrome) Fixtures
- 1 MIRAGE Q6 FC Charging Flight Case
- 6 MIRAGE Q6 IPCB Charging bases and power supplies
- 1x UC-IR24 Wireless Remote (1321000080)
- 1 IP65 Locking Power Cable

PAK FEATURES

- Houses / Transports and Charges 6 MIRAGE Q6 IP™ fixtures
- PAK Dimensions & Weight (loaded case with 6 fixtures):
- Length: 672mm
- Width: 461mm
- Height: 449mm
- Loaded Weight: 44.4kg

PAK ELECTRICAL

- Power Input: AC100VAC-240VAC, 50/60Hz
- IP65 Power Locking Input and Output
- Max Power Consumption: 400 Watts
- Power Draw: 4A max
- Charge status indicator
- -10°C to +45°C



WWW.ADJ.EU

Specifications are subject to change without notice

WWW.ADJ.EU

Specifications are subject to change without notice

ELEMENT H6 PACK (CHR)

CODE: 1226100424 / 1226100425 (CHR)



FIXTURE SPECIFICATIONS

SOURCE

- 4 x 20-Watt RGBAW+UV LEDs (6-in-1 - Red, Green, Blue, Amber, White & UV)
- 50,000 Hour Average Life
- Lumen: 470 (full on)

OPTICS

- 17.6° Beam Angle (field angle: 28.7°)

CONTROL

- 7 DMX Channel modes: 6, 8, 9, 12, 14, 15 or 17 channels
- Wireless DMX Control
- Remote control: Wireless DMX, UC-IR (Included)
- 5 Operational modes: RGBAW+UV Dimmer Mode, Auto Run Mode (13 programs, & 1 color/fade combo mode), Static Color mode, and Wireless DMX Control
- LED pulse and strobe effect (0.2Hz-11Hz)
- Flicker Free Operation
- Electronic Dimming: 0 - 100% with 6 dim modes and 4 dim curves
- Run all night - No duty cycle

COLOR

- Variable RGBAW+UV color mixing
- 63 built-in Color Macros

CONSTRUCTION

- Metal housing (with chrome finish)
- IP54 Rated for partial protection from dust and water splashes
- Built-in kickstand to angle fixture when sitting on the floor
- Carrying handle
- Battery charge indicator on each fixture

ELECTRICAL

- Power Input: DC 17V
- 20W Max Power Consumption (each unit)
- Battery Type: Fixed lithium battery
- Battery Energy: 59.2WH (Watt Hours)
- Battery Weight: 0.24kg
- Battery Voltage: 14.8V
- Battery Capacity: 4000mAh (Typical Capacity)
- Battery Charge Time: 6 Hours
- Battery Life: 6 Hours in Normal Mode and 12 Hours in Energy Save Mode (single color)
- Easy to replace battery

CONNECTIONS

- Contact Charging system. 6x Charging bases and power supplies included in flight case

DIMENSIONS & WEIGHT

- Dimension: 140 x 140 x 190.5mm
- Weight: 2.4kg

PAK SPECIFICATIONS

ELEMENT H6 PAK INCLUDES

- 6 Element H IP (black/chrome) Fixtures
- 1 Element H FC Charging Flight Case
- 6 Element H IPCB Charging bases and power supplies
- 1x UC-IR24 Wireless Remote (1321000080)
- 1 IP65 Locking Power Cable

PAK FEATURES

- Houses / Transports and Charges 6 Element H IP™ fixtures
- PAK Dimensions & Weight (loaded case with 6 fixtures):
- Length: 671mm
- Width: 461mm
- Height: 451mm
- Loaded Weight: 38.4kg

PAK ELECTRICAL

- Power Input: AC100VAC~240VAC, 50/60Hz
- IP65 Power Locking Input and Output
- Max Power Consumption: 200 Watts
- Power Draw: 3A max
- Charge status indicator
- -20°C to +45°C



FIXTURE SPECIFICATIONS

SOURCE

- 4 x 20-Watt RGBAW+UV LEDs (6-in-1 - Red, Green, Blue, Amber, White & UV)
- 50,000 Hour Average Life
- Lux: 1117 @ 2m / 298 @ 4m

OPTICS

- 17.6° Beam Angle / 28.7° Field Angle

CONTROL

- 7 DMX Channel modes: 6, 8, 9, 12, 14, 15 or 17 channels
- Control protocol: WiFLY EXR Wireless DMX, UC-IR24 (Included)
- 5 Operation modes: RGBAW+UV Dimmer Mode, Auto Run Mode (13 programs, & 1 color/fade combo mode), Static Color mode and Wireless DMX Control
- LED pulse and strobe effect (0.2Hz-11Hz)



ELEMENT H IP (CHR)

CODE: 1226100421 / 1226100423 (CHR)

UC-IR24 REMOTE INCLUDED



- Flicker Free Operation
- Electronic Dimming: 0 - 100% with 6 dim modes and 4 dim curves
- Run all night - No duty cycle

COLOR

- RGBAW+UV Color mixing
- 64 built-in Color Macros

CONSTRUCTION

- Metal housing (CHR with chrome finish)
- IP54 Outdoor Rated
- Built-in kickstand to angle fixture when sitting on the floor
- Carrying handle
- Battery charge indicator on each fixture
- Energy Save Mode

BATTERY

- Battery Type: fixed polymer lithium battery
- Battery Energy: 59.2WH (Watt Hours)

- Battery Weight: 0.24kg
- Battery Voltage: 14.8V
- Battery Capacity: 4000mAh (Typical Capacity)
- Total Lithium Ion Cells: 4 pcs
- Battery Charge Time: 6 Hours
- Battery Life: 6 Hours in Normal Mode / 12 Hours in Energy Save Mode (Single Color)

ELECTRICAL

- Power Draw Total (All LEDs Full On): 20W
- Voltage Operation: DC17V

DIMENSIONS & WEIGHT

- Dimension: 140 x 140 x 190.5mm
- Weight: 2.4kg

PACKAGE INCLUDES:

- Single Black Element H IP fixture
- 1x 17.3V 1A Power Adapter
- 1x Charging Base
- 1x UC-IR24 Wireless Remote (1321000080)

ELEMENT H6 FC

CODE: 1226100426



Charging Case To Transport And Charge 6 Element H IP and/or 6 Element H IP CHR.

SPECIFICATIONS

- Contact Charging system.
- *Charging base and power supply included

ELEMENT H6 PAK DIMENSIONS / WEIGHT (LOADED CASE WITH 6 FIXTURES)

- Length: 671mm
- Width: 461mm
- Vertical Height: 451mm
- Loaded Weight: 38.4kg

PAK ELECTRICAL / THERMAL

- Power Input: AC100VAC~240VAC, 50/60Hz
- IP65 Power Locking Input and Output
- Max Power Consumption: 200 Watts
- Power Draw: 3A max
- Charge status indicator
- Operating temperature: -20°C to 45°C



WWW.ADJ.EU

Specifications are subject to change without notice

WWW.ADJ.EU

Specifications are subject to change without notice



WIFLY EXR HEX5 IP

CODE: 1226100293



IP LED FIXTURES ACCESSORIES

SOURCE

- 5 RGBAW+UV HEX LEDs
- Individual LED Wattage: 10W
- Average LED lifetime: 50,000 hrs
- LED Refresh Rate 1kHz for flicker free operation

OPTICS

- Beam Angle : 40°

CONTROL

- 6 Operational modes: Static Color, RGBAW+UV Dimmer Mode, Color Change, Color Fade, Auto Run (Program Run) and DMX Control
- 5 DMX Channel modes: 6, 7, 8, 11 or 12 channels
- 16 Color Change Modes
- 16 Color Fade Modes
- Electronic Dimming: 0 - 100%
- LED pulse and strobe effect
- 4-button DMX menu display on rear panel
- Built-In WiFly EXR wireless DMX
- Compatible with optional ADJ RFC wireless RF remote control

COLORS

- RGBAW+UV Color Mixing
- 63 built-in Color Macros

CONSTRUCTION

- Aluminium Metal Housing
- IP65 Rating
- Scissor yoke

BATTERY:

- Battery Type: Fixed Lithium Battery
- Battery Energy: 146.52WH (Watt Hours)
- Battery Weight: 0.84kg
- Battery Voltage: 22.2V
- Battery Capacity: 6.6AH
- Total Lithium Ion Cells: 18pcs
- Battery Wrap Material: PVC Sleeving + Highland Barley Paper
- Battery Charge Time: 5 Hours (With Power Switch Off)
- Battery Life: Up to 20 hours (With Full Charge)
- Battery Lifetime: Average Lifetime is 500 Charges (This depends on charging frequency)

ELECTRICAL


- Multi-voltage operation: AC 100-240V, 50/60Hz
- Power Draw: 56W total (All LED's @ Full On)
- Energy Saving Mode

CONNECTIONS

- 4-pin proprietary Power In/Out connections
- 3-pin proprietary IP65 DMX In/Out connections

DIMENSIONS & WEIGHT

- Dimensions (LxWxH): 310 x 280 x 194mm
- Weight: 5,48kg



WWW.ADJ.EU

Specifications are subject to change without notice





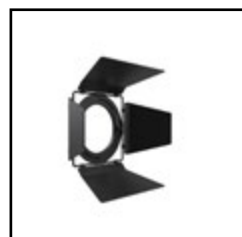
BARNDOORS

BARNDOOR BLK ENCORE LP32 IP 32 HEX PANEL IP	CODE: 1237000206
BARNDOOR WH ENCORE LP32 IP 32 HEX PANEL IP	CODE: 1237000207
BARNDOOR ENCORE BURST	CODE: 1226100380
ELP7 BARNDOOR AND GEL FRAME	CODE: 1226100418
ELPZ7 BARNDOOR AND GEL FRAME	CODE: 1226100427
ELP12 BARNDOOR AND GEL FRAME	CODE: 1226100417
ELP18 BARNDOOR AND GEL FRAME	CODE: 1226100416



BRACKETS

OMEGA BRACKET 108MM C-SERIE	CODE: 1226100419
-----------------------------	------------------



DMX ADAPTERS

DMX 3PIN M TO 5PIN FM IP65	CODE: 1621000160
DMX 5PIN FM TO 3PIN M IP65	CODE: 1621000161



ENCORE LP5 IP - ELP5L20 (20° FILTER)	CODE: 1226100406
ENCORE LP5 IP - ELP5L60 (60° FILTER)	CODE: 1226100407
ENCORE LP5 IP - ELP5L100 (100° FILTER)	CODE: 1226100408
ENCORE LP5 IP - ELP5L1X40 (1X40° BEAM SHAPING FILTER)	CODE: 1226100409
ENCORE LP5 IP - ELP5L30X60 (30X60° BEAM SHAPING FILTER)	CODE: 1226100410
ENCORE LP7 IP - ELP7L20 (20° FILTER)	CODE: 1226100391
ENCORE LP7 IP - ELP7L60 (60° FILTER)	CODE: 1226100392
ENCORE LP7 IP - ELP7L100 (100° FILTER)	CODE: 1226100393
ENCORE LP7 IP - ELP7L1X40 (1X40° BEAM SHAPING FILTER)	CODE: 1226100394
ENCORE LP7 IP - ELP7L30X60 (30X60° BEAM SHAPING FILTER)	CODE: 1226100395
ENCORE LP12 IP - ELP12L20 (20° FILTER)	CODE: 1226100396
ENCORE LP12 IP - ELP12L60 (60° FILTER)	CODE: 1226100397
ENCORE LP12 IP - ELP12L100 (100° FILTER)	CODE: 1226100398
ENCORE LP12 IP - ELP12L1X40 (1X40° BEAM SHAPING FILTER)	CODE: 1226100399
ENCORE LP12 IP - ELP12L30X60 (30X60° BEAM SHAPING FILTER)	CODE: 1226100400
ENCORE LP18 IP - ELP18L20 (20° FILTER)	CODE: 1226100401
ENCORE LP18 IP - ELP18L60 (60° FILTER)	CODE: 1226100402
ENCORE LP18 IP - ELP18L100 (100° FILTER)	CODE: 1226100403
ENCORE LP18 IP - ELP18L1X40 (1X40° BEAM SHAPING FILTER)	CODE: 1226100404
ENCORE LP18 IP - ELP18L30X60 (30X60° BEAM SHAPING FILTER)	CODE: 1226100405
ENCORE LP32 IP 32 HEX PANEL IP - ELP32L20 (20° FILTER)	CODE: 1226100412
ENCORE LP32 IP 32 HEX PANEL IP - ELP32L60 (60° FILTER)	CODE: 1226100411
ENCORE LP32 IP 32 HEX PANEL IP - ELP32L100 (100° FILTER)	CODE: 1226100390
ENCORE LB15 IP 15 HEX BAR IP - ELB15L20 (20° FILTER)	CODE: 1226100415
ENCORE LB15 IP 15 HEX BAR IP - ELB15L60 (60° FILTER)	CODE: 1226100414
ENCORE LB15 IP 15 HEX BAR IP - ELB15L100 (100° FILTER)	CODE: 1226100413





LED PARS & BARS INDOOR

JOLT PANEL FX2

CODE: 1226200072

JOLT BAR FX2

CODE: 1226200071



LIGHT SOURCE

- 800 x 0.5W RGB SMD LEDs + 48 x 5W Cool White SMD LEDs
- 73° Beam Angle / 111° Field Angle
- Color Temperature: Red: 620-630nm. Green: 515-525nm. Blue: 460-470nm. / Cool White: 6900-7400K
- CRI: 69.4
- 50,000 Hour Average LED Life

FEATURES

- 40 x RGB + 6 x Cool White LED zones
- 25 built-in RGB LED Program Macros
- 9 built-in Cool White LED Program Macros

DIMENSIONS / WEIGHT

- Dimension: 134.2 x 417 x 260.5mm
- Weight: 6.2 kg

CONTROL

- Control Protocol: DMX, Aria X2 and RDM
- 10 DMX Modes: 6, 9, 13, 18, 36, 41, 51, 81, 126 and 141 channel modes
- Dim Modes: 6 Presets (Standard, Stage, TV, Architectural, Theatre & Stage 2)
- Dim Curves: 4 Presets (Linear, Square Law, Inv Square Law and S Curve)
- 0-100% Smooth Dimming
- Strobe, shutter & pulse control
- Max Strobe Rate 20Hz. Min Strobe Rate: 1Hz.
- With Wired Digital Communication Network
- Display: OLED display with 4-button touch menu

ELECTRICAL

- 100-240V 50Hz/60Hz (Auto Sensing)
- Max Power Consumption: 208W @230V
- Max Power Link: 12pcs @230V
- Fuse Protected: T5A/250V Glass Fuse (5*20MM)

CONNECTIONS

- Data: IP20 Indoor locking 5-pin DMX In/Out
- Power: IP20 Indoor locking power In/Out

WHAT'S INCLUDED

- 1x 1.83m Indoor Power locking power cable
- 1x Frost Filter

OPTIONAL ACCESSORIES

- 180mm Omega Bracket
- JPFBLKF (Black Filter)
- JPFXLINF (Linear Effect Filter)

APPROVALS AND RATINGS

- IP20

LIGHT SOURCE

- 448 x 0.5W RGB SMD LEDs + 112 x 5W Cool White SMD LEDs
- 78° Beam Angle / 117° Field Angle
- Color Temperature: Red: 620-630nm. Green: 515-525nm. Blue: 460-470nm. / Cool White: 6900-7400K
- CRI: 89
- 50,000 Hour Average LED Life

FEATURES

- 32 x RGB + 16 x Cool White LED zones
- 25 built-in RGB LED Program Macros
- 9 built-in Cool White LED Program Macros
- 180 degree mounting bracket system

DIMENSIONS / WEIGHT

- Dimension: 103.5 x 1000 x 101mm
- Weight: TBA kg

CONTROL

- Control Protocol: DMX, Aria X2 and RDM
- 12 DMX Modes: 6, 9, 13, 16, 18, 32, 38, 43, 64,78, 112 and 127 channels
- Dim Modes: 6 Presets (Standard, Stage, TV, Architectural, Theatre & Stage 2)
- Dim Curves: 4 Presets (Linear, Square Law, Inv Square Law and S Curve)
- 0-100% Smooth Dimming
- Strobe, shutter & pulse control
- Max Strobe Rate 25Hz. Min Rate: 0.35Hz.
- With Wired Digital Communication Network
- Display: OLED display with 4-button touch menu

ELECTRICAL

- 100-240V 50Hz/60Hz (Auto Sensing)
- Max Power Consumption: 208W @230V
- Max Power Link: 12pcs @230V
- Fuse Protected: T5A/250V Glass Fuse (5*20MM)

CONNECTIONS

- Data: Indoor locking 5-pin DMX In/Out
- Power: Indoor locking power In/Out

WHAT'S INCLUDED


- 1x Indoor, 1.83m Power locking power cable
- 1x Frost Filter
- 2x Omega Receiver Brackets (Omega Clamps sold separately)

OPTIONAL ACCESSORIES

- 180mm Omega Bracket

APPROVALS AND RATINGS

- IP20



WWW.ADJ.EU

Specifications are subject to change without notice

WWW.ADJ.EU

Specifications are subject to change without notice

JOLT 300

CODE: 1215200019



LIGHT SOURCE

- 144x 1.5W RGB SMD LEDs + 144x .5W Cool White SMD LEDs
- 120° Beam Angle
- 6000k Color Temperature (White LED's only)
- 50,000 Hour Average LED Life

FEATURES

- 3 Section RGB control
- 64 built-in Color Macros
- 32 built-in programs

CONTROL

- Control Protocol: DMX
- 6 DMX Modes: 4, 8, 10, 10a, 12,15, 18 and 18a
- Dim Modes: 6 Presets (Standard, Stage, TV, Architectural, Theatre & Stage 2)
- Dim Speed control (0.1-10 Seconds)
- 0-100% Dimming
- Strobe, shutter & pulse control
- Adjustable LED Refresh Rates (900-25kHz)
- Adjustable Gamma Settings (1.0-2.8)
- Display: LCD display with 4-button touch menu
- Compatible with ADJ's UC IR wireless remote

CONNECTIONS

- Data: Locking 3-pin & 5-pin DMX In/Out
- Locking Power In/Out to daisy chain power
- Scissor yoke
- Omega bracket attachment
- Safety bolt
- USB port to update firmware

ELECTRICAL

- 100-240V 50Hz/60Hz (Auto Sensing)
- Max Power Consumption: 226W

DIMENSIONS / WEIGHT

- Dimension: 405 x 175 x 130mm
- Weight: 3.8kg

INCLUDED ACCESSORIES

- 1x Omega Bracket
- 1x Quicklock Omega bracket
- 1x Locking Power power cable
- 1x UC-IR Remote



SABER SPOT RGLB

CODE: 1226100501



SOURCE

- Source: RGLB LED
- Individual LED wattage: 20W
- LED Life Expectancy: 30,000 Hrs

OPTICS

- Beam Angle: 5.7°
- 2 additional frost filter lenses included (10° & 45°)
- LED Refresh Rate: 3.6kHz

TECHNICAL FEATURES

- DMX and RDM Compliant
- Color Temperature Presets
- 63 Built-in Color Macros
- 13 Built-in Color Changing Programs
- 4-button Digital Display for easy navigation
- Electronic Dimming 0 – 100%
- Includes a scissor yoke to be hung, or set on the ground

CONNECTIONS

- Power Input: Indoor power locking
- Power Pass through: Indoor power locking
- Control: 5-pin DMX In/Out pigtailed
- With Wired Digital Communication Network

CONTROL

- 12 DMX Channel Modes: 3 HSI/4 RGLB/4 HSI+/5 RGLB/6 sRGLB/6 RGLB/7 RGLB/8 RGLB/8 16bit/10 HSI/12 sRGLB/13 RGLB
- RDM Compliant

ELECTRICAL

- Input Voltage: 100-240V 50Hz/60Hz (Auto Sensing)
- Power draw 230V 50Hz: 16.7W, 0.147 Amps
- Power Output Current: 1.2A (14W)
- Power Linking: 95pcs @230V

CONSTRUCTION

- Metal Black Housing

WHAT'S INCLUDED

- 1.83m Indoor locking power cord
- 2 frost filter lens (10° & 45°)
- Metal clip ring for frost filter lens

OPTIONAL ACCESSORIES

- PLC 3, PLC 6, PLC 10 (Indoor locking power link cables)

DIMENSIONS & WEIGHT

- Dimension: 170 x 135 x 215mm
- Weight: 1.45kg

CERTIFICATIONS & RATINGS

- CE
- IP20

SABER BAR 6

CODE: 1226200060



SOURCE

- LED: 6x 15W Warm White LEDs (50,000 hr.)
- Color Temperature: 3100K
- CRI: 96
- Beam Angle: 5°

FEATURES

- All metal construction with black housing
- ACL lens for razor sharp beams
- Additional 10 & 45 degree lenses included
- RDM compatible (Remote Device management)
- Includes heavy duty adjustable brackets for hanging
- Individually adjust X/Y axis of each fixture manually

CONSTRUCTION

- Display with function buttons
- Data In/Out: 3-pin and 5-pin DMX In/Out to link data
- Power locking In/Out connections to daisy chain power
- Daisy chain up to 11 fixtures @ 120V; 12 fixtures @ 240V

CONTROL

- Multiple DMX channel modes
- Control Modes: DMX512
- Built-in internal programs
- 0-100% Dimming + smooth 16-bit fine dimming
- 6 Dimming Curve Modes
- Adjustable LED refresh rate
- Strobe & Pulse effects

ELECTRICAL

- Power voltage: AC100-240V, 50/60Hz (Multi-voltage)
- Power consumption: 85W max

DIMENSIONS & WEIGHT

- Dimension: 1005 x 292 x 95mm
- Weight: 11.3kg



SABER SPOT RGBW

CODE: 1226100331



SOURCE

- Source: RGBW 4-in-1 QUAD-LED
- Individual LED wattage : 15W
- LED life Expectancy: 10,000hrs

OPTICS

- Beam angle: 4°
- 2 additional frost filter lenses included (10° & 45°)
- Flicker-free operation for film and television

CONTROL

- 3 Operational modes: Show Mode, Manual Mode and DMX-512 Mode
- 12 DMX Channel modes: 3 (HSI), 4, 4A(HSI+), 5, 6, 6A, 8, 8A, 9(HSI Max), 11 or 12 channels
- 16bit Dimming
- 5 Dim Curves: Standard/Stage/TV/ Architectural/Theatre
- Strobe & pulse effects
- LCD display with 4-button control

COLOR

- RGBW Color Mixing
- 64 Color Macros

CONSTRUCTION

- Metal Black Housing
- Scissor bracket system allows fixture to be hung or set on the ground

ELECTRICAL

- Multi-voltage operation: 100-240V, 47/63Hz
- Power Draw: 14W max

CONNECTIONS

- 3-pin XLR In/Out pigtailed
- Locking Power In/Out, Locking Power cable included

DIMENSIONS & WEIGHT

- Dimension: 135 x 108 x 170mm
- Weight: 1,2kg



SABER SPOT WW

CODE: 1226100330



SOURCE

- Source: 1 WW LED
- Individual LED wattage : 15W
- Average LED lifetime: approx. 10,000hrs
- Color temperature: 3000K
- LUX: 5897 @ 3M
- CRI (Full on): 95.5
- Flicker-free operation for film and television

OPTICS

- Beam angle: 4°
- 2 additional fresnel lenses included (10° & 45°)

CONTROL

- 3 Operational modes: Show Mode, Manual Mode and DMX-512 Mode
- 3 DMX Channel modes: 1, 2 or 4 channels
- 16bit Dimming
- 5 Dim Curves: Standard/Stage/TV/Architectural/Theatre
- Strobe & pulse effects
- LCD display with 4-button control

COLOR

- Warm White 3000K

CONSTRUCTION

- Metal Black Housing
- Scissor bracket system allows fixture to be hung or set on the ground

ELECTRICAL

- Multi-voltage operation: 100-240V, 47/63Hz
- Power Draw: 15W max

CONNECTIONS

- 3-pin XLR In/Out pigtailed
- Locking Power In/Out, Locking Power cable included

DIMENSIONS & WEIGHT

- Dimension: 135 x 108 x 170mm
- Weight: 1,2kg



18P HEX

CODE: 1226100333



SOURCE

- Light Source: 18 RGBWA+UV LEDs (Red, Green, Blue, White, Amber & UV LED)
- Individual LED wattage : 12W
- Average LED lifetime :approximately 50,000 hrs.

OPTICS

- Beam Angle: 25°
- Gel frame for diffusion filters included (optional diffusion filters)

CONTROL

- 5 Operational modes: Static Color Mode, RGBWA+UV Dimmer Mode, Program Mode, Sound Active Mode and DMX Control
- 4 DMX Modes: 6, 7, 8 & 12-channel
- Electronic Dimming: 0 - 100%
- 63 built-in Color Macros
- 7 built-in Programs, Sound Active Mode
- 5 selectable Dim Curves (Standard, Stage, TV, Architectural, Theatre)
- Optional Dotz PAR RF Remote available (order code 1223200035)
- LED pulse and strobe effect
- 4-button, DMX digital display on rear panel

COLORS

- RGBWA+UV Color Mixing

CONSTRUCTION

- Metal Housing
- Low Noise fan cooling
- Scissor yoke

ELECTRICAL

- Multivoltage 100-240V 50/60Hz
- Power Consumption: 154W

CONNECTIONS

- Sideways 3-pin Locking DMX connectors
- Sideways Locking Power In/Out connections

DIMENSIONS & WEIGHT

- Dimension: 304 x 174,8 x 330,4mm
- Weight: 5,9kg



12PX HEX (PEARL)

CODE: 1226100365 / (PEARL 1226100366)



SOURCE

- Light Source: 12 RGBWA+UV LEDs (Red, Green, Blue, White, Amber & UV LED)
- Individual LED wattage : 12W
- Average LED lifetime :approximately 50,000 hrs.

OPTICS

- Beam Angle: 25°
- Gel frame for diffusion filters included (optional diffusion filters)

CONTROL

- 5 Operational modes: Static Color Mode, RGBWA+UV Dimmer Mode, Program Mode, Sound Active Mode and DMX Control
- 4 DMX Modes: 6, 7, 8 & 12-channel
- Electronic Dimming: 0 - 100%
- 63 built-in Color Macros
- 7 built-in Programs, Sound Active Mode
- 5 selectable Dim Curves (Standard, Stage, TV, Architectural, Theatre)
- Optional Dotz PAR RF Remote available (order code 1223200035)
- LED pulse and strobe effect
- 4-button, DMX digital display on rear panel

COLORS

- RGBWA+UV Color Mixing

CONSTRUCTION

- Metal Housing
- Fan cooling
- Scissor yoke

ELECTRICAL

- Multivoltage 100-240V 50/60Hz
- Power Consumption: 133W

CONNECTIONS

- Sideways 3- & 5-pin Locking DMX connectors
- Sideways Locking Power In/Out connections

DIMENSIONS & WEIGHT

- Dimension: 135.8 x 249 x 297.4mm
- Weight: 4kg



ENCORE Z7 LP

CODE: 1226100389



SOURCE

- Light Source: 7 x 20-Watt Quad RGLB LEDs

PHOTOMETRICAL DATA

- CRI: 84 / CRI R9: 76.6
- Lumens: 2500

EFFECTS

- 5-50° Motorized Zoom
- Zoom Presets (Very Narrow 6°, Narrow 10°, Medium Flood 30°, Wide Flood 40° and Very Wide Flood 50°)
- Linear Color Temperature Control (2700K to 6500K)
- Preset Color Temperatures (2700K, 3200K, 4000K, 5600K and 6500K)
- 16-Bit Fine Color Control (Red, Green, Blue & Lime)
- 64 built-in Color Macros

CONTROL/CONNECTIONS

- 4-button, DMX digital display on rear panel
- 5 Operational modes: Static Color Mode,

- RGLB Dimmer Mode, Program Mode, Sound Active Mode and DMX Controlled
- Supports RDM (Remote Device Management)
- 6 selectable Dimming Modes (Standard, Stage, TV, Architectural, Theatre & Stage 2)
- 4 selectable Dim Curves (Linear, Square Inv. Square, S-Curve)
- Adjustable Refresh Rate (14 presets from 900 - 25,000Hz)
- Flicker Free operation (No flickering on camera)
- LED pulse and strobe effect
- Electronic Dimming: 0 - 100%
- 6 DMX Modes: 6, 9, 10, 12, 15 and 18 channels
- Quiet fan mode

CONSTRUCTION

- All metal construction
- Locking Power In/Out connectors
- 5-pin XLR DMX In/Out sockets
- Scissor Yoke & safety eye

ELECTRICAL/THERMAL

- Multi-voltage operation: AC 100-240V, 47/63Hz
- Daisy chain: 20 @ 220V
- Max power: 103W

DIMENSIONS/WEIGHT

- Dimension: 220x160x242mm
- Weight: 6.9kg

INCLUDED ACCESSORIES

- Power Cord
- Safety Cable
- Gelfilter frame



ALSO AVAILABLE: Optional Barn Door Assembly for Encore Z7LP (1226100428)



ALSO AVAILABLE: 12PX HEX PEARL

WWW.ADJ.EU

Specifications are subject to change without notice

WWW.ADJ.EU

Specifications are subject to change without notice



COB CANNON LP200 ST

CODE: 1215200019



SOURCE

- 1x 200-Watt COB (Chip on Board), RGBAL (Red, Green, Blue, Amber & Lime), LED Engine
- LED Engine Life Rating: Approximately 50,000 hrs
- Light Output: 4084 Lumen
- CRI: 90
- Color Temperature: 2300~9900K

OPTICS

- 80° beam angle
- Includes lens kit to change to 40° or 50° beam angle

CONNECTIONS

- 3-pin & 5-pin XLR connectors for DMX data linking
- Indoor locking power In & Out connections to daisy chain power
- USB Service Port

CONTROL

- 10 DMX Channel modes (5, 8, 9, 10Ch-A, 10CH-B, 11, 12, 14, 17 and 21CH)
- Linear color temperature control via DMX
- Built-in color temperature presets accessible via DMX
- 64 built-in color macros
- 4-button digital DMX display on rear panel
- Compatible with the ADJ UC IR remote control (sold separately)
- LED pulse and strobe effect
- Electronic Dimming: 0 - 100%
- 6 selectable Dim Modes (Standard, Stage, TV, Architectural & Theatre)
- 4 selectable Dim Curves (Square, Linear, Inv. Square & S-Curve)
- Refresh Rate: 1kHz

FEATURES

- Primary / Secondary Mode
- Flicker Free operation (No flickering on camera)
- Produces powerful, smooth RGBAL color mixing with rich palettes of color
- Scissor yoke allows fixture to be mounted on truss or set on the ground
- Optional Barn Doors sold separately

ELECTRICAL

- Auto sensing power supply: AC 100V/60Hz - 240V/50Hz
- Power Draw: 175W max
- Daisy chain up to 14 fixtures maximum @230V

DIMENSIONS & WEIGHT

- Dimension: 330x256x190mm (with bracket); 218.5x190x190mm (without bracket)
- Weight: 4.3kg



PAR Z100 / ZPI00 3K

CODE: 1226100342 / 1226100346



SOURCE

- Source: WW COB-LED
- Individual LED wattage : 100W
- Average LED lifetime: approx. 50,000hrs
- Color Temperature: 3000K
- CRI: 91.8
- LUX: 7135 (9°); 4440 (15°); 2236 (20°); 1266 (25°); 812 (30°)

OPTICS

- Beam angle: 9°, 15°, 20°, 25° Or 30° (manual adjustment)

CONTROL

- 3 DMX channel modes: 1, 2 & 3 channels
- RDM compatible (Remote Device Management)
- 5 Dim Curves: Standard/Stage/TV/ Architectural/Theatre
- Adjustable Gamme Brightness
- Strobe & pulse effects
- LCD display with 4-button control

COLOR

- Warm White 3000K

CONSTRUCTION

- Aluminium housing (Z100) / Polished aluminium housing (ZPI00)
- Adjustable latch to manually change beam angle
- Includes gel frame for diffusion filters (Diffusion filter sold separately)
- Yoke included

ELECTRICAL

- Multi-voltage operation: 100-240V, 50/60Hz
- Maximum power draw: 115W

CONNECTIONS

- Data In/Out: Locking 5-pin DMX
- Power In/Out: Locking Power

DIMENSIONS & WEIGHT

- Dimension: 491 x 272 x 273mm
- Weight: 3,4kg



ULTRA LB18

CODE: 1226200051



LIGHT SOURCE

- 18 x 10W Ultra bright (Red, Green, Blue, Amber & Lime) Long Life LEDs (approx. 50,000hrs.)
- 17x40° beam angle
- >90 CRI

FEATURES

- Linear Color Temperature Control (2,300K to 9,900K)
- Smooth RGBAL color mixing
- Horizontal Magnetic Alignment feature (Built-In)
- Compatible with the ADJ UC IR remote. Operates at a distance of up to 32.8 feet (10 meters)
- Glare shield that blocks the LEDs from glare/view and protects LEDs during transport
- USB Service Port

CONTROL

- Linear Color Temperature Control (2,300K to 9,900K)

- Digital Display with 4-button menu
- 11 DMX Channel Modes: 5, 8, 10, 13, 16, 30, 33, 38, 41, 60 & 71 Channels
- 6 zones of 3 LED's controllable via DMX in 30, 33, 38, 41, 60 & 71 channel modes
- 6 operational modes: Auto Run, Program Mode, Sound Trigger, RGBAL Manual, Static Color and DMX-512 Mode
- Flicker Free operation (No flickering on camera)
- Refresh Rate: 2.88kHz
- 64 built-in Color Macros, including 15 white color temperature presets
- 5 selectable Dim Modes (Standard, Stage, TV, Architectural, Theatre & Stage 2)
- 4 selectable Dim Curves (Square, Linear, Inv. Square & S. Curve)
- Built-In Microphone for sound trigger mode
- LED pulse and strobe effect
- Electronic Dimming: 0-100

CONNECTIONS

- Linkable: DMX via 5-pin XLR cable
- Locking power In/Out to daisy chain power

ELECTRICAL

- Multi-voltage operation: AC 100V-240V 50/60Hz
- Power Draw: 130W
- Daisy-chain power link (Up to 25 Ultra Bar 18's can be linked @240V)

DIMENSIONS / WEIGHT

- Dimension: 86x996x188.4mm
- Weight: 5.5kg

INCLUDED ACCESSORIES

- Locking Power Cord
- Removable Glare Shield
- Includes mounting brackets to set on the ground or to mount a clamp to for truss mounting



UV COB CANNON

CODE: 1224100006



SOURCE

- Light Source: 1 UV COB-LED
- Individual LED wattage : 100W
- Average LED lifetime : approximately 50,000 hrs.
- UV wavelength : 395-405nm

OPTICS

- Beam Angle: 33°



CONTROL

- 3 operational Modes : Manual UV Dimmer Mode, Sound Active Mode and DMX Control
- 3 DMX Modes: 1, 2 & 3-channel
- RDM compatible
- Electronic Dimming: 0 - 100%
- 5 selectable Dim Curves (Standard, Stage, TV, Architectural, Theatre)
- LED pulse and strobe effect
- 4-button, DMX digital display on rear panel

COLORS

- UV (395-405nm)

CONSTRUCTION

- Metal Housing
- Scissor yoke

ELECTRICAL

- Multivoltage 100-240V 50/60Hz
- Power Consumption: 120W

CONNECTIONS

- 3-pin Locking DMX In/Out connections
- Locking Power In/Out connections

DIMENSIONS & WEIGHT

- Dimension: 320 x 278 x 200mm
- Weight: 4,98kg






SC SAFETY WIRES NEW

**SC3B (CODE: 1744000020)**

- Length: 800mm
- Cable Diameter: 3mm
- Weight Rating: ??kg
- Fall Brake loop
- Quick connect link with screw in fastener
- TUV Pending

SC5B (CODE: 1744000016)

- Length: 800mm
- Cable Diameter: 5mm
- Weight Rating: 45kg
- Fall Brake loop
- Quick connect link with screw in fastener
- TUV Pending

**SC4B (CODE: 1744000015)**

- Length: 800mm
- Cable Diameter: 4mm
- Weight Rating: 30kg
- Fall Brake loop
- Quick connect link with screw in fastener
- TUV Pending

SC6B (CODE: 1744000018)


- Length: 800mm
- Cable Diameter: 6mm
- Weight Rating: 70kg
- Fall Brake loop
- Quick connect link with screw in fastener
- TUV Pending



QUICK CONNECT LINK WITH SCREW IN FASTENER



FALL BREAK



WWW.ADJ.EU

Specifications are subject to change without notice



LED PIXEL STRIPS





PIXIE STRIP 120

CODE: 1226200063



SOURCE

- 120 SMD RGB 3-in-1 LEDs
- Individual LED Wattage: 0,2W
- PWM: 44kHz

OPTICS

- Viewing Angle : 120 x 120°
- Pixel Pitch: 16,5mm
- 60 pixels/m
- 4 Frost lenses included (1 white rounded, 1 white square, 1 smoked rounded, 1 smoked square)



INCLUDES 4 LENSES

CONTROL

- Controlled by
Pixie Driver 2000 V2
OR
Pixie Driver 8000
through Klingnet or ArtNet/sACN

COLORS

- RGB Color Mixing
- Color Resolution : 8-bit per color / 24-bit per pixel

CONSTRUCTION

- Extruded Aluminium Metal Housing
- Magnetic end-caps
- Includes 2 adjustable Hanging brackets

THERMAL

- Ambient Operational Temperature: -20°C to 45°C
- Storage Temperature: -30°C to 45°C

ELECTRICAL


- Works on 24V
- Max. Power consumption: 24W

CONNECTIONS

- 4-pin proprietary Power/Data In/Out connections

DIMENSIONS & WEIGHT

- Dimension: 2000 x 32 x 67mm
- Weight: 2,1kg



PIXIE STRIP 30

CODE: 1226200061



SOURCE

- 30 SMD RGB 3-in-1 LEDs
- Individual LED Wattage: 0,2W
- PWM: 44kHz

OPTICS

- Viewing Angle : 120 x 120°
- Pixel Pitch: 16,5mm
- 60 pixels/m
- 4 Frost lenses included (1 white rounded, 1 white square, 1 smoked rounded, 1 smoked square)



INCLUDES 4 LENSES

CONTROL

- Controlled by
Pixie Driver 2000 V2
OR
Pixie Driver 8000
through Klingnet or ArtNet/sACN

COLORS

- RGB Color Mixing
- Color Resolution : 8-bit per color / 24-bit per pixel

CONSTRUCTION

- Extruded Aluminium Metal Housing
- Magnetic end-caps
- Includes 1 adjustable Hanging bracket

THERMAL

- Ambient Operational Temperature: -20°C to 45°C
- Storage Temperature: -30°C to 45°C

ELECTRICAL

- 24V In/Out
- Max. Power consumption: 6W

CONNECTIONS

- 4-pin proprietary Power/Data In/Out connections

DIMENSIONS & WEIGHT

- Dimension: 500 x 32 x 67mm
- Weight: 0,7kg



PIXIE STRIP 60

CODE: 1226200062



SOURCE

- 60 SMD RGB 3-in-1 LEDs
- Individual LED Wattage: 0,2W
- PWM: 44kHz

OPTICS

- Viewing Angle : 120 x 120°
- Pixel Pitch: 16,5mm
- 60 pixels/m
- 4 Frost lenses included (1 white rounded, 1 white square, 1 smoked rounded, 1 smoked square)



INCLUDES 4 LENSES

CONTROL

- Controlled by
Pixie Driver 2000 V2
OR
Pixie Driver 8000
through Klingnet or ArtNet/sACN

COLORS

- RGB Color Mixing
- Color Resolution : 8-bit per color / 24-bit per pixel

CONSTRUCTION

- Extruded Aluminium Metal Housing
- Magnetic end-caps
- Includes 2 adjustable Hanging brackets

THERMAL

- Ambient Operational Temperature: -20°C to 45°C
- Storage Temperature: -30°C to 45°C

ELECTRICAL

- Works on 24V
- Max. Power consumption: 12W

CONNECTIONS

- 4-pin proprietary Power/Data In/Out connections

DIMENSIONS & WEIGHT

- Dimension: 1000 x 32 x 67mm
- Weight: 1,2kg



PIXIE CURVE 60

CODE: 1226200075

NEW




SOURCE

- 60 SMD RGB 3-in-1 LEDs
- Individual LED Wattage: 0,2W
- PWM: 44kHz

OPTICS

- Viewing Angle : 120 x 120°
- Pixel Pitch: 16,5mm
- 60 pixels/m



CONTROL

- Controlled by
Pixie Driver 2000 V2
OR
Pixie Driver 8000
through Klingnet or ArtNet/sACN

COLORS

- RGB Color Mixing
- Color Resolution: 8 bits per color / 24-bit per pixel

ELECTRICAL

- DC24V
- Max Power Consumption: 12W

THERMAL

- Ambient Operational Temperature: -20°C to 45°C
- Storage Temperature: -30°C to 45°C

INCLUDED ACCESSORIES

- Round clear cover (x1)
- 1.96' (0.6m) 4-pin power/data cable (x1)

CONNECTIONS

- 4-pin proprietary Power/Data In/Out connections

DIMENSIONS & WEIGHT

- Dimension: 653.2 x 34.5 x 78.8mm
- Weight: 1.2kg



WWW.ADJ.EU

Specifications are subject to change without notice

WWW.ADJ.EU

Specifications are subject to change without notice



PIXIE DRIVER 2000 V3 NEW

CODE: 1226200078



CONTROL FEATURES

- Power / data supply for ADJ Lighting Pixie Strip 30, Pixie Strip 60, Pixie Strip 120 and Pixie Curve 60
- Manual RGB mode
- Internal programs
- Manual Dimming and Strobe Control
- Full Pixel Mapping Control
- 2,040 Pixels via Kling-Net, ArtNet and sACN (1020 Pixels per Port)
- OLED screen with 4-button menu
- RDM compatible
- USB port for Firmware Updates

CONNECTIONS

- Power: (Indoor) Locking Power
- Two locking RJ45 ethernet ports
- Two 4-pin DC24V power/data outputs to Pixie Strips

CONTROL QUANTITY

- KlingNet/ArtNet/sACN: max 34x Pixie Strip 30; 17x Pixie Strip 60 or Pixie Curve 60; 8x Pixie Strip 120 (Per port, or any combination not exceeding 1,020 pixels per port)

ELECTRICAL

- Multi-voltage operation: AC 100-240V, 50/60Hz
- Power Consumption: 400W max
- Max ambient temperature: -20°C to 45°C

MOUNTING OPTIONS

- Bolt to add a clamp to hang from truss (clamp and truss not included)
- Includes 19-inch rack mount ears
- Safety Eye

DIMENSIONS & WEIGHT

- Dimension: 480x180.8x74mm
- Weight: 2.5kg

INCLUDED ACCESSORIES

- Indoor PowerLock Power Cable
- 19-Inch Rack Mount Ear Set
- 4-Pin Data Cable



PIXIE STRIP ACCESSORIES



PSLC1 1FT. PIXIE STRIP LINK CABLE 0.3M

CODE: 1611000078

PSLC3 3FT. PIXIE STRIP LINK CABLE (1M)

CODE: 1611000079

PSLC5 5FT. PIXIE STRIP LINK CABLE (1.5M)

CODE: 1611000080

PSLC10 10FT. PIXIE STRIP LINK CABLE (3M)

CODE: 1611000081

PSLC15 15FT. PIXIE STRIP LINK CABLE 4.5M

CODE: 1611000082

PSLC25 25FT. PIXIE STRIP LINK CABLE 7.5M

CODE: 1611000083


PSLC50 50FT. PIXIE STRIP LINK CABLE 15M

CODE: 1611000084



PIXIE DRIVER 8000 V2 NEW

CODE: 1226200079



CONTROL FEATURES

- Power / data supply for ADJ Pixie Strip 30, Pixie Strip 60, and Pixie Strip 120
- Manual RGB mode
- Internal programs
- Manual Dimming and Strobe Control
- Full Pixel Mapping Control
- Drives up to 8,160 Pixels via KlingNet, ArtNet and sACN (1,020 Pixels per port)
- OLED screen with 4-button menu
- USB port for Firmware Updates

CONNECTIONS

- Locking Power Input
- Two KlingNet / ArtNet ethernet ports
- Eight 4-pin DC24V power/data outputs to Pixie Strips

CONTROL QUANTITY

- KlingNet / ArtNet / sACN: (34) Pixie Strip 30's, (17) Pixie Strip 60's or (8) Pixie Strip 120's (Per port. Or any combination not exceeding 1,020 pixel per port)

ELECTRICAL

- Multi-voltage operation: AC 100-240V, 50/60Hz
- Power Consumption: 1,600W max
- -20°C to 45°C

MOUNTING OPTIONS

- Bolt to add a clamp to hang from truss (clamp and truss not included)
- Includes 19-inch rack mount ears
- Safety eye

DIMENSIONS / WEIGHT

- Dimension: 294x480x120mm
- Weight: 6.5kg

INCLUDED ACCESSORIES

- (1) PSLC10: 3m, 4-pin cable. Connects between Pixie Driver 8000 and Pixie Strip.
- (1) Power Input cable
- (2) 19" Rack Ears



WWW.ADJ.EU

Specifications are subject to change without notice

WWW.ADJ.EU

Specifications are subject to change without notice



W|G
WILFREDO GERARDO

W|G
WILFREDO GERARDO

W|G
WILFREDO GERARDO

VIDEO





SPECIFICATIONS

- Pixel Pitch (mm): 2.6mm
- Pixel Density (dot/m2): 147,456
- LED sealing Type: SMD1515 Kinglight Cooper
- Module Size (mm x mm): 250 x 250
- Module Resolution (PX x PX): 96 x 96
- Panel Resolution (PX x PX): 384 x 192 pixels (horizontally) or 192 x 384 (vertically).
- Average Life (Hours): 50,000H

FEATURES

- Installation Method: Hang or Wall Mount
- Maintenance: Front Service
- Configuration*: Horizontal (wall mount to hang); Vertical (wall mount only)

OPTICAL RATINGS

- Brightness (cd/m2): 800 NITS
- Horizontal Viewing Angle (Deg): 160°
- Vertical Viewing Angle (Deg): 140°
- Grey Scale (Bit): ≥14, CFD435
- Refresh Rate (Hz): 3840Hz

POWER SUPPLY

- Input Voltage (V): 100-240VAC
- Max Power Dissipation (W/m²): 350
- Average Power consumption (W/m²): 140

CONTROL SYSTEM

- Receiving Card: Novastar A8s-N

ENVIRONMENTAL

- Working Environment: Indoor
- Waterproof Level: IP20
- Working Temperature: -20°C ~ +40°C
- Work humidity (RH): 10%~90%
- Storage temperature range: -40°C ~ +80°C
- Operation humidity (RH): 10%~90%

WEIGHT / DIMENSIONS

- Cabinet Size (mm x mm): 1000 x 500mm
- Cabinet Weight: 9.5Kg
- Cabinet Thickness (mm): 33mm

OPTIONAL ACCESSORIES (PAGE 99)

- EVSVAC - Vacuum Tool to Remove Modules
- WMSHDC - Horizontal Data Cable for WMS Panel Series
- WMSHPC - Horizontal Power Cable for WMS Panel Series
- WMSMAT - WMS2 Magnet Adjustment Tool
- WMSMDC32 - 9.7M MainData Cable for WMS Panel Series
- WMSMPC16 - 5M Main Power Input Cable for WMS Panel Series
- WMSRB1 - Free Hang, 1M Rigging Bar (only for landscape orientation)
- WMST05 - Frame Trim each 0.5M Section
- WMST1M - Frame Trim each 1M Section
- WMSTCA - Trim Corner Adapter
- WMSTTA - Trim to Trim Adapter
- WMSVDC - Vertical Data Cable for WMS Panel Series
- WMSVPC - Vertical Power Cable for WMS Panel Series
- WMSWB1 - 1M, Wall Mount Bracket

SOURCE

- Pixel Pitch: 3.91mm
- LED Configuration: 3-in-1 SMD2121 LED
- Pixel Density: 128x128; 65536 per square meter
- Size: 500 x 500 x 75mm
- Module Quantity: 4
- Weight: 7.5kg.

FEATURES

- Corner Protectors to protect the corners of the EVS3 during transport, set-up and teardown
- Front and rear serviceable: 4 easy to replace video modules on each panel
- Magnets on top/bottom to temporarily connect panels before latching together allowing a single user to install an entire wall

MECHANICAL RATINGS

- Surface Flatness: Gaps<0.5mm

OPTICAL RATINGS

- Brightness: 800 NITS
- View Angle: Horizontal 160°/Vertical 140° @ 3m.
- Gray Scale: ≥14-bit
- Display Color: 256
- Brightness Adjustment: 0~100% 100 Levels
- Contrast ratio: 5000:1
- Processing: 14-bit

POWER SUPPLY

- Operation Power: 100~240V 50-60Hz
- Max. Power Consumption: 120W/per panel
- Ave. Power Consumption: 48W/per panel
- Connections Power/Data: Locking power In/Out/Locking RJ45

CONTROL SYSTEM

- Control Mode: Nova Star Synchronous System with Control via DVI
- Frame Update Frequency: 50-75Hz
- Scan Mode: 1/16
- Refresh Rate: 3840Hz
- Brightness Correction: Pixel, Module, Cabinet

ENVIRONMENTAL

- Operating Temp / Humidity: -20°C + 40°C/ 10-90% (No Condensation)
- Operating Life / MTBF: 50,000 Hours / 5,000 Hours
- Protection Level: IP20 (Front and Back)
- Out of Control Rate: <0.02%

OPTIONAL ACCESSORIES



- VSRB1: Rigging Bar – Hang up to 20 EVS3 Video Panels vertically
- VSRQR: Quick Rig - Attaches and locks on to the rear of EVS3 so it can be fastened to a 2" pipe or truss
- VS1RSB Rear Support Bracket for EVS3
- VSSCSB: Single Column Support Base

INCLUDED ITEMS

- Locking Power Link Cable
- Locking RJ45 Link Cable

CERTIFICATIONS

- This product was developed for temporary use only! It should not be permanently installed.



VS3 IP

CODE: 1226300160



SOURCE

- Light Source: RGB SMD1921 LED
- Pixel Density: 150x150 per panel; 67816 per square meter
- Operating Life / MTBF: 50,000 Hours / 5,000 Hours
- Pixel Pitch: 3.84mm
- Gaps <0.5mm

OPTICS

- Brightness: 4500 NITS
- View Angle: Horizontal 160°/Vertical 140° @3m
- Gray Scale: ≥14-bit
- Brightness Adjustment: 0-100% 100 Levels
- Contrast ratio: 5000:1
- Display Color: 256
- Processing: 14-bit

CONTROL

- Control Mode: Novastar Synchronous System
- Refresh Rate: 3840Hz
- Control Distance: Ethernet Cable <120m
- Optional Novastar Sending Cards and Accessories available
- Frame Update Frequency: 50-75Hz
- Brightness Correction: Pixel, Module, Cabinet

COLORS

- RGB

CONSTRUCTION

- Protection Level: IP65 Front / IP54 Back
- Aluminium Frame with built-in corner protectors
- Module Quantity: 4
- IP65 Front / IP54 Back (Temporary outdoor use)
- Curve panels in convex or concave -6, -3 degrees or 0, +3, +6 degrees
- Quick lock system to connect panels together
- Quick release power supply/receiving card module

ELECTRICAL

- Multivoltage 100-240V 50/60Hz
- Max. Power Consumption: 210W/per panel
- Ave. Power Consumption: 84W/per panel
- Operational temperature: -20 to +40 degrees
- Operational humidity: 10% — 90% (no condensation)

CONNECTIONS

- Locking IP65 RJ45 In/Out connections
- Locking IP65 Power In/Out connections

DIMENSIONS & WEIGHT

- Dimension: 576 x 76.8 x 576 mm
- Weight: 9kg

INCLUDED ACCESSORIES

- Power link cable (0.85m)
- 1 data link cable (0.85m)


TOURING CASE FOR 8X VS3 IP

Code: 1521000381



VS2

CODE: 1226300150



SOURCE

- Light Source: RGB SMD2121 LEDs
- Pixel Density : 168 x 168 pixels, 112896 per square meter
- Average LED lifetime/MTBF : 50,000 hrs./5,000 hrs.
- Pixel Pitch: 2.97mm
- Gaps <0.5mm

OPTICS

- Brightness: 1000 NITS
- View Angle: Horizontal 160°/Vertical 140°
- Gray Scale / Display Color: ≥14-bit / 256
- Brightness Adjustment: 0-100% 100 Levels
- Contrast Ratio: 5000:1
- Processing: 14-bit

CONTROL

- Built-In Novastar Receiving Card
- LED Refresh Rate: 3840Hz
- Control Distance: Ethernet Cable <100m or Fiber Optic >120m
- Optional Novastar Sending Cards and Accessories available

COLORS

- RGB

CONSTRUCTION

- Magnetic Aluminium Frame with built-in corner protectors
- Module Quantity: 4, magnetic module design
- Module Size : 250 x 250mm, Front & Rear serviceable
- IP Rating: IP20

ELECTRICAL

- Multivoltage 100-240V 50/60Hz
- Max Power Consumption: 170W/panel
- Average Power Consumption: 68W/panel
- Operational temperature: -20°C to +40°C
- Operational humidity: 10% - 90% (no condensation)

CONNECTIONS




- Locking IP65 RJ45 In/Out connections
- Locking IP65 Power In/Out connections

DIMENSIONS & WEIGHT

- Dimension: 500 x 69.6 x 500 mm
- Weight: 7.7kg

TOURING CASE FOR 8X VS2; VS3; VS5

Code: 1226300118




WWW.ADJ.EU

Specifications are subject to change without notice

WWW.ADJ.EU

Specifications are subject to change without notice



VS3

CODE: 1226300151



SOURCE

- Light Source: RGB SMD2121 LEDs
- Pixel Density : 128 x 128 pixels, 65536 per square meter
- Average LED lifetime/MTBF : 50,000 hrs./5,000 hrs.
- Pixel Pitch: 3.91mm
- Gaps <0.5mm

OPTICS

- Brightness: 1000 NITS
- View Angle: Horizontal 160°/Vertical 140°
- Gray Scale / Display Color: ≥14-bit / 256
- Brightness Adjustment: 0~100% 100 Levels
- Contrast Ratio: 5000:1
- Processing: 14-bit

CONTROL

- Built-In Novastar Receiving Card
- LED Refresh Rate: 3840Hz
- Control Distance: Ethernet Cable <100m or Fiber Optic >120m
- Optional Novastar Sending Cards and Accessories available

CONSTRUCTION

- Magnetic Aluminium Frame with built-in corner protectors
- Module Quantity: 4, magnetic module design
- Module Size : 250 x 250mm, Front & Rear serviceable
- IP Rating: IP20


ELECTRICAL

- Multivoltage 100-240V 50/60Hz
- Max Power Consumption: 170W/panel
- Average Power Consumption: 68W/panel



VS5

CODE: 1226300152



SOURCE

- Light Source: RGB SMD2121 LEDs
- Pixel Density : 84 x 84 pixels, 28224 per square meter
- Average LED lifetime/MTBF : 50,000 hrs./5,000 hrs.
- Pixel Pitch: 5.95mm
- Gaps <0.5mm

OPTICS

- Brightness: 1000 NITS
- View Angle: Horizontal 160°/Vertical 140°
- Gray Scale / Display Color: ≥14-bit / 256
- Brightness Adjustment: 0~100% 100 Levels
- Contrast Ratio: 5000:1
- Processing: 14-bit

CONTROL

- Built-In Novastar Receiving Card
- LED Refresh Rate: 3840Hz
- Control Distance: Ethernet Cable <100m or Fiber Optic >120m
- Optional Novastar Sending Cards and Accessories available

CONSTRUCTION

- Magnetic Aluminium Frame with built-in corner protectors
- Module Quantity: 4, magnetic module design
- Module Size : 250 x 250mm, Front & Rear serviceable
- IP Rating: IP20

ELECTRICAL

- Multivoltage 100-240V 50/60Hz
- Max Power Consumption: 170W/panel
- Average Power Consumption: 68W/panel

MCTRL 4K

CODE: 126300114



NovaStar has developed the MCTRL4K, a LED display controller with an ultra-large loading capacity. Each unit can handle up to 4096x2160@60Hz loading capacity, while also supporting custom resolutions with a maximum width or height of up to 7680 pixels, making it ideal for on-site configuration of ultra-long or ultra-wide LED displays. The MCTRL4K is a dependable and powerful display controller, designed to offer an outstanding visual experience. It is suitable for both fixed and rental applications, such as concerts, live events, security monitoring, the Olympics, and sports centers.

QUICK OVERVIEW

- Loading Capacity: 8.3 million pixels
- Max Width/Height up to 7,680 pixels
- 12bit/10bit/8bit HD video source
- Inputs: 2x DVI-D, 1x HDMI 2.0, 1x DP 1.2, 1x Ethernet
- Outputs: 16x Ethernet, 4x Optical, 1x Genlock Loop Loop

VX16S

CODE: 1226300144



The VX16s is NovaStar's new all-in-one controller that integrates video processing, video control and LED screen configuration into one unit. Together with NovaStar's V-Can video control software, it enables richer image mosaic effects and easier operations. The VX16s supports a variety of video signals, Ultra HD 4Kx2K@60Hz image processing and sending capabilities, as well as up to 10,400,000 pixels.

QUICK OVERVIEW

- Loading Capacity: 10.4 million pixels
- Inputs: 2x 3G-SDI, 1x HDMI 2.0, 4x SL-DVI
- Outputs: 16x Ethernet (3 independent layers), 1x 4Kx2K main layer 2x 2Kx1K PIPs (PIP1 & PIP2), adjustable layer priorities, various output frame rates.
- Up to 4 DVI inputs can form an indep. input source, which is DVI mosaic.
- Supports 3D display effect on the LED screen
- 3 Scaling options: pixel-to-pixel, full screen & custom scaling

VX1000

CODE: 126300146



The VX1000 is a robust video processor that provides a comprehensive solution for controlling your large LED screen(s). It is the superior version of the VX4S-N and has the capability to handle significantly higher resolutions and more LED screens. With a maximum capacity of up to 6,500,000 pixels, it can support ultra-wide and ultra-high LED screen applications with a resolution of up to 10,240 pixels wide or up to 8,192 pixels high.

QUICK OVERVIEW

- Loading Capacity: 6.5 million pixels
- Max Height up to 8,192 pixels
- Max Width up to 10,240 pixels
- Inputs: 2x HDMI 1.4, 2x DVI, 1x 3G-SDI
- Outputs: 10x Ethernet, 1x HDMI (Monitoring Output), 1x HDMI 1.4 LOOP, 1x DVI LOOP, 1x 3G-SDI LOOP, 2x Optical for LED screen connection

VX600

CODE: 1226300145



The Novastar VX-600 serves as an all-inclusive video processor that's ideal for small to medium-sized LED screen setups. Capable of supporting up to 3.9 million pixels in total, the device can handle up to 10,240 pixels in width or 8,192 pixels in height. This makes it well-suited for use in ultra-wide and ultra-high LED screen installations.

QUICK OVERVIEW


- Loading Capacity: 3.9 million pixels
- Max Height up to 8,192 pixels
- Max Width up to 10,240 pixels
- Inputs: 2x HDMI 1.3, 1x DVI, 1x 3G-SDI, 1x OPT1
- Outputs: 6x Ethernet, 1x HDMI (Monitoring Output), 1x HDMI 1.3 LOOP, 1x DVI LOOP, 1x 3G-SDI LOOP, 2x Optical for LED screen connection



The MCTRL300 is the Novastar's smallest LED controller which enables LED displays to be set up within a very short time. The sending card is built into a stable metal housing and is delivered with a DVI input. In addition, the controller has a light sensor connection to which the NovaStar NS060 can be connected for automatic brightness monitoring (available on demand only). The MCTRL300 is ideal for small to medium-sized LED displays and is compatible with all ADJ Video Panel Series : VS2/VS3/VS5/AV2/AV3/AV4IP & AV6X.

QUICK OVERVIEW

- Loading Capacity: 1.3 million pixels
- Supported resolutions: 1280x1024, 1024x1200, 1600x848, 1920x712, 2048x668
- Supported input: Composite, S-Video, Component, VGA, DVI, HDMI, HD_SDI to DVI
- Inputs: 1x DVI, 1x IEC Power, 1x Light Sensor, 1x USB Type B (for PC connection)
- Outputs: 2x Ethernet (CAT6)



ACCESSORIES WMS2

EVSAC - VACUUM TOOL TO REMOVE MODULES	CODE: 1226300171
WMSHDC - 1.4M HORIZONTAL DATA CABLE FOR WMS PANEL SERIES	CODE: 1226300175
WMSHPC - 1.3M HORIZONTAL POWER CABLE FOR WMS PANEL SERIES	CODE: 1226300174
WMSMAT - WMS2 MAGNET ADJUSTMENT TOOL	CODE: 1226300170
WMSMDC32 - 9.7M MAINDATA CABLE FOR WMS PANEL SERIES	CODE: 1226300177
WMSMPC16 - 5M MAIN POWER INPUT CABLE FOR WMS PANEL SERIES	CODE: 1226300176
WMSRB1 - FREE HANG, 1 METER RIGGING BAR (MAX HANG; 15 PANELS)	CODE: 1226300169
WMST05 - FRAME TRIM FOR EACH 0.5M SECTION WMS VIDEO WALL	CODE: 1226300178
WMST1M - FRAME TRIM FOR FOR EACH 1M SECTION WMS VIDEO WALL	CODE: 1226300179
WMSTCA - TRIM CORNER ADAPTER FOR WMS PANEL SERIES	CODE: 1226300180
WMSTTA - TRIM TO TRIM ADAPTER FOR WMS PANEL SERIES	CODE: 1226300181
WMSVDC - 0.56M VERTICAL DATA CABLE FOR WMS PANEL SERIES	CODE: 1226300172
WMSVPC - 0.56M VERTICAL POWER CABLE FOR WMS PANEL SERIES	CODE: 1226300173
WMSWB1 - 1M WALL MOUNT BRACKET	CODE: 1226300168

TAURUS TB60



The Novastar Taurus TB60 is a combined LED Processor and Multimedia Player designed for medium to large fixed screen installations. Its advanced configuration software and cloud solutions enable easy control of vast screens.

QUICK OVERVIEW

- Loading Capacity: 2.3 million pixels
- WiFi (AP, STA)
- Built-in scaler
- Content upload via Ethernet or USB
- Inputs: 1x HDMI 1.3, 1x Temperature sensor, 1x lightsensor input
- 4 LED Outputs (650,000px each)
- Outputs: 1x HDMI 1.3, TRS balanced 3.5mm



ACCESSORIES FOR VS2, VS3 & VS5

VSRB1, RIGGING BAR (HANGING/GROUND STACK)	CODE: 1226300153
VSMRT, MAGNETIC REMOVAL TOOL FOR VISION SERIES LED VIDEO PANELS	CODE: 1226300155
VSRQR, REAR QUICK RIG TO SECURE THE GROUND STACK TO A 50MM PIPE	CODE: 1226300156
VS1RSB, ADAPTER FOR A PERFECTLY FLAT VIDEO WALL	CODE: 1226300158
VSSCSB, FREE STANDING SINGLE COLUMN SUPPORT BASE (MAX 5 PANELS)	CODE: 1226300157

VX400



The VX400 is NovaStar's new all-in-one controller that integrates video processing and video control into one box. It features 4 Ethernet ports and supports video controller, fiber converter and Bypass working modes. A VX400 unit can drive up to 2.6 million pixels, with the maximum output width and height up to 10,240 pixels and 8192 pixels respectively, which is ideal for ultra-wide and ultra-high LED screens.

QUICK OVERVIEW

- Loading Capacity: 2.6 million pixels
- Max Width up to 10,240 pixels
- Inputs: 1x HDMI 1.3, 1x HDMI (IN&Loop) 1x DVI, 1x 3G-SDI, 1x OPT1
- Outputs: 4x Ethernet, 2x Fiber Out, OPT1 copies output on 4 Ethernet Ports, OPT2 copies or backs up output on 4 Ethernet Ports, 1 HDMI 1.3 for monitoring output



ACCESSORIES FOR VS3 IP

VS3IPRB1, RIGGING BAR (HANGING/GROUND STACK)	CODE: 1226300161
VS3IPRSB, ADAPTER FOR A PERFECTLY FLAT VIDEO WALL	CODE: 1226300162



SPECIAL EFFECTS



ENTOUR ICE

CODE: 141100032



FEATURES

- Professional low-lying fog machine with road case and heavy-duty casters
- Massive fog output of 550 square meters
- Dual element heating system
- 4-section electronic temperature control system
- Average run time: 5 minutes
- Requires dry ice and water
- Water Level Sensor: pump automatically turns off when water is too low
- Dry ice consumption: 12kg/ 3,5 min
- Water drain valve: recessed for protection located lower-front of case
- 10-hour holding time of cooler box

THERMAL

- Max Ambient Temperature: 40°C
- Max Surface Temperature: 60°C
- Max Water Temperature: 80., 75., 70., 65.
- Initial heat time: 45 min @ 230V

CONTROL

- 3 Operating Modes: built-in timer, manual, or DMX control
- 3 DMX Channel Modes: 1, 2 or 6 Channels

CONNECTIONS

- 3- pin & 5-pin locking DMX In/Out connections
- 2x Locking Power IN (1 Main, 1 Auxiliary)

ELECTRICAL

- Power Voltage: 120V-230VAC / 50/60Hz (non-switchable)
- Dual Element Heating System: 2x 3000 Watts @230V
- Power Consumption: (full) 6100 Watts

DIMENSIONS & WEIGHT

- Dimensions without case + wheels: 543 x 460 x 617 mm
- Dimensions with case + wheels: 546 x 463 x 632 mm
- Weight: (with wheels no case cover): 33kg
- Weight: (with case cover + wheels): 42,5kg
- Water Tank Capacity: 32 Liters
- Dry Ice Basket Capacity: 12kg

INCLUDED ITEMS

- Entour Ice Machine with heavy-duty casters
- Entour Ice Hose : Fog conduction hose with hose clamps (1.5 m) and wide-mouth fog dispersion hose adaptor
- Tour-grade flight case
- 2x Locking Power power cables
- Product manual

ENTOURAGE

CODE: 1411100019



FEATURES

- Professional 1400W DMX Faze Machine
- Warm-up time: 45 Seconds
- Output: 420m3 per min (max output)
- Fluid consumption : 16ml/min max output
- Uses ADJ water based Haze fluid (Code 1421200027 ADJ Haze Fluid water based 5l)

CONTROL

- 4 Operating Modes: built-in timer, manual, continuous or DMX control
- 3 DMX Channel Modes: 1, 2 or 4 Channels
- Fan speed adjustment 5% to 100%
- Haze volume adjustment 0% to 100%
- LCD Function Display with built-in remote with Fog Timer, Continuous Fogging, & Manual Fogging
- 2 direct access buttons for manual fogging and timer operation

CONSTRUCTION

- Metal Housing with flight Case
- External fluid tank: 5,6 Lt

CONNECTIONS

- 3 & 5-pin locking DMX In/Out connections
- Locking Power IN connection

ELECTRICAL

- Power Voltage: 120V-230VAC / 50/60Hz (non-switchable)
- Heating System: 1400W
- Power Consumption: 1500W

DIMENSIONS & WEIGHT

- Dimensions (LxWxH): 533 x 387 x 249mm
- Weight: 21,3kg

ENTOUR SNOW

CODE: 1411100026



FEATURES

- Professional DMX Snow Machine
- Output: Highest Height: 10m; Longest Distance: 12m
- No warm-up time necessary
- Fluid Consumption Rate: 500ml/min
- Uses ADJ Snow fluid (Code 1223200004 Snow Juice)

CONTROL

- 4 Operating Modes: built-in timer, manual snow, continuous snow or DMX control
- 3 DMX Channel Modes: 1, 3 or 5 Channels
- Built-In timer
- Optional wired remote control available (Visit page 79)
- Fan speed adjustment 50% or 100%
- LCD Function Display with built-in remote with Timer, Continuous Snow & Manual control
- 2 On/Off buttons for timer and manual snow

CONSTRUCTION

- Metal Housing
- Hanging Bracket
- External fluid tank: 5,6 Lt

CONNECTIONS

- 3- & 5-pin locking DMX In/Out connections
- Locking Power IN connection
- 6,3mm Jack for optional remote controller

ELECTRICAL

- Power Voltage: 120V/50Hz or 230V/60Hz (non-switchable)
- Power Consumption: 1250W

DIMENSIONS & WEIGHT

- Dimensions (LxWxH): 391 x 550 x 257mm
- Weight: 13,5kg

ENTOUR VENUE

CODE: 1411100020



FEATURES

- Professional 1400W DMX Faze Machine
- Warm-up time: 45 Seconds
- Output: 420m3 per min (max output)
- Fluid consumption : 16ml/min max output
- Uses ADJ water based Haze fluid (Code 1421200027 ADJ Haze Fluid water based 5l)

CONTROL

- 4 Operating Modes: built-in timer, manual, continuous or DMX control
- 3 DMX Channel Modes: 1, 2 or 4 Channels
- Fan speed adjustment 5% to 100%
- Haze volume adjustment 0% to 100%
- LCD Function Display with built-in remote with Fog Timer, Continuous Fogging, & Manual Fogging
- 2 direct access buttons for manual fogging and timer operation

CONSTRUCTION

- Metal Housing
- Hanging Bracket
- External fluid tank: 5,6 Lt

CONNECTIONS

- 3 & 5-pin locking DMX In/Out connections
- Locking Power IN connection

ELECTRICAL

- Power Voltage: 120V-230VAC / 50/60Hz (non-switchable)
- Heating System: 1400W
- Power Consumption: 1500W

DIMENSIONS & WEIGHT

- Dimensions (LxWxH): 394 x 434 x 253mm
- Weight: 10,6kg



ENTOUR CYCLONE

CODE: 1411100027



FEATURES

- Professional Mobile DMX Fan Machine

CONTROL

- 2 operational modes : Manual control & DMX control
- 2 DMX Channel Modes: 1 or 2 channels
- LCD function display with 4-button menu
- Manual Fan Speed potentiometer on rear
- Fans speed range: 500-3000 rpm

CONSTRUCTION

- Metal Housing with protective Metal grilles on front and rear
- Dual Scissor Yoke

ELECTRICAL

- Voltage operation: 240V, 50/60Hz Non-switchable
- Power consumption: 120W min - 220W max
- Fan Motor Power : 120W
- Fuse: 2A 250V (230V)

CONNECTIONS

- 3-pin DMX In/Out connections
- Locking power In/Out connection
- 6.3mm Jack for optional remote control (See below for Entour VT-1 controller)

DIMENSIONS / WEIGHT

- Dimensions (LxWxH): 350 x 422 x 131mm
- Weight: 8,56kg



FOG FURY JETT PRO

CODE: 1411100021



SOURCE

- 28 x 3-Watt LEDs (6 Red, 7 Green, 6 Blue, 3 Amber & 6 UV LEDs)

CONTROL

- DMX Channels: 1, 2, 3, 7 or 9 DMX channels
- LED zone control in 7 & 9 ch. DMX mode
- Remote Control Included: FFJWR (wired)
- Manual control

OUTPUT

- Output: 40,000 Cubic Feet/1.132m3 Per minute
- Heater: 1450 Watts
- Heat Up Time: 9 min
- Fluid Type: Water Based Fog Fluid
- Fluid Consumption: 150ml/min
- On board control or Wireless DMX

CONSTRUCTION

- Operates in multiple positions
- Metal housing
- LED display

ELECTRICAL

- AC 120V/60Hz or 240/50Hz (non switching)
- Power Draw: 1550 W
- ADJ's Electronic Thermo Sensing (ETS) technology

CONNECTIONS

- Data: 3-pin & 5-pin DMX In/Out
- Power: IEC C13 plug
- WiFLY EXR Wireless DMX

DIMENSIONS

- Dimensions (LxWxH): 419 x 315 x 206mm
- Weight: 9.5kg
- Tank Size: 2.5 Liter removable tank

INCLUDED ACCESSORIES

- Manual
- FFJWR wired remote
- IEC C13 Power Cable



ENTOUR VT-1 CONTROLLER

CODE: 1411100029

VT-1 Controller is a cabled remote controller

CONTROLS

- Fan/Snow/Fog output volume
- On/Off

COMPATIBLE WITH:

- Entour Cyclone
- Entour Snow
- Entour Faze
- Entour Faze Jr

DIMENSIONS / WEIGHT

- Cable length: 8m
- Connector: 6,3mm Stereo Jack
- Dimensions(LxWxH): 90 x 50x 39mm
- Weight: 0,257kg

**COMPATIBLE WITH:
ENTOUR CYCLONE**



**COMPATIBLE WITH:
ENTOUR SNOW**



**COMPATIBLE WITH:
ENTOUR FAZE (JR)**



Wireless Remote Controller

COMPATIBLE WITH:

- Fog Fury Jett
- Fog Fury Jett Pro

FFJPWR WR FOR FOG FURY JETT PRO

CODE: 1411100009

**COMPATIBLE WITH:
FOG FURY JETT**



**COMPATIBLE WITH:
FOG FURY JETT PRO**





DMX CONTROL & TOOLS



DATA DISTRO 6

CODE: 1321000084

NEW



The Data Distro 6 is a versatile and compact solution for streamlined DMX512 and RDM signal distribution. Designed for seamless integration into your lighting setup, this data splitter ensures reliable and convenient hanging with 1 Truss Mount featuring two Velcro Straps or M10 Screw Clamp (clamp not included).

PROTOCOLS

- DMX512
- RDM

PHYSICAL

- 180 degree mounting bracket system

DIMENSIONS / WEIGHT

- Length: 120mm
- Width: 137.75mm
- Height: 129.55mm
- Weight: 0.83kg

ELECTRICAL

- AC Input: 100-230V 50/60Hz
- Power Consumption: 2.9W @ 230V
- Power Input Protection: Fuse, T1.25A/250 (5.2x20mm)

THERMAL


- Ambient Operational Temperature: -20°C to 45°C
- Humidity: <75%
- Storage Temperature: 25°C

WHAT'S INCLUDED

- 2x Straps (used to attach unit to truss)
- 1x Clamp Mounting Bracket
- 1x Power Cord

APPROVALS / RATINGS

- IP20



WWW.ADJ.EU

Specifications are subject to change without notice



RDM XS8

CODE: 1321000087

NEW



PROTOCOLS

- DMX512
- RDM

PHYSICAL

- 19-Inch Rack Mount (1 rack space)
- 1x Indoor 5pin XLR Input
- 1x Indoor 5pin XLR Thru
- 8x Indoor 5pin XLR Outputs
- Link Out Termination Switch
- DMX / RDM Protocol Switch

DIMENSIONS / WEIGHT

- Length: 152.4mm
- Width: 482mm
- Height: 44mm
- Weight: 2.21kg

ELECTRICAL

- AC Input: 100-230V 50/60Hz
- Power Consumption: 3.3W @ 230V
- Power Input Protection: Fuse, T1.25A/250 (5.2x20mm)

THERMAL

- Ambient Operational Temperature: -20°C to 45°C



The RDM XS8 is a 19-inch rack mount, 8-way DMX and RDM data splitter.

With one 5-pin input, one 5-pin thru and eight 5-pin outputs, the RDM XS8 makes running DMX cables easier and more efficient. Designed for seamless integration into your lighting setup, this data splitter ensures reliable and convenient installation into a 19-inch rack mount cabinet.



D4 BRANCH RM

CODE: 1321000071



FEATURES

- 4-Way DMX Data Splitter / Fully DMX512 (1990) Compliant
- Link / Terminate Button for Easy Troubleshooting
- DMX Status LED Indicator
- (1) 3pin + (1) 5pin XLR Isolated Inputs
- (1) 3pin + (1) 5pin XLR Passive Loop Output
- (4) 3pin + (4) 5pin XLR Isolated Outputs



The D4 Branch RM™ is a single rack space, 4-way distributor/booster with 3pin and 5pin XLR input and output jacks. This unit takes the incoming DMX signal and splits it to four (4) separate outputs that are electronically isolated from each other to ensure uninterrupted data. In addition, each output has dedicated drivers to boost the incoming signal, and the unit includes a link/terminate button for easy troubleshooting.

WWW.ADJ.EU

Specifications are subject to change without notice



NET 4

CODE: 1321000085

NEW



NET 8

CODE: 1321000086

NEW



FEATURES

- ArtNet / sACN /DMX, 4 Port Node
- Line Voltage or Power over Ethernet (PoE) powered
- DHCP or Static IP Address
- 1.7" LCD Display
- Configurable from unit menu or web browser

PROTOCOLS

- DMX512
- RDM
- Artnet
- sACN

PHYSICAL

- M10 & M12 Threads for rigging
- Safety eyelet
- 2x Indoor RJ45 Input & Output
- 4x 5pin XLR Input / Output

DIMENSIONS & WEIGHT

- Length: 150.5mm
- Width: 215.3mm
- Height: 42mm
- Weight: 1.43 kg

POWER

- AC Input 95-240V,50/60Hz
- PoE 802.3af
- AC Power: 15W
- PoE Power: 15W
- Power Consumption: 4W @ 230V
- Power Input Protection: Fuse, T1.25A/250 [5.2x20mm]

THERMAL

- Ambient Operational Temperature: -20°C to 45°C
- Humidity: <75%
- Storage Temperature: 25°C

CERTIFICATIONS & IP RATING

- IP20

INCLUDED ACCESSORIES

- Indoor locking power cord

OPTIONAL ACCESSORIES

- Aria X2 Shelf
- 35mm Din Rail adapter (2pcs. Required)

FEATURES

- ArtNet / sACN /DMX, 8 Port Node
- Line Voltage or Power over Ethernet (PoE) powered
- DHCP or Static IP Address
- 1.7" LCD Display
- Configurable from unit menu or web browser

PROTOCOLS

- DMX512
- RDM
- Artnet
- sACN

CONNECTIONS

- 2x Indoor RJ45 Input & Output
- 8x 5pin XLR Input / Output

DIMENSIONS & WEIGHT

- Length: 129.3mm
- Width: 482.5mm
- Height: 43.8mm
- Weight: 2.16 kg

POWER

- AC Input 95-240V,50/60Hz
- PoE 802.3af
- AC Power: 15W
- PoE Power: 15W
- Power Consumption: 5.9W @ 230V
- Power Input Protection: Fuse, T1.25A/250V [5.2x20mm]

THERMAL

- Ambient Operational Temperature: -20°C to 45°C
- Humidity: <75%
- Storage Temperature: 25°C

CERTIFICATIONS & IP RATING

- IP20

INCLUDED ACCESSORIES

- Indoor locking power cord



WWW.ADJ.EU

Specifications are subject to change without notice



WWW.ADJ.EU

Specifications are subject to change without notice





ARIA X2 BRIDGE NEW

CODE: 1321000090



ARIA X2 TRANSCEIVER NEW

CODE: 1321000089



FEATURES

- Single DMX Universe
- 900MHz., 2.4 GHz WiFi and Bluetooth
- Configuration via App (Coming Soon) or Front panel
- Wireless to DMX or DMX to Wireless
- Aria X2 to SM220 (eFly, WiFly, MagFly and Acclaim Aria)
- SM220 (eFly, WiFly, MagFly and Acclaim Aria) to Aria X2

SUPPORTED PROTOCOLS

- DMX
- RDM (Planned for future software release)
- Proprietary 802.15.4
- Aria X2 Mesh Protocol
- Bluetooth 5.2 (BLE)
- Aria X2 Serial Protocol
- This is our proprietary serial protocol for communicating with a variety of fixtures.

RF CHARACTERISTICS

- Frequency range
- 2404-2480 MHz
- 863-870 MHz (EU)
- 902-928 MHz
- Radio module: Aria X2
- Interference mitigation
- CSMA
- Adaptive frequency hopping (on the roadmap)
- OTA updates

CONNECTORS

- Antenna: 5G JT SMA
- DMX: 5-pin XLR Input and Output
- DC: 2.5mm/5.5mm Barrel connector
- Outdoor Locking Power Input and Output

POWER

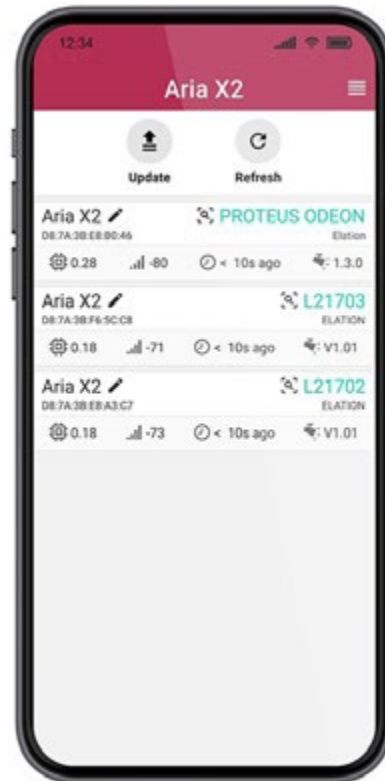
- AC100-240V 50/60Hz
- Power Consumption: 2W
- Power Fuse: T1.25A/250V. (5 x 20mm)

PHYSICAL

- IP20 Aluminum / Metal enclosure
- Front panel digital screen and rotary knob
- M10 and M12 Threads
- Safety Eyelet
- Max ambient operating temp: 45°C
- Max operating humidity: <75%
- Storage temperature: 25°C
- Rack and wall mount accessories

DIMENSIONS AND WEIGHT

- Length: 163.95mm
- Width: 215.30mm
- Height: 42mm
- 1.23kgs



MAIN FEATURES

- Single DMX Universe
- 2.4 GHz WiFi and Bluetooth
- Configuration via App or Front Panel
- Wireless to DMX or DMX to Wireless

SUPPORTED PROTOCOLS

- DMX (RDM is planned)
- Proprietary 802.15.4
- Aria X2 Mesh Protocol
- Bluetooth 5.2 (BLE)
- Aria X2 Serial Protocol

RF CHARACTERISTICS

- Frequency range:
- 2404-2480 MHz
 - 863-870 MHz (EU)
 - 902-928 MHz
 - Radio module: Aria X2

Interference mitigation:

- CSMA
- Adaptive frequency hopping (on the roadmap)
- OTA updates

CONNECTORS

- Antenna: JT SMA
- DMX: 5-pin XLR Input and Output
- DC: 2.5mm/5.5mm Barrel connector
- Outdoor Locking Power Input and Output

POWER

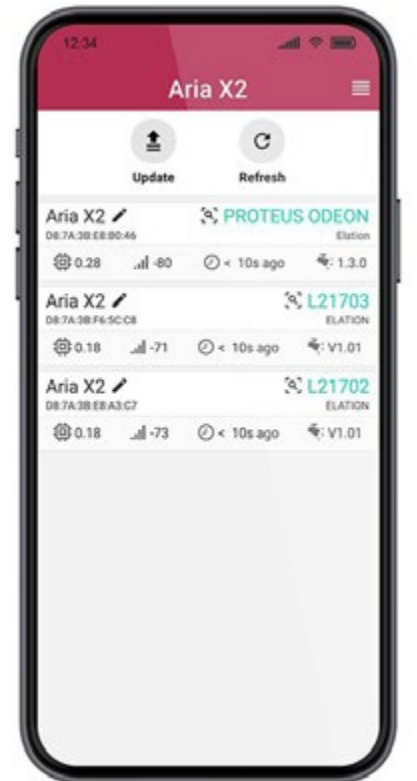
- AC100-240V 50/60Hz
- Power Consumption: 2W
- Power Fuse: T1.25A/250V. (5 x 20mm)

PHYSICAL

- IP20 Aluminum / Metal enclosure
- Front panel screen and rotary knob
- M10 and M12 Threads
- Safety Eyelet
- Max ambient operating temp: 45°C
- Max operating humidity: <75%
- Storage temperature: 25°C)
- Rack and wall mount accessories

DIMENSIONS AND WEIGHT

- Length: 163.95mm
- Width: 215.30mm
- Height: 42mm
- 1.23 kg



WWW.ADJ.EU

Specifications are subject to change without notice

WWW.ADJ.EU

Specifications are subject to change without notice



ARIA X2 BRIDGE IPC

CODE: 1321000093

NEW



ARIA X2 IPC

CODE: 1321000092

NEW

aria



PRELIMINARY INFO

FEATURES

- Single DMX Universe
- 900MHz., 2.4 GHz WiFi and Bluetooth
- Configuration via App (Coming Soon) or Front panel
- Wireless to DMX or DMX to Wireless
- Aria X2 to SM220 (eFly, WiFly, MagFly and Acclaim Aria)
- SM220 (eFly, WiFly, MagFly and Acclaim Aria) to Aria X2
- IP65 Housing

SUPPORTED PROTOCOLS

- DMX
- RDM (Planned for future software release)
- Proprietary 802.15.4
- Aria X2 Mesh Protocol
- Bluetooth 5.2 (BLE)
- Aria X2 Serial Protocol
- This is our proprietary serial protocol for communicating with a variety of fixtures.

RF CHARACTERISTICS

- Frequency range
- 2404-2480 MHz
- 863-870 MHz (EU)
- 902-928 MHz
- Radio module: Aria X2
- Interference mitigation
- CSMA
- Adaptive frequency hopping (on the roadmap)
- OTA updates

CONNECTIONS

- Antenna: 5G JT SMA
- DMX: 5-pin XLR Input and Output
- DC: 2.5mm/5.5mm Barrel connector
- Outdoor Locking Power Input and Output

POWER

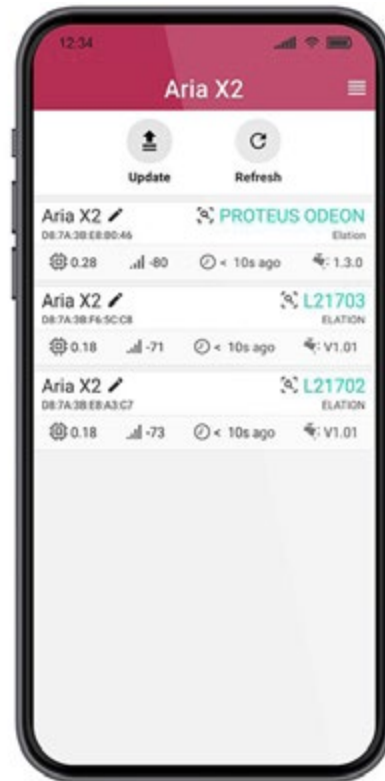
- AC100-240V 50/60Hz
- Power Consumption: 2W
- Power Fuse: T1.25A/250V. (5 x 20mm)

PHYSICAL

- IP65 Metal enclosure
- Front panel digital screen and rotary knob
- M12 Threads
- Safety Eyelet
- Max ambient operating temp: -20°C ~ 45°C
- Max operating humidity: <75%
- Storage temperature: 25°C

DIMENSIONS AND WEIGHT

- Length: 163.95mm
- Width: 215.30mm
- Height: 42mm
- Weight: 1.23 kg



aria



PRELIMINARY INFO

FEATURES

- Single DMX Universe
- 900MHz., 2.4 GHz WiFi and Bluetooth
- Configuration via App (Coming Soon) or Front panel
- Wireless to DMX or DMX to Wireless
- IP65 Housing

SUPPORTED PROTOCOLS

- DMX
- RDM (Planned for future software release)
- Proprietary 802.15.4
- Aria X2 Mesh Protocol
- Bluetooth 5.2 (BLE)
- Aria X2 Serial Protocol (This is our proprietary serial protocol for communicating with a variety of fixtures.)

RF CHARACTERISTICS

- Frequency range
- 2404-2480 MHz
- 863-870 MHz (EU)
- 902-928 MHz
- Radio module: Aria X2
- Interference mitigation
- CSMA
- Adaptive frequency hopping (on the roadmap)
- OTA updates

CONNECTIONS

- 900MHz Antenna
- 2.4GHz Antenna
- DMX: 5-pin XLR Input and Output
- Outdoor Locking Power Input and Output

POWER

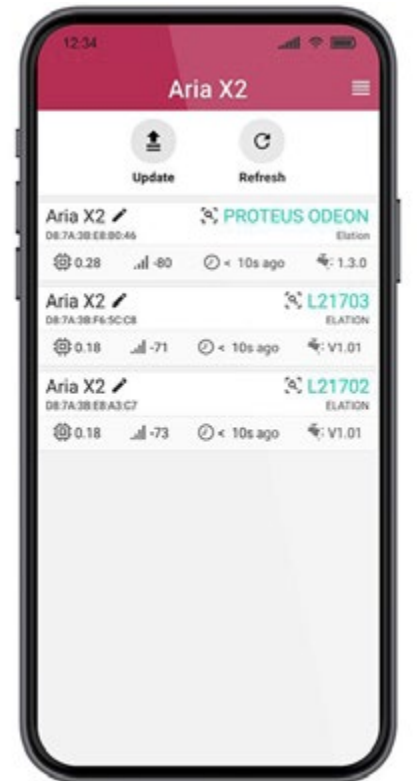
- Power Input: AC100-240V 50/60Hz
- Power Consumption: 2.2W (10mA) @ 230V/50Hz
- Power Fuse: T1.25A/250V. (5 x 20mm)

PHYSICAL

- IP65 Metal enclosure
- Front panel digital screen and rotary knob
- M12 Threads
- Max ambient operating temp: -20°C ~ 45°C
- Max operating humidity: <75%
- Storage temperature: 25°C

DIMENSIONS AND WEIGHT

- Length: 163.95mm
- Width: 215.30mm
- Height: 42mm
- Weight: 1.23 kg



WWW.ADJ.EU

Specifications are subject to change without notice

WWW.ADJ.EU

Specifications are subject to change without notice



ARIA X2 SHELF

CODE: 1321000091

NEW



ADJ LINK

CODE: 1323000031



PRODUCTS NOT INCLUDED, ONLY SHELF!

- 19" Rackmount Shelf
- Compatible with Aria X2 Transceiver, Aria X2 Bridge and NET 4 devices
- Metal Housing



19" Rackmount Shelf - the ultimate solution for organizing and securing your Aria X2 Transceiver, Aria X2 Bridge, and NET 4 devices.



APPLE IPAD NOT INCLUDED!



- 4x Locking 5-pin DMX Sockets (One per DMX Universe)
- Dual Band Wi-Fi Antenna
- USB Type B Connector
- DC Input 9V
- Kensington Slot For Security Cable
- Power ON/OFF Switch



WIFI NET 2

CODE: 1321000088



FEATURES

- ArtNet / sACN /DMX, 2 Port Node
- 2.4G Wifi
- Line Voltage or PoE powered
- DHCP or Static IP Address
- Configurable from unit menu or web browser

PROTOCOLS

- DMX512
- RDM
- Artnet
- sACN

PHYSICAL

- M10 Thread for clamp / rigging
- Safety eyelet
- 1x Indoor RJ45 Input
- 2x 5-pin XLR Input / Output

DIMENSIONS & WEIGHT

- Length: 88.50mm
- Width: 128.55mm
- Height: 62.5mm
- Weight: 0.56kg

CERTIFICATIONS & IP RATING

- IP20

POWER

- 9VDC and POE
- POE 802.3af
- AC Power: DC9V-12V 300mA min.
- POE Power: ?
- Power Consumption: 2W @ 230V

THERMAL

- Ambient Operational Temperature: -20°C to 45°C
- Humidity: <75%
- Storage Temperature: 25°C

INCLUDED ACCESSORIES

- 9V Power Supply

CONTROL

- 6 General Purpose Buttons
- 1 Master and 8 Control 100mm Faders
- 16 Page Playback Buttons Above Faders
- 8 Rotary Dials with Push-In Selection Above Faders
- 1 Blackout Button
- 32 Instant Effect or Scene Calling Buttons
- 8 Bump / Momentary Effect Buttons
- 4 Rotary Encoder Wheels with Push-In Selection

CONNECTIONS

- 4 DMX outputs with 5-pole connectors
- 2.4 and 5Ghz GHz DSSS Wifi Network for connection with iPad
- USB 2.0 Type "B" Port for wired connection with iPad (with optional Apple Camera/USB adapter)
- USB Type "A" for Gooseneck Work Light (included)

ADDITIONAL FEATURES

- Removable Outer Case for 6U Rack Mounting
- Kensington™ Security Device Slot

DIMENSIONS/WEIGHT

- Length: 514mm
- Width: 328mm
- Height: 91mm
- Weight: 6.8kg

INCLUDED ACCESSORIES

- USB Cable
- USB Light
- DC9V Switching Power Supply
- Rack Mount Kit



WWW.ADJ.EU

Specifications are subject to change without notice



WWW.ADJ.EU

Specifications are subject to change without notice



TOURING CASES



THE MAESTRO & THE EUROPEAN POP ORCHESTRA OPEN AIR 2023 (NL) - XYMIO EVENT TECHNIK



TOURING CASES



VIDEO SCREENS

ADJ Touring Case 8x EVS3, VS2, VS3 or VS5	CODE: 1226300118
ADJ Touring Case 8x VS3IP	CODE: 1521000381



MOVING HEAD WASH

ADJ Touring Case 8x Focus Flex (L7)	CODE: 1521000386
ADJ Touring Case 4x Focus Flex (L7)	CODE: 1521000390
ADJ Touring Case 4x Vizi Wash Z19	CODE: 1521000357
ADJ Touring Case 2x Vizi Wash Z37	CODE: 1521000363
ADJ Touring Case 4x Focus Wash 400	CODE: 1521000371



MOVING HEAD SPOT/HYBRID

ADJ Touring Case 2x Focus Profile	CODE: 1521000382
ADJ Touring Case 2x Vizi BSW 300	CODE: 1521000309
ADJ Touring Case 4x Focus Spot 4Z	CODE: 1521000355
ADJ Touring Case 4x Focus Spot 6Z	CODE: 1521000372
ADJ Touring Case 2x Focus Spot 7Z	CODE: 1521000419
ADJ Touring Case 4x Focus Hybrid	CODE: 1521000417



MOVING HEAD BEAM

ADJ Touring Case 4x Vizi Beam RXONE	CODE: 1521000283
ADJ Touring Case 2x Vizi Beam 12RX	CODE: 1521000373

MOVING HEAD IP65

ADJ Touring Case 2x Hydro Beam X12	CODE: 1521000385
ADJ Touring Case 4x Hydro Wash X7	CODE: 1521000376
ADJ Touring Case 2x Hydro Wash X19	CODE: 1521000377
ADJ Touring Case 4x Hydro Beam X1	CODE: 1521000353
ADJ Touring Case 4x Hydro Spot 1	CODE: 1521000420
ADJ Touring Case 2x Hydro Spot 2	CODE: 1521000418

MOVING HEAD SPOT/HYBRID

ADJ Touring Case 4x 32 HEX Panel IP	CODE: 1521000356
ADJ Touring/Charging Case 6x Element Par	CODE: 1521000327
ADJ Touring Case 4x Allegro Z6	CODE: 1521000362
ADJ Touring Case 6x LED Par Universal	CODE: 1521000254
ADJ Touring Case 4x 15 HEX Bar IP	CODE: 1521000370
ADJ Touring Case 4x Encore Burst 200	CODE: 1521000374
ADJ Touring Case 6x 7PZ IP	CODE: 1521000310
ADJ Touring Case 4x Encore Profile Pro	CODE: 1521000375

POWER CABLES & DISTRIBUTION



PREMIUM CASES

ONLY AVAILABLE ON REQUEST (CUSTOM BUILD)



Premium Case 2x Hydro Beam X12	CODE: 1521000408
Premium Case 1x Hydro Profile	CODE: 1521000409
Premium Case 6x Focus Flex (L7)	CODE: 1521000410
Premium Case 2x Focus Flex L19	CODE: 1521000423
Premium Case 2x Focus Profile	CODE: 1521000411
Premium Case 2x Focus Spot 7Z	CODE: 1521000413
Premium Case 6x Encore LP32 IP / 32 HEX Panel IP	CODE: 1521000414
Premium Case 4x Focus Hybrid	CODE: 1521000415

WWW.ADJ.EU

Specifications are subject to change without notice



POWER CABLES & DISTRIBUTION

AVANTE



Power Bone: T1T1	CODE: 1321000081
Power Bone: T1PC	CODE: 1321000082
Power Bone: T1CE	CODE: 1321000083
PLC IP65 Locking Power link 0,5m	CODE: 1621000074
PLC IP65 Locking Power link 1m	CODE: 1621000075
PLC IP65 Locking Power link 1,5m	CODE: 1621000076
PLC IP65 Locking Power link 3m	CODE: 1621000077
PLC IP65 Locking Power link 7m	CODE: 1621000079
PLC IP65 Locking Power link 15m	CODE: 1621000080
PLC IP65 Locking Power link 30m	CODE: 1621000081
PLC Locking Power link 0,5m	CODE: 1621000100
PLC Locking Power link 1m	CODE: 1621000101
PLC Locking Power link 3m	CODE: 1621000102
PLC Locking Power link 5m	CODE: 1621000103
PLC Locking Power link 10m	CODE: 1621000104
PLC Locking Power link 15m	CODE: 1621000105
PLC Locking Power link 30m	CODE: 1621000106
MPC Locking Power - CEE 7/7 2m	CODE: 1621000107
MPC Locking Power - CEE 7/7 5m	CODE: 1621000108
MPC Locking Power - CEE 7/7 10m	CODE: 1621000109
MPC IP65 Locking Power - CEE 7/7 2m	CODE: 1621000113
MPC IP65 Locking Power - CEE 7/7 5m	CODE: 1621000114
MPC IP65 Locking Power - CEE 7/7 10m	CODE: 1621000115

IP65 DMX ADAPTERS



DMX 3-Pin Male to 5-PIN Female IP65	CODE: 1621000160
DMX5-Pin Male to 3-PIN Female IP65	CODE: 1621000161



IMPERIO PRO



The Imperio Pro Series builds on the success of Avante Audio's original Imperio Series. Designed for very fast deployment and versatility, the Imperio Pro is a light-weight compact, high output active line array system fully equipped with neodymium components: Dual 5-inch Low-Mid transducers and Six 1.75" IDVAT HF drivers (Inverted Dome Vertical Array Technology). Each array module is driven by a 440W RMS (1700W Peak) Class-D Power Amplifier with PFC Switching power supply.

Imperio Pro features include: 32-bit DSP with advanced FIR digital filter technology. Controls include selectable DSP and input sensitivity. Rigging offers seven Splay Angles: 0, 2, 4, 6, 8, 10, & 12-degrees. The Imperio Pro cabinets can be configured as a flown array with the sub on top or ground stacked on subs.

AMPLIFIER

- 440W RMS, 1700W Peak Class D Amplifier Module
- Switching Power Design
- LED Power / Signal / Clip indicator
- 32-bit DSP with FIR digital filters
- Input: 1x 3pin XLR / Locking Power Connector
- Output: 1x 3pin XLR / Locking Power Connector
- Gain: Selectable Input Sensitivity
- Power Input: 100-240V ~ 50/60Hz

SPEAKER


- 2x 5.0" Neodymium Low-Mid transducers
- 6x 1.75" IDVAT HF Neodymium drivers (inverted dome vertical array technology)
- Type: 2-Way Active Closed Design
- Frequency Response: 100Hz - 20kHz
- Max Output SPL: 128dB (Single box, measured on Axis @1m)
- Selectable Input Sensitivity: -3dB, 0dB, 3dB, 6dB
- Cabinet: ABS Plastic
- Grill: Powder coated steel
- Splay Angles: 0, 2, 4, 6, 8, 10 & 12-degrees
- Integrated Rigging: Yes
- Horizontal Dispersion Angle: 100°
- Dimensions (HxWxD): 324 x 184.8 x 224mm
- Weight: 5.6kg

Imperio PRO | 440W RMS, 1700W Peak Class D Active Speaker

CODE: 1163900032



IMPERIO PRO IMP118



HANGING EXAMPLE



- System Type: Active 2000-watt DSP Controlled 18-inch Sub, Bass-Reflex, Touring Subwoofer
- Frequency Response: 32 Hz-130 Hz [-10dB] 38 Hz-130 [-3 dB]
- Component: 18-inch High-power. Voice Coil 4-Inch (100mm)
- Coverage pattern: Omni
- Crossover Frequency: Selectable: 60 Hz, 70 Hz, 80 Hz, 90 Hz, 100 Hz, 120 Hz. Slope- LR 24dB per octave
- Power: Active class-D 2000-watts RMS (4000-watts Peak)
- Input Gain: Variable
- Maximum SPL: 136 dB Peak
- Enclosure: Premium Birch plywood
- Suspension/Mounting: 20 captive nut fly points (M10), Pole Mount (M20)
- Transport: 2 recessed handles, bottom nylon skids, rear rubber feet, interlocking stacking hardware
- Finish: Black Polyuera
- Grill: Black powder-coated steel
- Connectors: Signal In/Thru: XLR/ XLRM
- AC IN/OUT: IP rated locking connector In/Thru. 100-240VAC 50/60Hz
- Dimensions: 527mm H x 574mm W x 762mm D
- Net Weight: 45.8 KG
- Accessories: Imperio Pro IMC118 interlocking caster board



Imperio Pro IMP118 | Active 18" 2000W DSP Controlled Sub, Bass-Reflex, Touring Subwoofer

CODE: 1163900036



IMPERIO SUB 210



Dual 10-inch woofers with 700 watts RMS class D power amplifier. Part of the Imperio Mini Line Array System

Avante Audio's Imperio mini line array system is a great solution for small to mid-sized venues and can be expanded by adding additional Imperio units as your needs require. The Imperio system consist of the Imperio mid/high unit which features dual 4.75" woofers and 6 inverted dome tweeters (IDVAT - Inverted Dome Vertical Array Technology) HF drivers, a 240 watt RMS class D power amplifier, and 24 bit DSP, the Imperio sub which has a 10" woofer along with a 350 watt RMS class D power amplifier and for when more bass is required, we recommend the Imperio SUB210 which features dual 10" woofers with 700 watts RMS (2 x 350 watt RMS, 2100 watt peak) class D power amplifier

AMPLIFIER

- Power (RMS): 700W, 1400W Peak
- 100-120V / 220-240V ~ 50/60Hz (country specific)
- LED Power / Signal / Clip Indicator
- Input: 1x 3pin XLR and Locking Power Connector
- Output: 1x 3pin XLR and Locking Power Connector
- Phase Switchable (0 / 180)
- Internal Selectable X-Over 90Hz or 120Hz
- Volume Control Dial

DRIVER

- Driver: Two 10" woofers with 2.5" Voice Coils
- Selectable crossover point: optional 90Hz/120Hz
- Max SPL: 124dB
- Flyable with optional flybar
- Inputs: 1 XLR / Outputs: 1 XLR
- 6th Order Bandpass Design
- [2] M20 Screw Pole Mount [Can be used vertically or horizontally]
- Cabinet: plywood / Grill: 1.2mm steel

Imperio Sub 210 | Dual 10" Active Subwoofer

CODE: 1163900023



AS8 ACDC



The Achromic AS8 ACDC Column PA System is lightweight, portable and feature packed. Offering an impressive output from a very compact column system, it is the ideal choice for live PA, musicians, and mobile entertainers looking for an extremely portable PA setup. The AS8 ACDC, in comparison with the regular AS8, operates self-contained on a rechargeable Lithium-Ion battery, providing an average run time of 4 to 5 hours.

ACTIVE VENTED SUBWOOFER

- 8-inch neodymium Subwoofer, 1.5" voice coil, 28 oz. magnet
- Frequency Response: 55-200Hz
- Max Output SPL: 116dB (at max. amp output)
- Impedance: 4 Ohm
- Cabinet: PP plastic
- Grill: 1.0mm steel
- Dimensions: 350 x 430 x 413mm
- Weight: 11kg

AMPLIFIER

- Power Output: RMS 250W (SUB) RMS, 1000W Peak
- EQ: Main Out 2-Band Equalizer
- LEDs: Power/Clip Indicator
- Class D Amplifier with Switching Power Design

CONNECTIONS

- 4 Input Mixer With Line Out
- Two (2) Mic/Line Input (XLR/TRS Combo)
- Two (2) Guitar/Line Input (1/4" Stereo)
- 1/8" Stereo Aux Input
- Line Output (XLR)
- Dual Band EQ
- Battery Life Indicator
- Bluetooth® 5.0+

ELECTRICAL

- Power Input: 230V/50Hz

DIMENSIONS & WEIGHT

- Dimensions: 350 x 430 x 2010mm
- Weight: 26,2kg

PASSIVE FULL-RANGE SPEAKER COLUMN

- Driver: 6x 2.75-inch neodymium drivers
- Frequency Response: 180-20kHz
- Max. output SPL: 110dB
- Impedance: 4 Ohm
- Cabinet: PP plastic
- Grill: 1.0mm steel
- Dimensions: 96 x 96 x 870mm (each column)
- Weight: 5kg (each column)

SYSTEM COVERAGE

- Frequency Range (-10db): 55Hz-20kHz

AS8



The Achromic AS8 Column PA System is lightweight, portable and feature packed. Offering an impressive output from a very compact column system, it is the ideal choice for live PA, musicians, and mobile entertainers looking for an extremely portable PA setup.

ACTIVE VENTED SUBWOOFER

- 8-inch neodymium Subwoofer, 1.5" voice coil, 28 oz. magnet
- Frequency Response: 55-200Hz
- Max Output SPL: 116dB (at max. amp output)
- Impedance: 4 Ohm
- Cabinet: PP plastic
- Grill: 1.0mm steel
- Dimensions: 350 x 430 x 413mm
- Weight: 13.3kg

PASSIVE FULL-RANGE SPEAKER COLUMN

- Driver: 6x 2.75-inch neodymium drivers
- Frequency Response: 180-20kHz
- Max. output SPL: 120dB
- Impedance: 4 Ohm
- Cabinet: ABS plastic
- Grill: 1.0mm steel
- Dimensions: 96 x 96 x 870mm (each column)
- Weight: 6.45kg (each column)

AVANTE AS8 | Compact column system

CODE: 1163900022



AVANTE AS8 ACDC | Battery powered column system

CODE: 1163900035





ACHROMIC SERIES



ACCESSORIES



ACHROMIC X SPEAKERS

The Avante A10X, A12X & A15X, part of the Achromic Series from Avante Audio, is an active loudspeaker cabinet that offers powerful output, detailed audio clarity, built-in DSP and sleek exterior design. Created for musicians, bands, houses of worship, audio production companies and rental houses, the Achromic Series speakers are equally suited to permanent installation as they are to one-off and touring productions. They come with built-in Digital Signal Processing (DSP) with LCD screen, EQ & multiple presets.

The updated X are compatible with the Achromic X iOS APP, which lets you remotely control your speaker settings from your iPhone or iPad, giving you the convenience of adjusting your audio from a distance. Its Bluetooth® 5.0+ audio connection enables wireless connection of the Achromic X APP or streaming of music from your smartphone, tablet, or laptop.



AVANTE A10X 10", 2-way active loudspeaker, 1x 250W Class D (LF), 1x 50W Class AB (HF)	CODE: 1163900037
AVANTE A12X 12", 2-way active loudspeaker, 1x 350W Class D (LF), 1x 50W Class AB (HF)	CODE: 1163900038
AVANTE A15X 15", 2-way active loudspeaker, 1x 350W Class D (LF), 1x 50W Class AB (HF)	CODE: 1163900039



ACHROMIC SUBWOOFERS

The Avante A15S and A18S are part of the Achromic Series from Avante Audio. These are active Subwoofers that offer powerful output, detailed audio clarity, built-in DSP and have a sleek exterior design. Created for musicians, bands, houses of worship, audio production companies and rental houses, the Achromic Series speakers are equally suited to permanent installation as they are to one-off and touring productions.

AVANTE A15S 15" active subwoofer, 1x 500W RMS Class D, 1000W Dynamic Power Amp.	CODE: 1161350018
AVANTE A18S 18" active subwoofer, 1x 500W RMS Class D, 1600W Dynamic Power Amp.	CODE: 1161350019



AVANTE SAT-3 | pole 35mm M20 104cm-140cm CODE: 1163900009

NEW | Imperio Pro T-Adapter CODE: 1163900034

Imperio Flybar Lg | To fly Imperio & Imperio sub speakers CODE: 1163900015

Imperio Flybar Lg White | To fly Imperio & Imperio sub speakers CODE: 1163900027

Imperio Flybar small dtlx | To fly Imperio speakers without sub CODE: 1163900031

Imperio Flybar small | To fly Imperio speakers without sub CODE: 1163900014

Imperio flybar small White | To fly Imperio speakers without sub CODE: 1163900028



Imperio IMP118 Casterboard CODE: 1163900040

Imperio Linkpin4 | To connect Imperio speakers/subs on Flybar CODE: 1163900013



AVANTE AVAC4 | Casters for Avante A15S or A18S subwoofers (set of 4) CODE: 1161350020

AVANTE A10 Cover | Transport cover for Avante A10 speaker CODE: 1161350021

AVANTE A12 Cover | Transport cover for Avante A12 speaker CODE: 1161350022

AVANTE A15 Cover | Transport cover for Avante A15 speaker CODE: 1161350023

AVANTE A15S Cover | Transport cover for vertical transport CODE: 1161350024

AVANTE A18S Cover | Transport cover for vertical transport CODE: 1161350025

AVANTE A15SC Cover | Transport cover for wheeled A15S Subwoofer CODE: 1161350026

AVANTE A18SC Cover | Transport cover for wheeled A18S Subwoofer CODE: 1161350027

AVANTE AS8 Sub Cover | Transport cover for AS8 Active Subwoofer CODE: 1163900030

BUILDING THE FUTURE TOGETHER

NOTES

At ADJ, our commitment to evolving, improving workflows, and expanding our capabilities is unwavering. This year, we are thrilled to announce a significant milestone: the expansion of our European Head Office with a brand new three-story building on the ADJ Group Europe premises. This state-of-the-art facility, soon to be opened, marks more than a decade since our last major expansion.

The new 4,300 m² hall includes 1,200 m² of dedicated Quality Control space, an additional R&D lab, a comprehensive Service area, and an expanded Spare Parts department with an impressive 34,800 bins. In our efforts to be environmentally conscious, we have installed a solar power system on the roof, which not only powers the facility but also provides electricity for car charging stations, significantly reducing our carbon footprint.

Our mission is to ensure that every product leaving our premises undergoes rigorous in-house QC checks. This includes calibration, the latest firmware updates, and comprehensive test cycles, all designed to guarantee the highest standards of performance and reliability. The expansion will also free up space in our existing buildings, allowing us to optimize the flow of incoming and outgoing products.

At ADJ, we are dedicated to supporting our professional customers with superior products and services. This expansion is a testament to our ongoing efforts to enhance your experience and meet the growing demands of the entertainment lighting industry. We are building the future to serve you better.

We have committed significant resources to building a robust foundation for ongoing development, and we can hardly wait to show it off! With this new facility, ADJ continues to set the standard in delivering innovative, high-quality solutions for all your lighting and atmospheric effect needs. Thank **you** for being a part of our journey.



BUILDING
the future together



AVANTE

ELIMINATOR
LIGHTING

ACCU-CABLE
CONTROL SYSTEMS

WWW.ADJ.EU

Specifications are subject to change without notice

IBO

WWW.ADJ.EU

IBI



SELECT^{V2}

All rights reserved. All specifications are subject to change without prior notice.
We assume no liability for typing or printing errors. No printing or copying without explicit consent.

All shown products are exclusively for professional use. Handling, service and installing by qualified personnel only.

Current version: ADJ Select Catalogue V2 (01.09.2024)
Always check our website for the most up-to-date
PDF version of the catalogue.

Copyright by A.D.J. Supply Europe B.V. 2024