




# ProScene projector range

Spring 2018



PRO|SCENE



## PRO|SCENE

Harrods, Knightsbridge department store

Optoma projectors used to create stunning projection mapped Faberge egg for Harrods' shop window

Projection Artworks and JUSTSO created the stunning 360-degree projection mapped Easter Faberge egg for the famous Knightsbridge department store using 16 Optoma projectors.

*"We needed projectors that made the challenging blending as easy as possible and Optoma's DLP technology was the best for the job."* Emily Gibson, Projection Artworks

For all ProScene case studies please visit [www.optoma.com](http://www.optoma.com)

## For demanding professional applications

Spanning two decades Optoma has been one of the few manufacturers to specialise in projection. Systematically, Optoma has contributed a product into every new development of projection and has pioneered new award-winning products, targeting a spectrum of applications and environments.

Today, Optoma's ProScene range represents the evolution of projection expertise, designed exclusively for demanding professional applications. The ProScene range provides superb image quality, flexible and reliable projection to facilitate complicated installs, and offers a high level of service for customers. Optoma's dedicated ProScene experts are available from the initial design and planning of a project to the installation and beyond.

- |                      |                     |                   |
|----------------------|---------------------|-------------------|
| ✓ Higher education   | ✓ Houses of worship | ✓ Auditoriums     |
| ✓ Broadcast studios  | ✓ Exhibitions       | ✓ Digital Signage |
| ✓ Live events        | ✓ Meeting rooms     | ✓ Theatre         |
| ✓ Lecture theatres   | ✓ Museums           | ✓ Boardrooms      |
| ✓ Large classrooms   | ✓ Conference rooms  | ✓ Stage shows     |
| ✓ Projection Mapping | ✓ Post production   | ✓ Simulation      |



## DuraCore laser technology

### Why Optoma DuraCore laser technology?

Not all laser projectors are the same - Optoma's DuraCore laser technology offers industry-leading unique advantages which result in more reliable, flexible and longer lifetime overall.

#### DuraCore - Industry leading lifetime

DuraCore projectors are the ultimate in brightness consistency and reliability. To qualify for an exemplary DuraCore badge, an Optoma projector must have a minimum of 20,000 hours laser lifetime light source and be independently dust resistant certified. The combination of these two key criteria promises industry leading lifetime and durability.

#### Ultimate colour performance with MCL technology

Select models feature unique MCL (MultiColor Laser) technology. MCL adds a second red laser to the more usual blue. The result is greatly improved colour performance and a colour gamut that covers 99% of Rec. 709 standard.



### DuraCore projectors



#### ZU1050

- Ultimate colour performance - 20,000 hours full brightness\*\*
- Airtight dust resistance IP6X certified
- 10,000 lumens interchangeable dual colour WUXGA laser projector



#### ZU850

- Ultimate colour performance - 20,000 hours full brightness\*\*
- Airtight dust resistance IP6X certified
- 8200 lumens interchangeable dual colour WUXGA laser projector



#### ZU650+

- New improved colour - 20,000 hours full brightness mode\*\*
- Dust resistant IP5X certified
- 6000 lumens interchangeable WUXGA laser projector



#### ZU510T

- Brighter for longer - 30,000 hours full brightness mode\*\*
- Dust resistant IP5X certified
- 5500 lumens compact fixed lens WUXGA laser projector



#### ZH510T

- Brighter for longer - 30,000 hours full brightness mode\*\*
- Dust resistant IP5X certified
- 5400 lumens compact fixed lens 1080p laser projector



#### ZH400USTi / ZH400UST

- Superb for signage - 20,000 hours full brightness\*\*
- Dust resistant IP5X certified
- 4000 lumens fixed lens ultra short throw 1080p laser projector



#### ZW400USTi / ZW400UST

- Superb for signage - 20,000 hours full brightness\*\*
- Dust resistant IP5X certified
- 4000 lumens fixed lens ultra short throw WXGA laser projector









#### ZH420UST

- Superb for signage with advanced feature set
- Dust resistant IP5X certified
- 4000 lumens fixed lens ultra short throw 1080p laser projector

# Projectors

## ProScene

Model name	WU1500	ZU1050	ZU850
			
<b>Resolution</b>	WUXGA (1920 x 1200)	WUXGA (1920 x 1200)	WUXGA (1920 x 1200)
<b>Aspect ratio</b>	16:10 native, 16:9/4:3 compatible	16:10 native, 16:9/4:3 compatible	16:10 native, 16:9/4:3 compatible
<b>Brightness<sup>1</sup></b>	12,000 centre lumens (11,500 ANSI lumens)	10,000 centre lumens TBC	8200 centre lumens (8000 ANSI lumens)
<b>Contrast</b>	5000:1 Dynamic black enabled (2000:1 full on/off)	2000:1 2,000,000:1 (with Extreme Black)	2000:1 2,000,000:1 (with Extreme Black)
<b>Light source type</b>	Dual lamp	DuraCore MultiColor Laser	DuraCore MultiColor Laser
<b>Light source expected lifetime (max hrs.)<sup>2</sup></b>	2000	20,000 hours to 50% brightness**	20,000 hours to 50% brightness**
<b>Noise level (typical)<sup>3</sup> dB</b>	36	32 TBC	32
<b>Weight (kg)</b>	26 (without lens)*	22.5 (without lens)	23.4 (without lens)
<b>Dimensions (W x D x H mm)</b>	520 x 591 x 199	484 x 509 x 185	484 x 509 x 185
<b>Throw ratio</b>	0.84 ~ 7.2:1 (dependent upon lens)	0.36 ~ 5.5:1 (dependent upon lens)	0.36 ~ 5.5:1 (dependent upon lens)
<b>Zoom type</b>	dependent upon lens	dependent upon lens	dependent upon lens
<b>Image size (native)</b>	dependent upon lens	1.27 - 7.62m (50° - 300°) diagonal 16:10 (dependent upon lens)	1.27 - 7.62m (50° - 300°) diagonal 16:10 (dependent upon lens)
<b>Keystone correction</b>	±20° V and H	±20° V and H	±20° V and H
<b>Lens shift</b>	±60% V, ±25% H	±50% V, ±15% H (dependent upon lens)	±50% V, ±15% H (dependent upon lens)
<b>Connections</b>	HDBaseT, HDMI, DVI-D, VGA (YPbPr/RGB), Composite, 5x BNC, 3G SDI, VGA Out, USB-A power/wireless, RJ45, RS232, 3D-Sync, wired remote in, wired remote out, USB service	HDMI, VGA (YPbPr/RGB), 3D sync, DVI-D, HDBaseT, BNC, Outputs VGA (YPbPr/RGB), 3D sync, HDMI, Control, RS232, wired remote, USB-A service, mini USB service, RJ45	HDBaseT, HDMI, DVI-D, VGA (YPbPr/RGB), Component, 3G SDI, VGA Out, HDMI Out, USB-A power/wireless, RJ45, RS232, wired remote in, wired remote out, USB service
<b>Speaker (W)</b>	-	-	-
<b>Optional wireless</b>	WUSB Pro / WHD200	WHD200	WHD200
<b>Features</b>	6x optional lens, motorised full lens shift, mechanical shutter, Crestron RoomView™, PJLink™, 360° operation, Portrait projection	6x optional lens, plus dome lens, IP6x sealed optical engine, motorised full lens shift, Crestron RoomView™, PJLink™, 360° operation, Portrait projection, Geometric correction (4 corner)	6x optional lens, plus dome lens, IP6x sealed optical engine, motorised full lens shift, Crestron RoomView™, PJLink™, 360° operation, Portrait projection, Geometric correction (4 corner)
			

\* Specification is to be confirmed and is subject to change.

\*\* Full brightness "normal" (100% power) mode, temperature 25°C

## ProScene

Model name	ZU650+	WU630	ZU510T	ZH510T
				
<b>Resolution</b>	WUXGA (1920 x 1200)	WUXGA (1920 x 1200)	WUXGA (1920 x 1200)	1080p (1920 x 1080)
<b>Aspect ratio</b>	16:10 native, 16:9/4:3 compatible	16:10 native, 16:9/4:3 compatible	16:10 native, 16:9/4:3 compatible	16:9 native, 4:3 compatible
<b>Brightness<sup>1</sup></b>	6000 centre lumens (5500 ANSI lumens)	6200 centre lumens (6000 ANSI lumens)	5500 centre lumens (5300 ANSI lumens)	5400 centre lumens (5000 ANSI)
<b>Contrast</b>	2000:1 2,000,000:1 (with Extreme Black)	4400:1 (1150:1 full on / full off)	30,000:1 (dynamic black enabled)	30,000:1 (dynamic black enabled)
<b>Light source type</b>	DuraCore Laser	Lamp	DuraCore Laser	DuraCore Laser
<b>Light source expected lifetime (max hrs.)<sup>2</sup></b>	20,000	2000	30,000 hours to 50% brightness**	30,000 hours to 50% brightness**
<b>Noise level (typical)<sup>3</sup> dB</b>	33	35	28 (eco)	28 (eco)
<b>Weight (kg)</b>	18 (without lens)	13.9 (without lens)	11	11
<b>Dimensions (W x D x H mm)</b>	484 x 509 x 185	453 x 390 x 206	405 x 387 x 159	405 x 387 x 159
<b>Throw ratio</b>	0.75 ~ 5.5:1 (dependent upon lens)	0.75 ~ 5.5:1 (dependent upon lens)	1.2:1 ~ 2.13:1	1.2:1 ~ 2.13:1
<b>Zoom type</b>	dependent upon lens	dependent upon lens	1.8x manual	1.8x manual
<b>Image size (native)</b>	1.27 - 7.62m (50° - 300°) diagonal 16:10 (dependent upon lens)	1.27 - 7.62m (50° - 300°) diagonal 16:10 (dependent upon lens)	0.71m - 7.67m (30° to 300°) 16:10	0.69m - 7.65m (27.2°~301.1°) 16:9
<b>Keystone correction</b>	±20° V and H	±20° V	±30° V, ±30° H, with four corner	±30° V, ±30° H, with four corner
<b>Lens shift</b>	±50% V, ±15% H (dependent upon lens)	±50% V, ±15% H (dependent upon lens)	+20% V, ±10% H	+25% V, ±10% H
<b>Connections</b>	HDBaseT, HDMI, DVI-D, VGA (YPbPr/RGB), Component, VGA Out, USB-A power/wireless RJ45, RS232, wired remote in, wired remote out, USB service	HDMI, DVI-D, VGA (YPbPr/RGB), Component, Composite, VGA Out, RJ45, RS232	HDBaseT, 3 x HDMI, VGA in/out, , USB-A power, RJ45, RS232, wired remote in, USB service, 12v trigger, Mic in, Audio in, Audio out	HDBaseT, 3 x HDMI, VGA in/out, , USB-A power, RJ45, RS232, wired remote in, USB service, 12v trigger, Mic in, Audio in, Audio out
<b>Speaker (W)</b>	-	-	2 x 10	2 x 10
<b>Optional wireless</b>	WHD200	WHD200	WHD200 / HDCast Pro	WHD200 / HDCast Pro
<b>Features</b>	5x optional lens, plus dome lens, motorised full lens shift, Crestron RoomView™, PJLink™, 360° operation, Portrait projection	5x optional lens, motorised full lens shift, mechanical shutter, Crestron RoomView™, PJLink™	IP5x sealed optical engine, Pure shift lens shift, Crestron RoomView™, PJLink™, 360° operation, Portrait projection, Geometric correction (4 corner)	IP5x sealed optical engine, Pure shift lens shift, Crestron RoomView™, PJLink™, 360° operation, Portrait projection, Geometric correction (4 corner)
				

MHL

MHL

# Projectors

## ProScene

Model name	EH505e	EH503e	W505
			
<b>Resolution</b>	WUXGA (1920 x 1200)	1080p (1920 x 1080)	WXGA (1280 x 800) up to UXGA
<b>Aspect ratio</b>	16:10 native, 16:9/4:3 compatible	16:9 native, 4:3 compatible	16:10 native, 16:9/4:3 compatible
<b>Brightness<sup>1</sup></b>	5000 ANSI lumens	5200 ANSI lumens	5200 ANSI lumens
<b>Contrast</b>	2000:1	2000:1	2000:1
<b>Light source type</b>	Lamp	Lamp	Lamp
<b>Light source expected lifetime (max hrs.)<sup>2</sup></b>	3500	3500	3500
<b>Noise level (typical)<sup>3</sup> dB</b>	37	37	37
<b>Weight (kg)</b>	8.6 (without lens)	8.6 (without lens)	8.6 (without lens)
<b>Dimensions (W x D x H mm)</b>	431 x 341 x 183	431 x 341 x 183	431 x 341 x 183
<b>Throw ratio</b>	0.77 ~ 2.89:1 dependent upon lens	0.77 ~ 2.89:1 dependent upon lens	0.81 ~ 3.05:1 dependent upon lens
<b>Zoom type</b>	dependent upon lens	dependent upon lens	dependent upon lens
<b>Image size (native)</b>	dependent upon lens	dependent upon lens	dependent upon lens
<b>Keystone correction</b>	±40° V	±40° V	±40° V
<b>Lens shift</b>	-15 to +55% V, ±5% H	-20 to +60% V, ±5% H	-15 to +55% V, ±5% H
<b>Connections</b>	HDMI (1.4a 3D support), DisplayPort, DVI-D, 5BNC, Component Video, 2x VGA (YPbPr/RGB), S-Video, Composite, 5x Audio in (RCA/3.5mm), VGA out, Audio out 3.5mm, USB-A Power (1.5A), RJ45, RS232, 12V trigger, 3D-Sync-IN/OUT, wired remote, USB remote mouse	HDMI (1.4a 3D support), DisplayPort, DVI-D, 5BNC, Component Video, 2x VGA (YPbPr/RGB), S-Video, Composite, 5x Audio in (RCA/3.5mm), VGA out, Audio out 3.5mm, USB-A Power (1.5A), RJ45, RS232, 12V trigger, 3D-Sync-IN/OUT, wired remote, USB remote mouse	HDMI (1.4a 3D support), DisplayPort, DVI-D, 5BNC, Component Video, 2x VGA (YPbPr/RGB), S-Video, Composite, 5x Audio in (RCA/3.5mm), VGA out, Audio out 3.5mm, USB-A Power (1.5A), RJ45, RS232, 12V trigger, 3D-Sync, wired remote, , USB remote mouse
<b>Speaker (W)</b>	-	-	1 x 3
<b>Optional wireless</b>	HDCast Pro	HDCast Pro	HDCast Pro
<b>Features</b>	5x optional lens (short/semi short/std/long/extra long), Full lens shift, Crestron RoomView™, PJLink™	5x optional lens (short/semi short/std/long/extra long) Full lens shift, Crestron RoomView™	5x optional lens (short/semi short/std/long/extra long) Full lens shift, Crestron RoomView™









## ProScene

Model name	X605e	WU615T	WU615	EH615T
				
<b>Resolution</b>	XGA (1024 x 768) up to UXGA	WUXGA (1920 x 1200)	WUXGA (1920 x 1200)	1080p (1920 x 1080)
<b>Aspect ratio</b>	4:3 native, 16:9 compatible	16:10 native and 16:9/4:3 compatible	16:10 native and 16:9/4:3 compatible	16:10 native and 16:9/4:3 compatible
<b>Brightness<sup>1</sup></b>	6000 ANSI lumens	6500 ANSI lumens	6500 ANSI lumens	6200 ANSI lumens
<b>Contrast</b>	2000:1	10,000:1	10,000:1	10,000:1
<b>Light source type</b>	Lamp	Lamp	Lamp	Lamp
<b>Light source expected lifetime (max hrs.)<sup>2</sup></b>	3500	3000 Eco / 2000 standard	3000 Eco / 2000 standard	3000 Eco / 2000 standard
<b>Noise level (typical)<sup>3</sup> dB</b>	37	37 Eco / 39 standard	37 Eco / 39 standard	37 Eco / 39 standard
<b>Weight (kg)</b>	8.6 (without lens)	6.4	6.4	6.4
<b>Dimensions (W x D x H mm)</b>	431 x 341 x 183	424 x 344 x 160	424 x 344 x 160	424 x 344 x 160
<b>Throw ratio</b>	0.8 ~ 3.0:1 dependent upon lens	1.2:1 ~ 2.160:1	1.2:1 ~ 2.160:1	1.2:1 ~ 2.160:1
<b>Zoom type</b>	dependent upon lens	1.8x manual	1.8x manual	1.8x manual
<b>Image size (native)</b>	dependent upon lens	0.71 - 7.67m (27.9" - 301.8") diagonal 16:10	0.71 - 7.67m (27.9" - 301.8") diagonal 16:10	0.69 - 7.65m (27.2" - 301.1") diagonal 16:9
<b>Keystone correction</b>	±30° V	±30° V and H	±30° V and H	±30° V and H
<b>Lens shift</b>	-10 to +50% V, ±5% H	+20% V, ±10% H	+20% V, ±10% H	+25% V, ±10% H
<b>Connections</b>	HDMI (1.4a 3D support), DisplayPort, DVI-D, 5BNC, Component Video, 2x VGA (YPbPr/RGB), S-Video, Composite, 5x Audio in (RCA/3.5mm), VGA out, Audio out 3.5mm, USB-A Power (1.5A), RJ45, RS232, 12V trigger, 3D-Sync, wired remote, , USB remote mouse	HDBaseT, 2 x HDMI (1.4a 3D support) + MHL v2.0, DisplayPort, 2 x VGA (YPbPr/RGB), S-Video, Composite, 3 x Audio In (RCA/3.5mm), Mic In, VGA Out, Audio Out 3.5mm, USB-A Power (1.5A), RJ45, RS232, 12V trigger, 3D-Sync, wired remote, USB mouse/service	2 x HDMI (1.4a 3D support) + MHL v2.0, DisplayPort, 2 x VGA (YPbPr/RGB), S-Video, Composite, 3 x Audio In (RCA/3.5mm), Mic In, VGA Out, Audio Out 3.5mm, USB-A Power (1.5A), RJ45, RS232, 12V trigger, 3D-Sync, wired remote, USB mouse/service	HDBaseT, 2 x HDMI (1.4a 3D support) + MHL v2.0, DisplayPort, 2 x VGA (YPbPr/RGB), S-Video, Composite, 3 x Audio In (RCA/3.5mm), Mic In, VGA Out, Audio Out 3.5mm, USB-A Power (1.5A), RJ45, RS232, 12V trigger, 3D-Sync, wired remote, USB mouse/service
<b>Speaker (W)</b>	-	2 x 10	2 x 10	2 x 10
<b>Optional wireless</b>	HDCast Pro	HDCast Pro / WHD200	HDCast Pro / WHD200	HDCast Pro / WHD200
<b>Features</b>	5x optional lens (short/semi short/std/long/extra long) Full lens shift, Crestron RoomView™	Geometric correction (4 corner), Pure shift, Crestron RoomView™, PJLink™, vertical and portrait projection	Geometric correction (4 corner), Pure shift, Crestron RoomView™, PJLink™, vertical and portrait projection	Geometric correction (4 corner), Pure shift, Crestron RoomView™, PJLink™




# Projectors

## ProScene








Model name	EH615	WU515T	WU515
			
<b>Resolution</b>	1080p (1920 x 1080)	WUXGA (1920 x 1200)	WUXGA (1920 x 1200)
<b>Aspect ratio</b>	16:9 native, 16:10/4:3 compatible	16:10 native, 16:9/4:3 compatible	16:10 native, 16:9/4:3 compatible
<b>Brightness<sup>1</sup></b>	6200 ANSI lumens	6000 ANSI lumens	6000 ANSI lumens
<b>Contrast</b>	10,000:1	10,000:1	10,000:1
<b>Light source type</b>	Lamp	Lamp	Lamp
<b>Light source expected lifetime (max hrs.)<sup>2</sup></b>	3000 Eco / 2000 bright	5000 Eco / 3000 bright	5000 Eco / 3000 bright
<b>Noise level (typical)<sup>3</sup> dB</b>	37 Eco / 39 standard	28	28
<b>Weight (kg)</b>	6.4	5.9	5.9
<b>Dimensions (W x D x H mm)</b>	424 x 344 x 160	424 x 344 x 160	424 x 344 x 160
<b>Throw ratio</b>	1.2:1 ~ 2.160:1	1.2:1 ~ 2.16:1	1.2:1 ~ 2.16:1
<b>Zoom type</b>	1.8x manual	1.8x manual	1.8x manual
<b>Image size (native)</b>	0.69 - 7.65m (27.2" - 301.1") diagonal 16:9	0.71 - 7.67m (27.9" - 301.8") diagonal 16:10	0.71 - 7.67m (27.9" - 301.8") diagonal 16:10
<b>Keystone correction</b>	±30° V and H	±30° V and H	±30° V and H
<b>Lens shift</b>	+25% V, ±10% H	+20% V, ±10% H	+20% V, ±10% H
<b>Connections</b>	2 x HDMI (1.4a 3D support) + MHL v2.0, DisplayPort, 2 x VGA (YPbPr/RGB), S-Video, Composite, 3 x Audio In (RCA/3.5mm), Mic In, VGA Out, Audio Out 3.5mm, USB-A Power (1.5A), RJ45, RS232, 12V trigger, 3D-Sync, wired remote, USB mouse/service	HDBaseT, 2 x HDMI (1.4a 3D support) + MHL v2.0, DisplayPort, 2 x VGA (YPbPr/RGB), S-Video, Composite, 3 x Audio In (RCA/3.5mm), Mic In, VGA Out, Audio Out 3.5mm, USB-A Power (1.5A), RJ45, RS232, 12V trigger, 3D-Sync, wired remote, USB mouse/service	2 x HDMI (1.4a 3D support) + MHL v2.0, DisplayPort, 2 x VGA (YPbPr/RGB), S-Video, Composite, 3 x Audio In (RCA/3.5mm), Mic In, VGA Out, Audio Out 3.5mm, USB-A Power (1.5A), RJ45, RS232, 12V trigger, 3D-Sync, wired remote, USB mouse/service
<b>Speaker (W)</b>	2 x 10	2 x 10	2 x 10
<b>Optional wireless</b>	HDCast Pro / WHD200	HDCast Pro / WHD200	HDCast Pro / WHD200
<b>Features</b>	Geometric correction (4 corner), Pure shift, Crestron RoomView™, PJLink™	Geometric correction (4 corner), Pure shift, Crestron RoomView™, PJLink™	Geometric correction (4 corner), Pure shift, Crestron RoomView™, PJLink™
			
			

## ProScene

Model name	EH515T	EH515	W515T	W515
				
<b>Resolution</b>	1080p (1920 x 1080)	1080p (1920 x 1080)	WXGA (1280 x 800)	WXGA (1280 x 800)
<b>Aspect ratio</b>	16:9 native, 16:10/4:3 compatible	16:9 native, 16:10/4:3 compatible	16:10 native, 16:9/4:3 compatible	16:10 native, 16:9/4:3 compatible
<b>Brightness<sup>1</sup></b>	5500 ANSI lumens	5500 ANSI lumens	6000 ANSI lumens	6000 ANSI lumens
<b>Contrast</b>	10,000:1	10,000:1	10,000:1	10,000:1
<b>Light source type</b>	Lamp	Lamp	Lamp	Lamp
<b>Light source expected lifetime (max hrs.)<sup>2</sup></b>	5000 Eco / 3000 bright	5000 Eco / 3000 bright	5000 Eco / 3000 bright	5000 Eco / 3000 bright
<b>Noise level (typical)<sup>3</sup> dB</b>	28	28	28	28
<b>Weight (kg)</b>	5.9	5.9	5.9	5.9
<b>Dimensions (W x D x H mm)</b>	424 x 344 x 160	424 x 344 x 160	424 x 344 x 160	424 x 344 x 160
<b>Throw ratio</b>	1.2:1 ~ 2.16:1	1.2:1 ~ 2.16:1	1.26:1 ~ 2.27:1	1.26:1 ~ 2.27:1
<b>Zoom type</b>	1.8x manual	1.8x manual	1.8x manual	1.8x manual
<b>Image size (native)</b>	0.69 - 7.65m (27.2" - 301.1") diagonal 16:9	0.69 - 7.65m (27.2" - 301.1") diagonal 16:9	0.67 - 7.67m (26.6" - 302.1") diagonal 16:10	0.67 - 7.67m (26.6" - 302.1") diagonal 16:10
<b>Keystone correction</b>	±30° V and H	±30° V and H	±30° V and H	±30° V and H
<b>Lens shift</b>	+25% V, ±10% H	+25% V, ±10% H	+20% V, ±10% H	+20% V, ±10% H
<b>Connections</b>	HDBaseT, 2 x HDMI (1.4a 3D support) + MHL v2.0, DisplayPort, 2 x VGA (YPbPr/RGB), S-Video, Composite, 3 x Audio In (RCA/3.5mm), Mic In, VGA Out, Audio Out 3.5mm, USB-A Power (1.5A), RJ45, RS232, 12V trigger, 3D-Sync, wired remote, USB mouse/service	2 x HDMI (1.4a 3D support) + MHL v2.0, DisplayPort, 2 x VGA (YPbPr/RGB), S-Video, Composite, 3 x Audio In (RCA/3.5mm), Mic In, VGA Out, Audio Out 3.5mm, USB-A Power (1.5A), RJ45, RS232, 12V trigger, 3D-Sync, wired remote, USB mouse/service	HDBaseT, 2 x HDMI (1.4a 3D support) + MHL v2.0, DisplayPort, 2 x VGA (YPbPr/RGB), S-Video, Composite, 3 x Audio In (RCA/3.5mm), Mic In, VGA Out, Audio Out 3.5mm, USB-A Power (1.5A), RJ45, RS232, 12V trigger, 3D-Sync, wired remote, USB mouse/service	2 x HDMI (1.4a 3D support) + MHL v2.0, DisplayPort, 2 x VGA (YPbPr/RGB), S-Video, Composite, 3 x Audio In (RCA/3.5mm), Mic In, VGA Out, Audio Out 3.5mm, USB-A Power (1.5A), RJ45, RS232, 12V trigger, 3D-Sync, wired remote, USB mouse/service
<b>Speaker (W)</b>	2 x 10	2 x 10	2 x 10	2 x 10
<b>Optional wireless</b>	HDCast Pro / WHD200	HDCast Pro / WHD200	HDCast Pro / WHD200	HDCast Pro / WHD200
<b>Features</b>	Geometric correction (4 corner), Pure shift, Crestron RoomView™, PJLink™	Geometric correction (4 corner), Pure shift, Crestron RoomView™, PJLink™	Geometric correction (4 corner), Pure shift, Crestron RoomView™, PJLink™	Geometric correction (4 corner), Pure shift, Crestron RoomView™, PJLink™
				
				

# Projectors

## ProScene

Model name	X515	WU515TST	WU515ST
			
<b>Resolution</b>	XGA (1024 x 768) up to UXGA	WUXGA (1920 x 1200)	WUXGA (1920 x 1200)
<b>Aspect ratio</b>	4:3 native, 16:9 compatible	16:10 native, 16:9/4:3 compatible	16:10 native, 16:9/4:3 compatible
<b>Brightness<sup>1</sup></b>	6500 ANSI lumens	5500 ANSI lumens	5500 ANSI lumens
<b>Contrast</b>	10,000:1	10,000:1	10,000:1
<b>Light source type</b>	Lamp	Lamp	Lamp
<b>Light source expected lifetime (max hrs.)<sup>2</sup></b>	5000 Eco / 3000 bright	5000 Eco / 3000 bright	5000 Eco / 3000 bright
<b>Noise level (typical)<sup>3</sup> dB</b>	28	28	28
<b>Weight (kg)</b>	5.9	6.1	6.1
<b>Dimensions (W x D x H mm)</b>	424 x 344 x 160	424 x 344 x 160	424 x 344 x 160
<b>Throw ratio</b>	1.243:1 ~ 2.24:1	1.2 ~ 2.160:1	1.2 ~ 2.160:1
<b>Zoom type</b>	1.8x manual	Fixed	Fixed
<b>Image size (native)</b>	0.73 - 7.84m (28.6" - 308.8") diagonal 4:3	0.74 - 7.78m (29.38" ~ 305.6") diagonal 16:10	0.74 - 7.78m (29.38" ~ 305.6") diagonal 16:10
<b>Keystone correction</b>	±30° V and H	±30° V and H	±30° V and H
<b>Lens shift</b>	+10% V, ±10% H	+20% V, ±10% H	+20% V, ±10% H
<b>Connections</b>	2 x HDMI (1.4a 3D support) + MHL v2.0, DisplayPort, 2 x VGA (YPbPr/RGB), S-Video, Composite, 3 x Audio In (RCA/3.5mm), Mic In, VGA Out, Audio Out 3.5mm, USB-A Power (1.5A), RJ45, RS232, 12V trigger, 3D-Sync, wired remote, USB mouse/service	HDBaseT, 2 x HDMI (1.4a 3D support) + MHL v2.0, DisplayPort, 2 x VGA (YPbPr/RGB), S-Video, Composite, 3 x Audio In (RCA/3.5mm), Mic In, VGA Out, Audio Out 3.5mm, USB-A Power (1.5A), RJ45, RS232, 12V trigger, 3D-Sync, wired remote, USB mouse/service	HDBaseT, 2 x HDMI (1.4a 3D support) + MHL v2.0, DisplayPort, 2 x VGA (YPbPr/RGB), S-Video, Composite, 3 x Audio In (RCA/3.5mm), Mic In, VGA Out, Audio Out 3.5mm, USB-A Power (1.5A), RJ45, RS232, 12V trigger, 3D-Sync, wired remote, USB mouse/service
<b>Speaker (W)</b>	2 x 10	2 x 10	2 x 10
<b>Optional wireless</b>	HDCast Pro / WHD200	HDCast Pro / WHD200	HDCast Pro / WHD200
<b>Features</b>	Geometric correction (4 corner), Pure shift, Crestron RoomView™, PJLink™	Lens shift, Geometric correction (4 corner), Crestron RoomView™, PJLink™	Lens shift, Geometric correction (4 corner), Crestron RoomView™, PJLink™
			
			

## ProScene

Model name	EH515TST	EH515ST	W515ST	WU416
				
<b>Resolution</b>	1080p (1920 x 1080)	1080p (1920 x 1080)	WXGA (1280 x 800)	WUXGA (1920 x 1200)
<b>Aspect ratio</b>	16:9 native, 16:10/4:3 compatible	16:9 native, 16:10/4:3 compatible	16:10 native, 16:9/4:3 compatible	16:10 native, 16:9/4:3 compatible
<b>Brightness<sup>1</sup></b>	5000 ANSI lumens	5000 ANSI lumens	5500 ANSI lumens	4200 ANSI lumens
<b>Contrast</b>	10,000:1	10,000:1	10,000:1	20,000:1
<b>Light source type</b>	Lamp	Lamp	Lamp	Lamp
<b>Light source expected lifetime (max hrs.)<sup>2</sup></b>	5000 Eco / 3000 bright	5000 Eco / 3000 bright	5000 Eco / 3000 bright	7000
<b>Noise level (typical)<sup>3</sup> dB</b>	28	28	28	32
<b>Weight (kg)</b>	6.1	6.1	6.1	2.99
<b>Dimensions (W x D x H mm)</b>	424 x 344 x 160	424 x 344 x 160	424 x 344 x 160	315 x 224 x 114
<b>Throw ratio</b>	0.79:1	0.79:1	0.83:1	1.4 ~ 2.24:1
<b>Zoom type</b>	Fixed	Fixed	Fixed	1.6x manual
<b>Image size (native)</b>	0.72 - 7.69m (28.59" ~ 303) diagonal 16:9	0.72 - 7.69m (28.59" ~ 303) diagonal 16:10	0.71 - 7.67m (27.97" ~ 302") diagonal 16:10	0.68 - 7.75m (26.94" to 305.1") diagonal 16:10
<b>Keystone correction</b>	±30° V and H	±30° V and H	±30° V and H	±40° V
<b>Lens shift</b>	+25% V, ±10% H	+25% V, ±10% H	+20% V, ±10% H	-
<b>Connections</b>	HDBaseT, 2 x HDMI (1.4a 3D support) + MHL v2.0, DisplayPort, 2 x VGA (YPbPr/RGB), S-Video, Composite, 3 x Audio In (RCA/3.5mm), Mic In, VGA Out, Audio Out 3.5mm, USB-A Power (1.5A), RJ45, RS232, 12V trigger, 3D-Sync, wired remote, USB mouse/service	2 x HDMI (1.4a 3D support) + MHL v2.0, DisplayPort, 2 x VGA (YPbPr/RGB), S-Video, Composite, 3 x Audio In (RCA/3.5mm), Mic In, VGA Out, Audio Out 3.5mm, USB-A Power (1.5A), RJ45, RS232, 12V trigger, 3D-Sync, wired remote, USB mouse/service	2 x HDMI (1.4a 3D support) + MHL v2.0, DisplayPort, 2 x VGA (YPbPr/RGB), S-Video, Composite, 3 x Audio In (RCA/3.5mm), Mic In, VGA Out, Audio Out 3.5mm, USB-A Power (1.5A), RJ45, RS232, 12V trigger, 3D-Sync, wired remote, USB mouse/service	2x HDMI (1.4a 3D support) + MHL v2.2, 1x VGA (YPbPr/RGB/Wireless), Composite, 2x Audio in 3.5mm VGA out, Audio out 3.5mm, USB-A power (1A) RJ45, RS232, USB service
<b>Speaker (W)</b>	2 x 10	2 x 10	2 x 10	1 x 10
<b>Optional wireless</b>	HDCast Pro / WHD200	HDCast Pro / WHD200	HDCast Pro / WHD200	HDCast Pro / WHD200
<b>Features</b>	Lens shift, Geometric correction (4 corner), Crestron RoomView™, PJLink™	Lens shift, Geometric correction (4 corner), Crestron RoomView™, PJLink™	Lens shift, Geometric correction (4 corner), Crestron RoomView™, PJLink™	Vertical lens shift, Horizontal keystone, Eco*, Crestron RoomView™, PJLink™
				
				

# Projectors

## ProScene

Model name	W504	EH504	EH416
			
<b>Resolution</b>	WXGA (1280 x 800) up to UXGA	1080p (1920 x 1080)	1080p (1920 x 1080)
<b>Aspect ratio</b>	16:10 native, 16:9/4:3 compatible	16:9 native, 4:3 compatible	16:9 native, 4:3 compatible
<b>Brightness<sup>1</sup></b>	5000 ANSI lumens	5000 ANSI lumens	4200 ANSI lumens
<b>Contrast</b>	15,000:1	15,000:1	20,000:1
<b>Light source type</b>	Lamp	Lamp	Lamp
<b>Light source expected lifetime (max hrs.)<sup>2</sup></b>	4500	4500	7000
<b>Noise level (typical)<sup>3</sup> dB</b>	30	30	32
<b>Weight (kg)</b>	4.6	4.6	2.99
<b>Dimensions (W x D x H mm)</b>	336 x 258 x 105	336 x 258 x 105	315 x 224 x 114
<b>Throw ratio</b>	1.48:1 ~ 2.35:1	1.41:1 ~ 2.24:1	1.4 ~ 2.24:1
<b>Zoom type</b>	1.6x manual	1.6x manual	1.6x manual
<b>Image size (native)</b>	0.65 - 7.65m (25.66" - 301.15") diagonal 16:10	0.67 - 7.65m (26.2" - 301.1") diagonal 16:9	0.66 - 7.7m (26.21" to 303.3") diagonal 16:9
<b>Keystone correction</b>	±30° V and H	±30° V and H	±40° V
<b>Lens shift</b>	+16.2% V	+17% V	-
<b>Connections</b>	3x HDMI (1.4a 3D support) + MHL, VGA (YPbPr/RGB), Composite, 2x Audio in 3.5mm VGA out, Audio out 3.5mm, USB-A Power (1.5A), RJ45, RS232, 3D-Sync, USB remote mouse	3x HDMI (1.4a 3D support) + MHL, VGA (YPbPr/RGB), Composite, 2x Audio in 3.5mm VGA out, Audio out 3.5mm, USB-A Power (1.5A), RJ45, RS232, 3D-Sync, USB remote mouse	2x HDMI (1.4a 3D support) + MHL v2.2, 1x VGA (YPbPr/RGB/Wireless), Composite, 2x Audio in 3.5mm, VGA out, Audio out 3.5mm, USB-A power (1A), RJ45, RS232, USB service
<b>Speaker (W)</b>	2 x 16	2 x 16	1 x 10
<b>Optional wireless</b>	HDCast Pro / WHD200	HDCast Pro / WHD200	HDCast Pro / WHD200
<b>Features</b>	Vertical lens shift, Crestron RoomView™, PJLink™	Vertical lens shift, Crestron RoomView™, PJLink™	Vertical lens shift, Horizontal keystone Eco*, Crestron RoomView™, PJLink™



## ProScene

Model name	X600	ZH420UST	ZH400USTi	ZH400UST
				
<b>Resolution</b>	XGA (1024 x 768)	1080p (1920 x 1080)	1080p (1920 x 1080)	1080p (1920 x 1080)
<b>Aspect ratio</b>	16:6 native, 16:10/16:9/4:3 compatible	16:9 native, 4:3 compatible	16:9 native, 4:3 compatible	16:9 native, 4:3 compatible
<b>Brightness<sup>1</sup></b>	6000 ANSI lumens	4000 ANSI lumens TBC	4000 ANSI lumens	4000 ANSI lumens
<b>Contrast</b>	10,000:1	100,000:1*	100,000:1*	100,000:1*
<b>Light source type</b>	Lamp	DuraCore Laser	DuraCore Laser	DuraCore Laser
<b>Light source expected lifetime (max hrs.)<sup>2</sup></b>	4000	20,000**	20,000**	20,000**
<b>Noise level (typical)<sup>3</sup> dB</b>	28	30 TBC	30*	30*
<b>Weight (kg)</b>	3.6	5.5 TBC	8.8	8.8
<b>Dimensions (W x D x H mm)</b>	326 x 254 x 104	382 x 310 x 124	382 x 310 x 124	382 x 310 x 124
<b>Throw ratio</b>	1.8 ~ 2.1:1	0.25:1	0.25:1	0.25:1
<b>Zoom type</b>	1.15x manual	Fixed	Fixed	Fixed
<b>Image size (native)</b>	0.71 - 8.34m (28.01" - 328.38") diagonal 4:3	2.2 - 2.59m (87" - 102") diagonal 16:9	2.2 - 2.59m (87" - 102") diagonal 16:9	2.2 - 2.59m (87" - 102") diagonal 16:9
<b>Keystone correction</b>	±30° V	±15° V	±15° V, ±15° H	±15° V, ±15° H
<b>Lens shift</b>	-	-	-	-
<b>Connections</b>	2x HDMI, DisplayPort, 2x VGA (YPbPr/RGB), S-Video, Composite, 2x Audio in (RCA/3.5mm) VGA out, Audio out 3.5mm, RJ45, RS232, 12V trigger, 3D-sync, USB service	2x HDMI V1.4a, 1x HDBaseT/RJ45, 1x VGA, 1x 3.5mm Audio, VGA-out, 3.5mm Audio out, RS232, Mini USB (service), USB power 1.5A	HDMI V1.4a, 2x VGA, 2x 3.5mm Audio, VGA-out, 3.5mm Audio out, RJ45, RS232, Wired remote, 12v Trigger, Mini USB (service)	HDMI V1.4a, 2x VGA, 2x 3.5mm Audio, VGA-out, 3.5mm Audio out, RJ45, RS232, Wired remote, 12v Trigger, Mini USB (service)
<b>Speaker (W)</b>	1 x 3	1 x 10	1 x 10	1 x 10
<b>Optional wireless</b>	HDCast Pro / WHD200	HDCast Pro / WHD200	HDCast Pro / WHD200	HDCast Pro / WHD200
<b>Features</b>	Eco*, Crestron RoomView™, PJLink™	HDBaseT, 4 Corner Correction, built in edge blending, PIP/PBP, 114% Rec709 coverage, Crestron RoomView™, PJLink™, portrait projection, downward projection	Crestron RoomView™, PJLink™, portrait projection, downward projection	Crestron RoomView™, PJLink™, portrait projection, downward projection



\* Specification is to be confirmed and is subject to change.

\*\* Full brightness "normal" (100% power) mode, temperature 25°C



## Projectors

### ProScene

#### Model name

#### ZW400USTi



#### ZW400UST



Resolution	WXGA (1280 x 800)	WXGA (1280 x 800)
Aspect ratio	16:10 native, 16:9/4:3 compatible	16:10 native, 16:9/4:3 compatible
Brightness <sup>1</sup>	4000 ANSI lumens	4000 ANSI lumens
Contrast	100,000:1*	100,000:1*
Light source type	DuraCore Laser	DuraCore Laser
Light source expected lifetime (max hrs.) <sup>2</sup>	20,000**	20,000**
Noise level (typical) <sup>3</sup> dB	30*	30*
Weight (kg)	8.8	8.8
Dimensions (W x D x H mm)	384 x 310 x 124	383 x 310 x 124
Throw ratio	0.27:1	0.27:1
Zoom type	Fixed	Fixed
Image size (native)	2.15 - 2.92m (85" - 115") diagonal 16:10	2.15 - 2.92m (85" - 115") diagonal 16:10
Keystone correction	±15° V, ±15° H	±15° V, ±15° H
Lens shift	-	-
Connections	HDMI V1.4a, 2x VGA, 2x 3.5mm Audio, VGA-out, 3.5mm Audio out, RJ45, RS232, Wired remote, 12v Trigger, Mini USB (service)	HDMI V1.4a, 2x VGA, 2x 3.5mm Audio, VGA-out, 3.5mm Audio out, RJ45, RS232, Wired remote, 12v Trigger, Mini USB (service)
Speaker (W)	1 x 10	1 x 10
Optional wireless	HDCast Pro / WPS Pro / WHD200	HDCast Pro / WPS Pro / WHD200
Features	Crestron RoomView™, PJLink™, portrait projection, downward projection	Crestron RoomView™, PJLink™, portrait projection, downward projection



#### Screens

Optoma projection screens are highly versatile, easy to operate and suitable for almost any application including meeting rooms, large auditoriums, theatres and home use.



**Projection Mapper**

**Get even more from your projector**

Great for parties, businesses, DJs and home use!

**Download Optoma Projection Mapper app**

[optomaeurope.com/projection-mapper](http://optomaeurope.com/projection-mapper)

## Optional lenses

#### WU1500



	A18	A19	A20	A21	A22	A23
Throw ratio	0.84 ~ 1.02	1.02 ~ 1.36	1.2 ~ 1.5	1.5 ~ 2.0	2.0 ~ 4.0	4.0 ~ 7.2

#### ZU1050 / ZU850 / ZU650+ / WU630



	A15	A01	A06	A02*	A03	A13
Throw ratio	0.75 ~ 0.95	0.95 ~ 1.22	1.22 ~ 1.52	1.22 ~ 1.53	1.52 ~ 2.92	2.90 ~ 5.50

\* A02 lens not suitable for ZU850 or ZU1050, use A06 as alternative

#### EH505e / EH503e / W505 / X605



	Short	Semi short	Standard	Long	Extra long
EH505e	0.77	1.1 ~ 1.3	1.54 ~ 1.93	1.93 ~ 2.89	3 ~ 5.0
EH503e	0.77	1.1 ~ 1.3	1.54 ~ 1.93	1.93 ~ 2.89	3 ~ 5.0
W505	0.81	1.16 ~ 1.37	1.62 ~ 2.03	2.03 ~ 3.05	3.15 ~ 5.25
X605	0.8	1.14 ~ 1.35	1.6 ~ 2.0	2.0 ~ 3.0	3.11 ~ 5.18

#### ZU850 / ZU1050



	BX-CTA16
Throw ratio	0.36
Zoom type	Fixed

#### ZU650 / ZU650+ / ZU850 / ZU1050



	BX-CTADOME
Field of view	180°
Dome size	3-10m



The BX-CTADOME lens is specifically aimed at the dome projection market and is simple to set up, delivering an immersive 360° projection on pop up or permanent curved spaces from a single projector with no blending required.

Ideal for planetariums, simulation, military and live events or where 360° projection is required, the BX-CTADOME is compatible with the Optoma DuraCore laser projectors ZU650, ZU650+, ZU850 and ZU1050.

## Supported solutions - signal processing

All Optoma signal processors and HDBaseT equipment are supported solutions optimised for use with our ProScene projectors. This significantly reduces the complexity and configuration time required to edge blend multiple ProScene projectors. This is also covered by the industry leading ProScene technical support services should you require assistance with your edge blending project.



### 4K HDBaseT™ transmitter 4K100TX



- Supports 4K UHD
- HDCP 2.2 input
- HDMI loop out (for local display e.g. podium)
- Supports RS-232 pass through
- Supports IR pass through
- Transmit up to 100m (70m 4K) using a single CAT type cable

### Image blending and warping processor GB-200



The GB-200 is a fully featured dual-channel image blending and warping processor with multi-layer black level and colour correction. Chameleon GB-200 is a powerful and intuitive image blending and warping processor that provides the ability to merge overlapping edges of two or more projected images creating a seamless single image.

	GB-200
Simple edge blending (flat surface)	•
Simple edge blending (curved surface)	•
Advanced edge blending	•
Black-level uplift	•
Simple stacking and geometry (4-corner and H / V keystone)	•
Advanced stacking (warp grids via PC tool)	•
90 degree rotation	-
Curved wall correction	•
Masking (using image file)	-
Colour matching	•
Auto blending / stacking	o
Video sources e.g. DVD / Blu-ray	-
PC sources	•
	o Additional software required

## Supported solutions - presentation scaler-switchers

### The all-in-one solution for professional AV applications

- ✓ Education
- ✓ Corporate AV
- ✓ Hotel
- ✓ Training rooms
- ✓ Events
- ✓ Broadcast
- ✓ IMAG

#### PS200



#### PS200T



#### PS300T



Model	PS200	PS200T	PS300T
HDMI 4K inputs	•(2)	•(2)	•(2)
HDMI HD input	•	•	•
DVI/HDMI HD input	•	•	•
HDBaseT 4K input	-	•	•
DisplayPort 4K input	•	•	•
Component input	DVI-U	DVI-U	DVI-U
Composite input	•	•	•
VGA Analog input	•	•	•
3G-SDI input(s)	-	-	•(2)
Streaming video input (via network port)	•	•	•
Analogue audio input and outputs	•	•	•
Power amp 2 x 15W (RMS)	•	•	•
DVI / HDMI HD output	•	•	•
HDMI 4K output	•	•	•
HDBaseT 4K output	-	•	•
3G-SDI output	-	-	•
3G-SDI audio embed/de-embed and SPDIF	-	-	•
HQUltra 4K low-latency processing	•	•	•
HQUltraFast high speed input switching	•	•	•
Picture in Picture (PiP)	-	-	•
TCP/IP webserver and API control	•	•	•
Genlock – H and V or crosslock	-	-	•
Pan, zoom, tilt	•	•	•
Videowall mode with auto PTZ	•	•	•

## Accessories



### QuickCast bundle QCBUNDLE



This standalone presentation system gives presenters the freedom and flexibility to display content instantly from almost any device with an HDMI output. With no wires, software or applications to download, QuickCast is the ideal solution for hassle-free presentations at the click of a button.

### QuickCast transmitter QCTX



Additional transmitter for use with QuickCast bundle.

### HDCast Pro HDMI dongle H1AM60000001



Stream videos and music, and share photos and documents in Full HD 1080p from your mobile device or laptop to your display device with ease. Compatible with AirPlay®, Miracast™ and DLNA™.

### Mini WiFi dongle SP.8JQ02GC01



Mini WiFi dongle lets you control your projector, share photos, presentations and your desktop wirelessly - powered via USB input.

For a full list of accessories and compatible products visit [www.optoma.com](http://www.optoma.com)

## Accessories

### 1080p 3D wireless HDMI system WHD200



Stream video content wirelessly to a projector or TV from a Blu-ray™ player, set-top box, gaming console or AV receiver; the WHD200 is capable of streaming 1080p formats including 24, 50 and 60Hz up to 20 metres in any room.

### Flight case (ZU510T / WU630) FC510630



Hinged lid flight case to hold either ZU510T or WU630 with custom foam inserts on castors with extra compartment.

### Flight case (WU1500 / ZU850 / ZU650+ / ZU1050) FC1500650



Hinged lid flight case to hold either ZU650+/850/1050 or WU1500, with custom foam inserts and an extra compartment. Fetaures heavy duty castors.

### Projector lamps



Optoma genuine lamp modules are designed specifically and uniquely for Optoma projectors. Visit the Optoma website for a full list of lamp part numbers.

### Universal ceiling mount OCM818W-RU / OCM818B-RU



Universal flush ceiling mount – available in black and white. Max load 15kg.

### Universal ceiling mount OCM815B / OCM815W



Universal pole ceiling mount – available in black and white, with extension pole. Max load 15kg.

### Wall mount OWM3000



Compact wall mount with vertical adjustment and adjustable mounting plate for easy installation. Designed for the Optoma ultra short throw projector range.

### Video colour wheel SP.8JN07GC01



The enhanced-colour video wheel maximises colour performance and accuracy on the WU1500 projector. The colour wheels are interchangeable modules and can be fitted or exchanged on site without removing the projector cover.

For a full list of accessories and compatible products visit [www.optoma.com](http://www.optoma.com)

## Leisure and hospitality sector

Optoma's wide range of projectors are accommodating to all types of installations, no matter how difficult. Focusing on the growing Leisure and hospitality sector which has shown an increase in innovative installations and customer engaging displays.

Museums



Zoos



Sports stadium



Cinema



Arts, theatre, galleries



Hotels



Houses of worship



Nightclubs



*"Leisure & Hospitality - up 73% 2016-2020 CAGR....demand will be largely driven by SSI solutions – as well as an overall desire for ever-more creative installations in order to attract visitors" (Futuresource, 2017)*

## Leisure and hospitality sector

### Service and support

Optoma provides you with total support and service excellence. It is at the core of our ProScene philosophy. We are committed to delivering the highest standard of support to our partners.

Through ProDesign our partners have direct access to our dedicated in-house technical services team. The increase in demand for end to end support on larger and more challenging projects lead us to the creation of our ProDesign service. Our experienced engineers are available to assist from the initial design and planning, right through to commissioning and after install support.




### ProDesign example

**Challenge:** The Colosseum cinema in Oslo, wanted to create an unforgettable lightshow experience by projecting above the audience onto its iconic 32 metre high, 45 metre wide spherical dome.

**Solution:** Vioso blended and warped the imagery from 16x 8,200 lumen ZU850 laser projectors, installed around the base of the dome, to project one seamless image.

**The Results:** The Colosseum invited Cinema Plus customers, press and partners to the grand opening of its newly renovated ' Sal 1 at the end of September.

*Espen Pedersen said: "It looks amazing! The cinema guests are overwhelmed when the picture in the vignette moves from the cinema screen into the top of the dome."*



## Case studies

Recent examples of how our customers and partners have used Optoma projectors to create unique and eye-catching solutions.



M&M's World, London

Optoma projectors used to create a stand-out interactive front window display for M&M's World's flagship store in London.



Moscow Design Centre M'ARS, Moscow

A range of Optoma projectors were selected to create a unique interactive audio visual art exhibition.



Central Children Store, Moscow

To inspire and bring the powerful wonders of magic to the Central Children Store, Moscow.



Faberge egg at Harrods, London

Optoma projectors were used to create a stunning 360-degree projection mapped luxury Faberge egg for Harrods' shop window.



Augmented climbing wall, Scandinavia

Augmented Climbing Wall is the world's first global gaming platform for climbing and bouldering walls. It combines projected graphics and body tracking to create interactive games and training applications.



World Trade Club, Dubai

The Belgian artists teamed up with entrepreneur creator Nadine Beshir to offer a unique new dining experience in Dubai and Abu Dhabi.



Moscow Oceanarium, Moscow

Norsken had to simulate an ocean at Moscow's Oceanarium in the centre of Russia's capital - where visitors could be 'pulled in' by a tide of immersive visuals, capturing the diversity of the flora and fauna of the world's oceans.

<b>Industry</b>	Retail	Arts venue	Leisure and hospitality	Retail	Leisure and hospitality	Leisure and hospitality	Leisure and hospitality
<b>Region</b>	UK	Russia	Russia	UK	Scandinavia	Dubai	Russia
<b>Type of solution</b>	2x Optoma ZU650 laser phosphor projectors	Over 30 Optoma projectors including EH503, EH200ST and W307UST	18x Optoma GT1070X	16x Optoma EH415 projectors	Optoma X605	29x Optoma HD28DSE	10x Optoma EH200ST's (6 blended, 4 independently installed)
<b>Installation company</b>	Projection Artworks	M'ARS	Hello Computer's	Projection Artworks	Augmented Climbing Wall	Skullmapping	Norsken

## Icons



### WUXGA

WUXGA projectors have a native display of 1920x1200 pixels with an aspect ratio of 16:10. This format has proved highly popular in commercial and business environments.



### Full HD 1080p

1080p resolution gives you sharp and detailed images from HD content without downscaling or compression; perfect for watching Blu-ray movies, HD broadcasting and playing video games.



### HD Ready

HD Ready projectors can display 720p/1080i High Definition pictures. You'll still see a big improvement from 720p/1080i HD pictures, though you won't see every last detail from sources such as Blu-ray (1080p) discs.



### Full 3D

Full 3D projectors can display true 3D content from almost any 3D source, including 3D Blu-ray players, 3D broadcasting and the latest generation games consoles. Support for 144Hz rapid refresh rate provides ultra-smooth flicker free images.



### Eco+

Eco+ technology brings together high contrast, improved lamp life and energy saving features that are easy to use while reducing power consumption.



### USB power

USB power can be used to power a HDMI dongle, such as Google Chromecast or the Optoma WHD200 wireless HDMI device.



### Speakers

Built-in speakers provide exceptional sound quality and are easy to set up without the need for costly external speakers.



### Vertical lens shift

Vertical lens shift gives you the ability to move the projected image up or down, while keeping the projector stationary. This makes it easier to position the projector in your room and enables a wider range of screen size options.



### Lens shift

Full lens shift gives you the ability to move the projected image up or down and left or right, while keeping the projector stationary. This makes it easier to position the projector in your room and enables a wider range of screen size options.



### Media player

A handy integrated media player means you can use the projector as a stand-alone device, retrieving content from the internal memory, USB stick or a memory card.



### Ultra short throw

An ultra short throw lens produces an impressive image greater than 100 inches from less than a metre away. This means you can place the projector closer to the wall, reducing shadows so you can present with ease; perfect for interactive applications.



### TouchBeam interactive technology

Optoma's finger-touch technology allows several people to work simultaneously on the projected screen without using a pen. TouchBeam makes it easy to open documents or web browsers and draw, annotate, zoom and rotate images on the projected image.



### MHL®

Turn your projector into a smart display by connecting a smartphone or tablet with a single cable using MHL to play games, stream videos and share photos on the big screen.



### HDBaseT

Simplify installation by transmitting uncompressed HD video, audio, Ethernet and control commands using a standard LAN cable of up to 100m.



### DuraCore laser

Industry leading lifetime light source beyond 20,000 hours in full brightness mode with an independent IP dust certification for ultimate reliability.



### MultiColor Laser

Advanced multi-colour laser diodes for superior colour rendering.

## ProScene Certified Partners

Optoma understands that for ProScene customers, their high specification projector must be of exceptional quality and that the level of support and expertise provided by AV installers and integrators must also be of the highest calibre. To maintain this standard throughout, we have selected only the very best from within the AV industry to become ProScene Certified Partners. These rigorously selected partners understand your specific requirements and perhaps as importantly, they have direct access to the specially-trained Optoma support and service teams. Our dedicated experts are available from the initial design and planning phase of a project, right through to the installation stages and beyond. Through our partners, you'll have access to what is probably the most extensive network of service centres across Europe of any projector manufacturer.

Choosing your ProScene projector is just the start. Total support and service excellence are the core of the ProScene ideology, ensuring industry leading dedication to giving you the highest standard of expertise from Optoma and from our certified partners.



Copyright © 2018, Optoma and its logo is a registered trademark of Optoma Corporation. Optoma Europe Ltd is the licensee of the registered trademark. All other product names and company names used herein are for identification purposes only and may be trademarks or registered trademarks of their respective owners. DLP®, BrilliantColor™ and the DLP logo are registered trademarks of Texas Instruments. Crestron®, the Crestron and RoomView® logo are registered trademarks of Crestron Electronics, Inc. MHL, Mobile High-Definition Link and the MHL logo are trademarks or registered trademarks of the MHL, LLC. HDBaseT™ and the HDBaseT Alliance logo are trademarks of the HDBaseT Alliance. \*Brightness and lifetime will vary depending on selected projector mode, environmental conditions and usage. As is common with all projectors, brightness will decrease over the lifetime. †Maximum light source lifetime achieved through testing will vary according to operational use and environmental conditions. ‡The quoted noise level is based on testing and will vary according to operational use and environmental conditions. Errors and omissions excepted, all specifications are subject to change without notice. All images are for representation purposes only and may be simulated.



[optoma.com](http://optoma.com)