

D-LINE HDL 20-A

COMPACT LINE ARRAY MODULE



MAIN APPLICATIONS

- Live Sound
- Rental
- Portable PA, clubs, ballrooms, live theatre, houses of worship, theme parks
- Music playback and sound reinforcement in small and mid-size venues
- Corporate A/V professionals and sound system hire companies

MAIN FEATURES

- 100 x 15, Wide dispersion constant directivity line array module
- 2 x 10" woofer, high power 2,5" voice coil
- 2" HF driver, titanium dome 3" voice coil
- 1200 watt Peak, 600 watt RMS
- Digital Bi-amp and DSP Sound Processing
- 133 dB max SPL
- Cabinet moulded on a special polypropylene composite material

DESCRIPTION

The careful acoustic design, no compromise transducers and a unique, composite cabinet, design make the HDL 20-A the preferred tool of many professionals. Perfect in live sound reinforcement and reliable installed situations.

The HDL 20-A is the ideal choice when line array performance is needed and a fast and easy set up is a must.

The system features state of the art RCF transducers, two powerful 10" with 2,5" voice coil for a solid bass reproduction and a large format 2" with 3" voice coil compression driver to deliver vocal clarity and high definition with an incredible dynamic. The large format compression driver RCF CD 850 is a key advantage of the HDL20-A. All the vocal range is reproduced from this driver. Superior efficiency and clarity, higher pressures and a better coverage.

The system is powered from a 600 Watt Digital Amplifier, Class-D technology, that packs huge performance operating with high efficiency into a lightweight solution. HDL20-A amplifiers presents SMPS power supply section in order to produce maximum output and minimum transportation weight. D Line amplifiers deliver ultra fast attack, realistic transient response and impressive audio performance. The amplifier features a solid mechanical aluminium structure which not only stabilize the amplifier during transportation but also assist in the heat dissipation.

The integrated DSP manages crossover, equalisation, soft limiter, compressor and user adjustable settings. The processing includes cluster and HF projection correction and special new presets for indoor and high curving situations.

High curving switch gives the extra possibility to boost mid frequencies depending on a high curving cluster configuration of few pieces and the Indoor/Outdoor switch is to set low frequencies correction depending on an indoor/outdoor use, in order to compensate room reverberation on lows. An easy to reach volume knob on the back allows to set the overall volume of the speaker according to its application.

3 status LEDs – Power / Signal / Status are provided for monitoring the system.

The HDL20-A features configurable mechanics, angles between cabinets are selectable with 2 degrees resolution.

In comparison with many competitors products with fixed curving, with HDL20-A is possible to create real J-shaped or spiral arrays.

HDL20-A cabinets are moulded on a special polypropylene composite material designed to dampen down vibrations even at maximum volume settings. From moulding to the final texture, D LINE offers the maximum reliability and strength for the intensive use on the road. The HDL20-A is equipped with two side aluminium handle with rubber handgrip for greater portability.

ACOUSTICAL SPECIFICATIONS

Frequency response:	55 Hz- 20 KHz
Max SPL:	135 dB
Horizontal coverage angle:	100°
Vertical coverage angle:	15° max.
Compression driver:	2", 3.0" v.c.
Midrange:	-
Woofer:	2x10", 2.5" v.c.

INPUT SECTION

Input connector:	XLR
Output connector:	XLR
Input sensitivity:	-2 dBu / + 4 dBu

PROCESSOR SECTION

Crossover frequencies:	1000 Hz
Protections:	Themel, RMS
Limiter:	soft limiter
Controls:	Cluster, HF, High curving, Indoor

AMPLIFIER

Power supply:	switching 700 Watt
---------------	--------------------

High frequencies:	D / 200 Watt
Mid frequencies:	-
Low frequencies:	D / 500 Watt
Cooling:	convection
Connection:	VDE connector IN

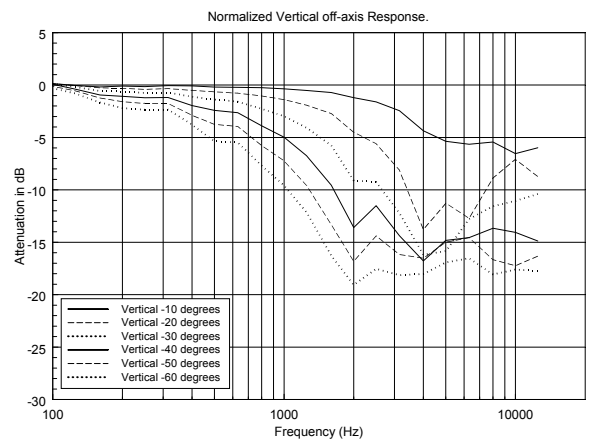
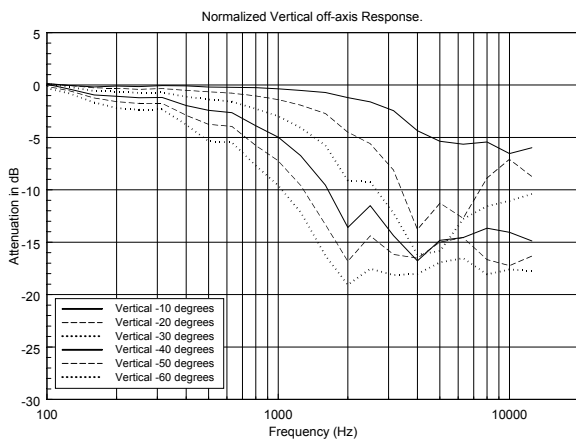
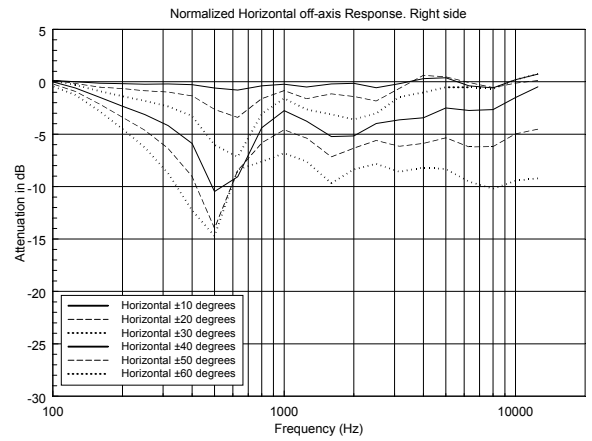
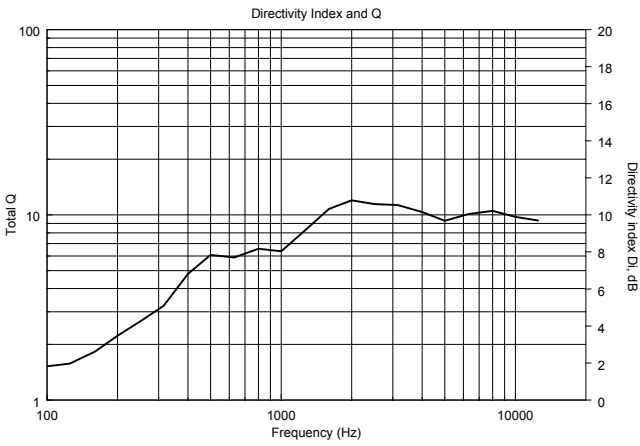
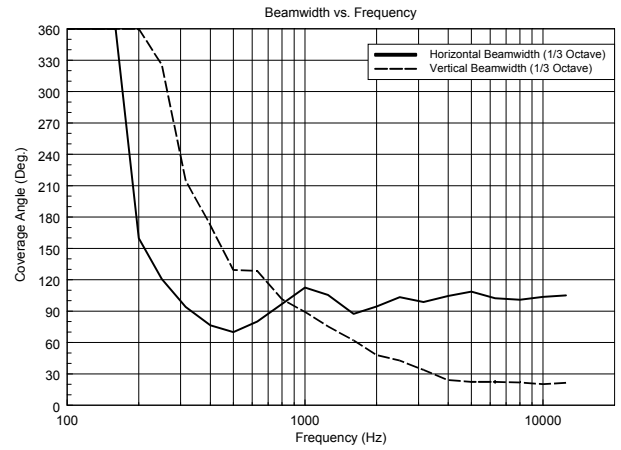
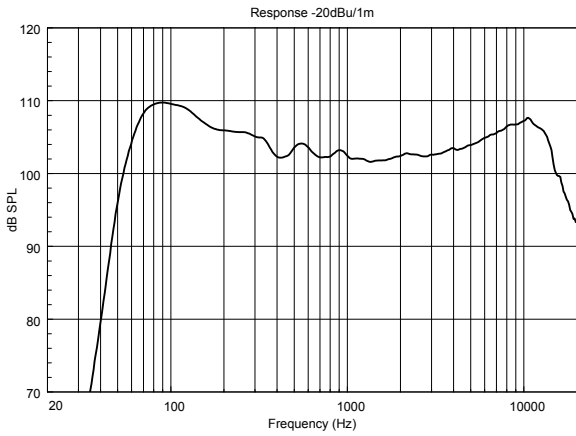
PHYSICAL

Height:	294 mm (11.5")
Width:	705 mm (27.7")
Depth:	445 mm (17.5")
Weight:	29 Kg (63.93 lbs)
Cabinet:	Composite PP
Hardware:	Rigging fl yware

Handles:	2 side
Pole mount cap	yes
Colour:	Black

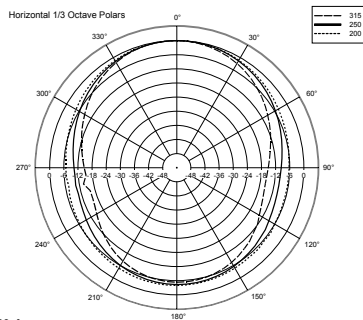


D-LINE HDL 20-A

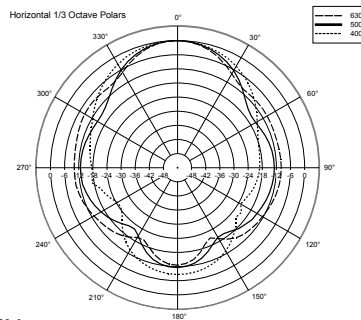


D-LINE HDL 20-A

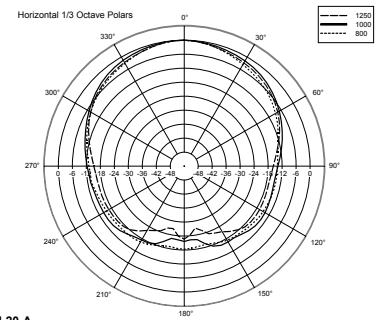
HORIZONTAL 1/3 POLAR PLOT



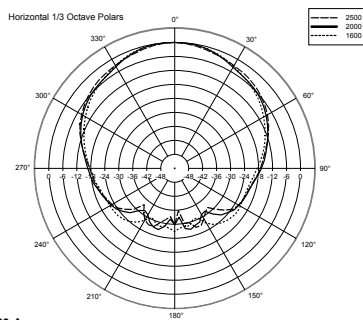
HDL20-A



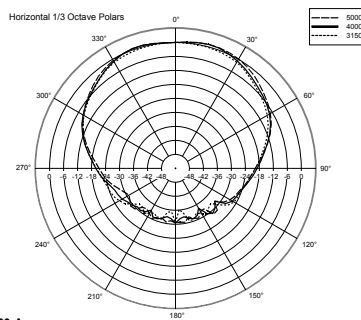
HDL20-A



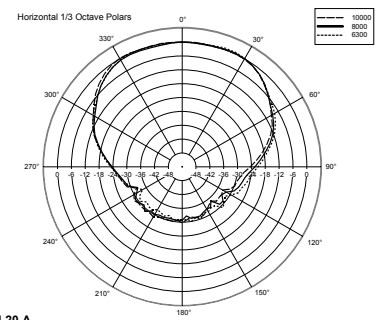
HDL20-A



HDL20-A

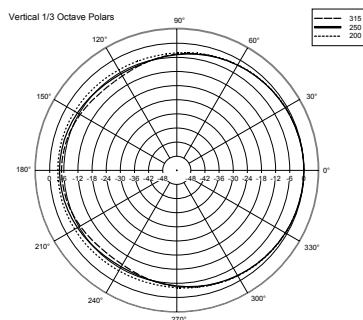


HDL20-A

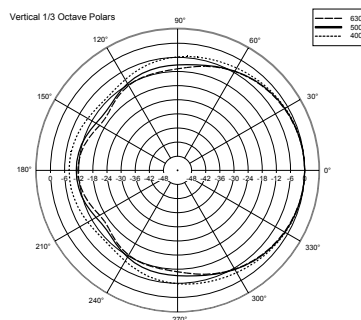


HDL20-A

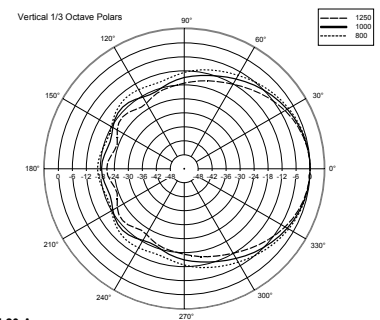
VERTICAL 1/3 POLAR PLOT



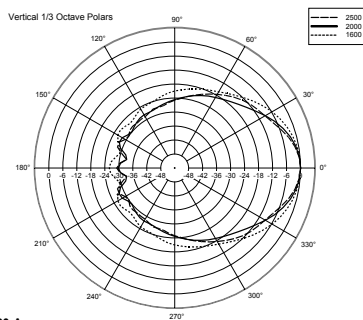
HDL20-A



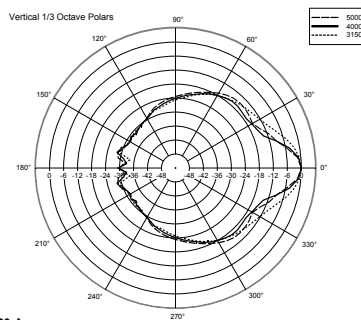
HDL20-A



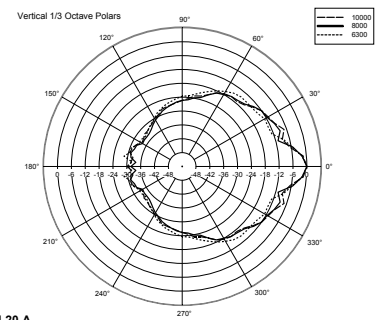
HDL20-A



HDL20-A



HDL20-A



HDL20-A



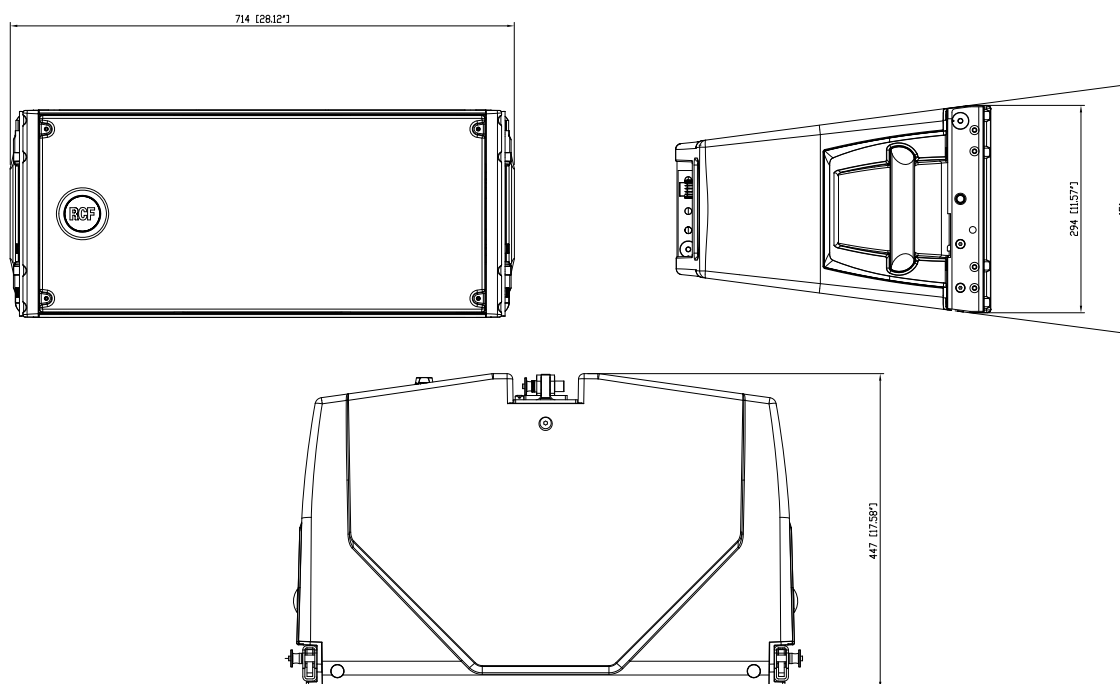
D-LINE HDL 20-A

PART NUMBERS

13040007 - 230VOLT

13040008 - 115 VOLT

DIMENSIONS (All data are in mm)



ACCESSORIES

FLY BAR HDL 20-18	Fly bar for HDL 20-A, max. 16 modules HDL 20-A
FLY BAR HDL 20 LIGHT	Fly bar for HDL 20-A, max. 4 modules
LINK BAR HDL20-HDL18	Link bar for HDL 20-A and HDL 18-AS
AC 4 PIN HDL20 FRONT	4 quick lock pins kit for HDL 20-A array system - front
AC 4 PIN HDL20 BACK	4 quick lock pins kit for HDL 20-A array system - back
AC 4 PIN HDL20 FRAME	4 quick lock pins kit for HDL 20-A array system
FLY BAR PICKUP HDL20	To be added to the fly bar accessory in case the pick up is made with 2 motors.
AC RAIN COVER HDL20-18	Rain cover for HDL 20-A
KART HDL20	The heavy duty RCF HDL20 Kart can be use to easily transport up to 4 HDL 20-A cabinets
AC CONNECTION SUB 8006-AS	Accessory to lock FLY BAR HDL 20-18 to the SUB 8006-AS or to any M20 insert point