

BRANDS THAT INSPIRE




Welcome to our product catalogue

You are holding the Highlite Catalogue Update 2023 with our latest additions to our portfolio of products for the entertainment industry. We distribute our products under our own brands Showtec, Infinity, DAP, DMT Arctecta and Showgear, supplemented by products from renowned brands, for a comprehensive and complete product range.


In addition to the 2021 'Brands that inspire' catalogue and the 2022 catalogue update, we now have even more to show you! This update will introduce you to many more solutions for your business applications, public spaces and events. Whether you run a rental company, are a reseller, installer, event organiser, or business owner in general, prepare for your next venture and see what we have available for you!

Browse through this 2023 update and discover our latest innovations. Together with our Brands that Inspire catalogue and the 2022 update, you now have a complete overview of our portfolio.

Dive in and enjoy!



Audiovisual



Led Screens

Pixel Screens

AV Controllers


Video Processors

AV Interfaces

AV Stands & Brackets

AV Stand Accessoires

Audio



Speakers

Passive Series

Active Series

Installation Series

Audio Processing

Audio Tools

Public Addressing

Amplifiers

Ceiling Speakers

Microphones

Wireless Microphones

Vocal Microphones

Wireless Microphone Accessoires

Headphones


Wireless headphones

Audio Stands

Speaker Stands

Accessories for Speaker Stands

Entertainment Lighting



Light Controllers

Consoles

LED Controllers

DMX Gear

Wireless DMX

Dimmer Packs

Moving Lights

Moving Lights Spot

Moving Lights Wash

Moving Lights Beam

Theatre Lights

Fresnels

Wall Washers

Washers Outdoor

Spots

Spots Outdoor

Spots Accessoires

Light Bars

Light Bars Outdoor

Battery Lights

Battery Spots

Blinders

Blinders DMX

45

Flood Lights

Flood Lights White

46

Light effects

Effect Lights

49

Deco Lights

LED Flexlights

50

Architectural Light



Track lighting

1-Phase Spots

52

Light Bulbs

Light Bulbs

52

LED Strips

Strip Light Flex IP20

53

Strip Light Flex IP62

60

Strip Light Flex IP65

63

Strip Light Flex IP68

65

Aluminium profiles

67

Garden & Street Lights

240 V

68

Artecta Accessoires

Controllers

68

Power Supplies

69

Special Effects



FX Hardware

Foggers

70

Fazers

71

Snow Machines

72

Fans

72

Cables & Connectors



Power Distribution

240 V Extension Cords

74

Connectors

Speaker Chassis & Connectors

75

Power Distribution

240 V Connectors


76

Prefab Cables

AV & DMX Cables

77

Stage & Rigging



Truss

Truss Accessoires

Clamps

Rigging Accessoires


Textiles

Deco Textiles

Pipe & Drape

Textile Accessoires

Bags & Cases



Cases

Light Cases LCA

Bags

Gear Bags

79

81

81





PS-6.9 Blue Line

101772 50 x 50 cm

DMT


Specifications:

Pitch Horz.:	6.9 mm
Pitch Vert.:	6.9 mm
Cab. Res. Width:	72 px
Cab. Res. Height:	72 px
Horz. View °:	160 °
Vert. View °:	155 °
Transparency:	0 %
LED Type:	Black Face
Brightness:	1000 nits
Ctrl System:	Novastar
Refresh Rate:	3840 Hz
Pwr. Supp.:	100-240 VAC 50-60 Hz
Pwr. Cons.:	135 W

Pwr. Cons. Average:	45 W
Pwr. Conn. In.:	Power Pro True
Pwr. Conn. Out.:	Power Pro True
Data Conn. In.:	ProCat
Data Conn. Out.:	ProCat
Cab. Width:	500 mm
Cab. Height:	500 mm
Cab. Depth:	66 mm
Weight:	8 kg
IP Rate:	IP20 (indoor use only)
Maintenance:	Front / Rear Service
Max. Horz. Rigging:	18 Panels
Max. Vert. Rigging:	18 Panels
Lock. Sys.:	Fast Lock System

FEATURES:

- 6.9 mm pixel pitch with up to 1000 nits
- Front and rear service
- Lightweight
- NovaStar A5s PLUS receiver card
- IP20



PS-6.9 Blue Line

101773 50 x 100 cm

DMT

Specifications:

Pitch Horz.:	6.9 mm
Pitch Vert.:	6.9 mm
Cab. Res. Width:	72 px
Cab. Res. Height:	144 px
Horz. View °:	160 °
Vert. View °:	155 °
Transparency:	0 %
LED Type:	Black Face
Brightness:	1000 nits
Ctrl System:	Novastar
Refresh Rate:	3840 Hz
Pwr. Supp.:	100-240 VAC 50-60 Hz
Pwr. Cons.:	265 W

Pwr. Cons. Average:	90 W
Pwr. Conn. In.:	Power Pro True
Pwr. Conn. Out.:	Power Pro True
Data Conn. In.:	ProCat
Data Conn. Out.:	ProCat
Cab. Width:	500 mm
Cab. Height:	1000 mm
Cab. Depth:	66 mm
Weight:	12.8 kg
IP Rate:	IP20 (indoor use only)
Maintenance:	Front / Rear Service
Max. Horz. Rigging:	18 Panels
Max. Vert. Rigging:	18 Panels
Lock. Sys.:	Fast Lock System

FEATURES:

- 6.9 mm pixel pitch with up to 1000 nits
- Front and rear service
- Lightweight
- NovaStar A5s PLUS receiver card
- IP20



VT 401 - HDMI to 3G-SDI converter

101271 Compact

DMT

Specifications:

HDMI 1.3:	1
3G-SDI (out):	2

Pwr. Supp.:	5 VDC
Pwr. Cons.:	5 W
Pwr. Conn. In.:	USB

FEATURES:

- Compact HDMI to 3G-SDI converter
- USB-powered (power supply and cable included)



VT402 - 3G-SDI to HDMI Converter

101272 Compact, with 3G-SDI loop

DMT

Specifications:

3G-SDI:	2
HDMI 1.3 (out):	1

Pwr. Supp.:	5 VDC
Pwr. Cons.:	5 W
Pwr. Conn. In.:	USB

FEATURES:

- Compact 3G-SDI to HDMI converter
- 3G-SDI loop
- USB-powered (power supply and cable included)



LS-125 MKIII (GX4 Pro)

101607 LED Processor

DMT

Specifications:

HDMI 1.3:	1
DVI Single Link:	1
VGA (in):	1
CVBS (in):	1
RS-232:	1
DVI Single Link (loop):	2
Scale funct.:	Yes

PIP:	Yes
Scr. Brightn. Ctrl:	16 levels adjustment
Ctrl System:	Linsn
Max. In. Res.:	1920 x 1080
Sender Card Type:	802
Pwr. Supp.:	100-240 VAC 50-60 Hz
Pwr. Cons.:	25 W
Data Conn. In.:	USB

FEATURES:

- HDMI, DVI, VGA, and CVBS inputs
- Supports up to 1080p/60Hz via DVI or HDMI
- Linsn Sendercard built in
- Control through front buttons and/or Windows software
- Optional 3G-SDI/DVI/HDMI/DP/CVBS/VGA/USB/audio-input modules



Screen Mount for 35 mm Pole

D8608 VESA compatible

SHOWGEAR


Specifications:

Width (mm):	240 mm
Depth (mm):	240 mm

Weight:	2.74 kg
Max. Load:	30 kg
Material:	Steel
Colour:	Black

FEATURES:

- Multiple VESA mounting patterns
- Fits 35 mm speaker stands
- Including M6 and M8 mounting screws and spacers





Odin T-8

D3970 Passive Line Array Satellite

DAP

Specifications:		Comp. Driver Ø:	1"
RMS In. Pwr.:	800 W	Comp. Driver V.C.:	1.75"
Peak In. Pwr.:	1200 W	Horz. °:	100°
Pass. In. Conn.:	Speaker Connector 4 pole	Vert. °:	10°
Speaker Sys.:	2-way Line-Array	Height (mm):	300 mm
Speaker Ω:	8 Ω	Width (mm):	649 mm
Maximum SPL at 1 m:	129 dB	Depth (mm):	465 mm
X-over freq. High:	1800 Hz	Material:	Plywood
Woofer V.C.:	2"	Weight:	20.7 kg
		Rigging Options:	Flying / Stacking

FEATURES:

- 800 W / 129 dB SPL at 1 m
- 2 x 8" Neodymium MID Woofers
- 2 x 1" Celestion Neodymium compression drivers
- Waveguide for optimised low-mid frequency directivity
- Quick and easy setup (3-point suspension system)



Odin S-18


D3971 Passive Line Array Subwoofer

DAP

Specifications:		Woofer V.C.:	4"
RMS In. Pwr.:	1200 W	Height (mm):	665 mm
Peak In. Pwr.:	2400 W	Width (mm):	663 mm
Pass. In. Conn.:	Speaker Conn. 2 pole	Depth (mm):	700 mm
Speaker Sys.:	Subwoofer	Material:	Plywood
Speaker Ω:	8 Ω	Weight:	56.9 kg
Maximum SPL at 1 m:	136 dB	Rigging Options:	Flying / Stacking

FEATURES:

- 1200 W / 136 dB max SPL at 1 m
- 18" Celestion Ferrite Magnet subwoofer with 4" voice coil
- 40 - 1000 Hz usable range (-3 dB)
- Quick and easy setup (4-point suspension system)
- M20-threaded distance pole adapter



NRG-8

D3623 Passive 8" full-range speaker

DAP

Specifications:		Woofer V.C.:	1.5"
RMS In. Pwr.:	120 W	Comp. Driver Ø:	1"
Peak In. Pwr.:	400 W	Comp. Driver V.C.:	1.4"
Pass. In. Conn.:	Speaker Connector 4 pole	Horz. °:	90°
Speaker Sys.:	2-way	Vert. °:	60°
Speaker Ω:	8 Ω	Height (mm):	475 mm
Maximum SPL at 1 m:	114 dB	Width (mm):	275 mm
Freq. Resp. (-6dB) Min.:	80 Hz	Depth (mm):	280 mm
Freq. Resp. (-6dB) Max.:	20000 Hz	Material:	Plywood
		Weight:	10.3 kg

FEATURES:

- 120 W RMS, 400 W peak
- Speaker sensitivity 93 dB/W at 1 m
- Full range (80 - 20.000 Hz)
- Dual-angle speaker flange (0° and 5°)
- Lightweight (10.3 kg)



NRG-10


D3624 Passive 10" full-range speaker

DAP

Specifications:		Woofer V.C.:	2"
RMS In. Pwr.:	150 W	Comp. Driver Ø:	1"
Peak In. Pwr.:	550 W	Comp. Driver V.C.:	1.4"
Pass. In. Conn.:	Speaker Connector 4 pole	Horz. °:	90°
Speaker Sys.:	2-way	Vert. °:	60°
Speaker Ω:	8 Ω	Height (mm):	550 mm
Maximum SPL at 1 m:	115 dB	Width (mm):	322 mm
Freq. Resp. (-6dB) Min.:	70 Hz	Depth (mm):	320 mm
Freq. Resp. (-6dB) Max.:	20000 Hz	Material:	Plywood
		Weight:	12.5 kg

FEATURES:

- 150 W RMS, 550 W peak
- Speaker sensitivity 94 dB/W at 1 m
- Full range (70 - 20.000 Hz)
- Dual-angle speaker flange (0° and 5°)
- Lightweight (12.5 kg)



NRG-12

D3625 Passive 12" full-range speaker

DAP

Specifications:		Woofer V.C.:	2"
RMS In. Pwr.:	150 W	Comp. Driver Ø:	1"
Peak In. Pwr.:	550 W	Comp. Driver V.C.:	1.4"
Pass. In. Conn.:	Speaker Connector 4 pole	Horz. °:	90°
Speaker Sys.:	2-way	Vert. °:	60°
Speaker Ω:	8 Ω	Height (mm):	572 mm
Maximum SPL at 1 m:	117 dB	Width (mm):	345 mm
Freq. Resp. (-6dB) Min.:	60 Hz	Depth (mm):	360 mm
Freq. Resp. (-6dB) Max.:	20000 Hz	Material:	Plywood
		Weight:	14.6 kg

FEATURES:

- 150 W RMS, 550 W peak
- Speaker sensitivity 96 dB/W at 1 m
- Full range (60 - 20.000 Hz)
- Dual-angle speaker flange (0° and 5°)
- Lightweight (14.6 kg)



NRG-15

D3626 Passive 15" full-range speaker

DAP

Specifications:		Woofer V.C.:	2"
RMS In. Pwr.:	150 W	Comp. Driver Ø:	1"
Peak In. Pwr.:	550 W	Comp. Driver V.C.:	1.4"
Pass. In. Conn.:	Speaker Connector 4 pole	Horz. °:	90°
Speaker Sys.:	2-way	Vert. °:	60°
Speaker Ω:	8 Ω	Height (mm):	680 mm
Maximum SPL at 1 m:	118 dB	Width (mm):	440 mm
Freq. Resp. (-6dB) Min.:	50 Hz	Depth (mm):	457 mm
Freq. Resp. (-6dB) Max.:	20000 Hz	Material:	Plywood
		Weight:	20.2 kg

FEATURES:

- 150 W RMS, 550 W peak
- Speaker sensitivity 96 dB/W at 1 m
- Full range (50 - 20.000 Hz)
- Dual-angle speaker flange (0° and 5°)
- Lightweight (20.2 kg)





NRG-12S

D3627 Passive 12" bass reflex subwoofer

DAP

Specifications:		Maximum SPL at 1 m:	120 dB
		Freq. Resp. (-6dB) Min.:	50 Hz
RMS In. Pwr.:	300 W	Woofers V.C.:	2.5"
Peak In. Pwr.:	1200 W	Height (mm):	525 mm
Pass. In. Conn.:	Speaker Connector 4 pole / Terminal	Width (mm):	380 mm
Speaker Sys.:	Subwoofer	Depth (mm):	460 mm
Speaker Ω:	8 Ω	Material:	Plywood
		Weight:	17.5 kg

FEATURES:

- 300 W RMS, 1200 W peak
- Speaker sensitivity 94 dB/W at 1 m
- Plays down to 50 Hz (-6 dB)
- Lightweight (17.5 kg)
- M20 threaded pole mount



NRG-15S

D3628 Passive 15" bass reflex subwoofer

DAP

Specifications:		Maximum SPL at 1 m:	121 dB
		Freq. Resp. (-6dB) Min.:	50 Hz
RMS In. Pwr.:	400 W	Woofers V.C.:	3"
Peak In. Pwr.:	1600 W	Height (mm):	587 mm
Pass. In. Conn.:	Speaker Connector 4 pole / Terminal	Width (mm):	430 mm
Speaker Sys.:	Subwoofer	Depth (mm):	520 mm
Speaker Ω:	8 Ω	Material:	Plywood
		Weight:	22.5 kg

FEATURES:

- 400 W RMS, 1600 W peak
- Speaker sensitivity 95 dB/W at 1 m
- Plays down to 50 Hz (-6 dB)
- Lightweight (22.5 kg)
- M20 threaded pole mount



NRG-18S

D3629 Passive 18" bass reflex subwoofer


DAP

Specifications:		Maximum SPL at 1 m:	122 dB
		Freq. Resp. (-6dB) Min.:	45 Hz
RMS In. Pwr.:	400 W	Woofers V.C.:	3"
Peak In. Pwr.:	1600 W	Height (mm):	670 mm
Pass. In. Conn.:	Speaker Connector 4 pole / Terminal	Width (mm):	505 mm
Speaker Sys.:	Subwoofer	Depth (mm):	580 mm
Speaker Ω:	8 Ω	Material:	Plywood
		Weight:	31.8 kg

FEATURES:

- 400 W RMS, 1600 W peak
- Speaker sensitivity 95 dB/W at 1 m
- Plays down to 45 Hz (-6 dB)
- Lightweight (31.8 kg)
- M20 threaded pole mount





NRG-8A


D3653 Active 8" full-range speaker

DAP

Specifications:		Comp. Driver V.C.:	1.4"
RMS Out. Pwr.:	180 W	Horz. °:	90°
Peak Out. Pwr.:	360 W	Vert. °:	60°
Mono In.:	2	Presets:	Yes
THD Level:	< 0.3 %	Presets Capacity:	4
Signal-to-noise Ratio:	> 95 dB	Pwr. Supp.:	100-240 VAC 50-60 Hz
Amp Technology:	Class D	Pwr. Cons.:	120 W
Speaker Sys.:	2-way	Pwr. Conn. In.:	Power Pro Blue
Maximum SPL at 1 m:	114 dB	Height (mm):	475 mm
Freq. Resp. (-6dB) Min.:	80 Hz	Width (mm):	275 mm
Freq. Resp. (-6dB) Max.:	20000 Hz	Depth (mm):	280 mm
Woofer V.C.:	1.5"	Material:	Plywood
		Weight:	10.9 kg

FEATURES:

- 180 W RMS, 360 W peak
- 80 - 20,000 Hz frequency range
- Dedicated mic and line inputs
- Bluetooth 5.0 with True Wireless Stereo (TWS)
- Internal DSP with 4 modes
- Seamless integration of NRG series subwoofer
- Lightweight (10.9 kg)



NRG-15A


D3656 Active 15" full-range speaker

DAP

Specifications:		Comp. Driver V.C.:	1.4"
RMS Out. Pwr.:	180 W	Horz. °:	90°
Peak Out. Pwr.:	360 W	Vert. °:	60°
Mono In.:	2	Presets:	Yes
THD Level:	< 0.3 %	Presets Capacity:	4
Signal-to-noise Ratio:	> 95 dB	Pwr. Supp.:	100-240 VAC 50-60 Hz
Amp Technology:	Class D	Pwr. Cons.:	220 W
Speaker Sys.:	2-way	Pwr. Conn. In.:	Power Pro Blue
Maximum SPL at 1 m:	118 dB	Height (mm):	680 mm
Freq. Resp. (-6dB) Min.:	50 Hz	Width (mm):	440 mm
Freq. Resp. (-6dB) Max.:	20000 Hz	Depth (mm):	457 mm
Woofer V.C.:	2"	Material:	Plywood
		Weight:	21.9 kg

FEATURES:

- 180 W RMS, 360 W peak
- 50 - 20,000 Hz frequency range
- Dedicated mic and line inputs
- Bluetooth 5.0 with True Wireless Stereo (TWS)
- Internal DSP with 4 modes
- Seamless integration of NRG series subwoofer
- Lightweight (21.9 kg)



NRG-10A

D3654 Active 10" full-range speaker

DAP

Specifications:		Comp. Driver V.C.:	1.4"
RMS Out. Pwr.:	180 W	Horz. °:	90°
Peak Out. Pwr.:	360 W	Vert. °:	60°
Mono In.:	2	Presets:	Yes
THD Level:	< 0.3 %	Presets Capacity:	4
Signal-to-noise Ratio:	> 95 dB	Pwr. Supp.:	100-240 VAC 50-60 Hz
Amp Technology:	Class D	Pwr. Cons.:	150 W
Speaker Sys.:	2-way	Pwr. Conn. In.:	Power Pro Blue
Maximum SPL at 1 m:	115 dB	Height (mm):	550 mm
Freq. Resp. (-6dB) Min.:	70 Hz	Width (mm):	325 mm
Freq. Resp. (-6dB) Max.:	20000 Hz	Depth (mm):	320 mm
Woofer V.C.:	2"	Material:	Plywood
		Weight:	12.5 kg

FEATURES:

- 180 W RMS, 360 W peak
- 70 - 20,000 Hz frequency range
- Dedicated mic and line inputs
- Bluetooth 5.0 with True Wireless Stereo (TWS)
- Internal DSP with 4 modes
- Seamless integration of NRG series subwoofer
- Lightweight (12.5 kg)



NRG-12SA



D3657 Active 12" bass reflex subwoofer

DAP

Specifications:		Woofer V.C.:	2.5"
RMS Out. Pwr.:	500 W	Presets:	Yes
Peak Out. Pwr.:	1000 W	Presets Capacity:	4
Mono In.:	2	Pwr. Supp.:	100-240 VAC 50-60 Hz
THD Level:	< 0.3 %	Pwr. Cons.:	350 W
Signal-to-noise Ratio:	> 95 dB	Pwr. Conn. In.:	Power Pro Blue
Amp Technology:	Class D	Height (mm):	525 mm
Speaker Sys.:	Subwoofer	Width (mm):	380 mm
Maximum SPL at 1 m:	120 dB	Depth (mm):	460 mm
Freq. Resp. (-6dB) Min.:	50 Hz	Material:	Plywood
		Weight:	20.3 kg

FEATURES:

- 500 W RMS, 1000 W peak
- 50 - 170 Hz frequency range
- Internal DSP with 4 modes
- Seamless integration with NRG series active full-range speaker
- Lightweight (20.3 kg)
- M20 threaded pole mount



NRG-12A

D3655 Active 12" full-range speaker

DAP

Specifications:		Comp. Driver V.C.:	1.4"
RMS Out. Pwr.:	180 W	Horz. °:	90°
Peak Out. Pwr.:	360 W	Vert. °:	60°
Mono In.:	2	Presets:	Yes
THD Level:	< 0.3 %	Presets Capacity:	4
Signal-to-noise Ratio:	> 95 dB	Pwr. Supp.:	100-240 VAC 50-60 Hz
Amp Technology:	Class D	Pwr. Cons.:	180 W
Speaker Sys.:	2-way	Pwr. Conn. In.:	Power Pro Blue
Maximum SPL at 1 m:	117 dB	Height (mm):	575 mm
Freq. Resp. (-6dB) Min.:	60 Hz	Width (mm):	345 mm
Freq. Resp. (-6dB) Max.:	20000 Hz	Depth (mm):	360 mm
Woofer V.C.:	2"	Material:	Plywood
		Weight:	15.5 kg

FEATURES:

- 180 W RMS, 360 W peak
- 60 - 20,000 Hz frequency range
- Dedicated mic and line inputs
- Bluetooth 5.0 with True Wireless Stereo (TWS)
- Internal DSP with 4 modes
- Seamless integration of NRG series subwoofer
- Lightweight (15.5 kg)





NRG-15SA

D3658 Active 15" bass reflex subwoofer

DAP

Specifications:		Woofer V.C.:	3"
		Presets:	Yes
RMS Out. Pwr.:	500 W	Presets Capacity:	4
Peak Out. Pwr.:	1000 W	Pwr. Supp.:	100-240 VAC 50-60 Hz
Mono In.:	2	Pwr. Cons.:	450 W
THD Level:	< 0.3 %	Pwr. Conn. In.:	Power Pro Blue
Signal-to-noise Ratio:	> 95 dB	Height (mm):	590 mm
Amp Technology:	Class D	Width (mm):	430 mm
Speaker Sys.:	Subwoofer	Depth (mm):	520 mm
Maximum SPL at 1 m:	121 dB	Material:	Plywood
Freq. Resp. (-6dB) Min.:	50 Hz	Weight:	25.5 kg

FEATURES:

- 500 W RMS, 1000 W peak
- 50 - 170 Hz frequency range
- Internal DSP with 4 modes
- Seamless integration with NRG series active full-range speaker
- Lightweight (25.5 kg)
- M20 threaded pole mount



NRG-18SA

D3659 Active 18" bass reflex subwoofer

DAP

Specifications:		Freq. Resp. (-6dB) Min.:	45 Hz
		Woofer V.C.:	3"
RMS Out. Pwr.:	500 W	Pwr. Supp.:	100-240 VAC 50-60 Hz
Peak Out. Pwr.:	1000 W	Pwr. Cons.:	550 W
Mono In.:	2	Pwr. Conn. In.:	Power Pro Blue
THD Level:	< 0.3 %	Height (mm):	670 mm
Signal-to-noise Ratio:	> 95 dB	Width (mm):	505 mm
Amp Technology:	Class D	Depth (mm):	580 mm
Speaker Sys.:	Subwoofer	Material:	Plywood
Maximum SPL at 1 m:	122 dB	Weight:	33.3 kg

FEATURES:

- 500 W RMS, 1000 W peak
- 45 - 170 Hz frequency range
- Internal DSP with 4 modes
- Seamless integration with NRG series active full-range speaker
- Lightweight (33.3 kg)
- M20 threaded pole mount



WCSS-230 G2


D6451 Active 6.5" Wireless Ceiling Speaker - White

DAP

Specifications:		Carr. Freq.:	2.4 GHz
		Pwr. Supp.:	100-240 VAC 50-60 Hz
Speaker Sys.:	2-way	Height (mm):	105 mm
Speaker Sens. (1W/1m):	87 dB	Width (mm):	233 mm
Speaker Ω:	8 Ω	Length (mm):	233 mm
Maximum SPL at 1 m:	103 dB	Inst. Depth Ex. Conn.:	100 mm
Freq. Resp. Min.:	70 Hz	Material:	ABS / Aluminium / Steel
Freq. Resp. Max.:	20000 Hz	Colour:	White
Woofer \emptyset:	6.5"	Weight:	3.4 kg
Comp. Driver \emptyset:	0.75"	IP Rate:	IP20 (indoor use only)

FEATURES:

- Set of two 30 W RMS speakers with Class D amp
- Streaming through Wi-Fi and wired network connection
- Direct streaming from smartphones
- RCA input
- Multi-room configuration



WMS4

D3830 Passive 4" design wall speaker - 16 Ω - Black

D3831 Passive 4" design wall speaker - 16 Ω - White

DAP

Specifications:		Woofer V.C.:	1"
		Comp. Driver V.C.:	0.7"
RMS In. Pwr.:	20 W	Horz. \circ:	60 \circ
Peak In. Pwr.:	80 W	Vert. \circ:	30 \circ
Pass. In. Conn.:	Terminal	Height (mm):	260 mm
Passive Out. Conn.:	Terminal	Width (mm):	144 mm
Speaker Sys.:	2-way	Length (mm):	180 mm
Speaker Sens. (1W/1m):	86.5 dB	Inst. Depth Ex. Conn.:	180 mm
Speaker Ω:	16 Ω	Material:	ABS
Maximum SPL at 1 m:	98.5 dB	Colour:	Black / White
Freq. Resp. Min.:	90 Hz	Weight:	1.7 kg
Freq. Resp. Max.:	20000 Hz	IP Rate:	IP54
Woofer \emptyset:	4"		

FEATURES:

- 20 W RMS/80 W peak - 16 Ohm - ABS
- Easy installation
- 2-way system for clean full-range sound
- Horizontal and vertical positioning
- Protected against dust ingress and downpour (IP54)



WMS4T

D3832 Passive 4" design wall speaker - 100 V - Black

D3833 Passive 4" design wall speaker - 100 V - White

DAP

Specifications:		Woofer \emptyset:	4"
		Woofer V.C.:	1"
RMS In. Pwr.:	20 W	Comp. Driver V.C.:	0.7"
Peak In. Pwr.:	80 W	Horz. \circ:	60 \circ
Pass. In. Conn.:	Terminal	Vert. \circ:	30 \circ
Trafo:	70+100 V	Height (mm):	260 mm
Line Trafo Taps:	2.5 / 5 / 7.5 / 15 W	Width (mm):	144 mm
Passive Out. Conn.:	Terminal	Length (mm):	180 mm
Speaker Sys.:	2-way	Inst. Depth Ex. Conn.:	180 mm
Speaker Sens. (1W/1m):	86.5 dB	Material:	ABS
Speaker Ω:	8 Ω	Colour:	Black / White
Maximum SPL at 1 m:	98.5 dB	Weight:	1.9 kg
Freq. Resp. Min.:	90 Hz	IP Rate:	IP54
Freq. Resp. Max.:	20000 Hz		

FEATURES:

- 20 W RMS/80 W peak - 100 V - 2-way - ABS
- Four power taps and 8 Ω
- Easy installation
- Horizontal and vertical positioning
- Protected against dust ingress and downpour (IP54)



Installation Series

Speakers

WMS6

D3840 Passive 6" design wall speaker - 16 Ω - Black


D3841 Passive 6" design wall speaker - 16 Ω - White

DAP

Specifications:	Woofer V.C.:	1 °
RMS In. Pwr.:	Comp. Driver V.C.:	0.7 °
Peak In. Pwr.:	Horz. °:	60 °
Pass. In. Conn.:	Vert. °:	30 °
Passive Out. Conn.:	Height (mm):	385 mm
Speaker Sys.:	Width (mm):	215 mm
Speaker Sens. (1W/1m):	Length (mm):	240 mm
Speaker Ω:	Inst. Depth Ex. Conn.:	240 mm
Maximum SPL at 1 m:	Material:	ABS
Freq. Resp. Min.:	Colour:	Black / White
Freq. Resp. Max.:	Weight:	3.7 kg
Woofer Ø:	IP Rate:	IP54

FEATURES:

- 40 W RMS/120 W peak - 16 Ohm - ABS
- Easy installation
- 2-way system for clean full-range sound
- Horizontal and vertical positioning
- Protected against dust ingress and downpour (IP54)



WMS6T

D3842 Passive 6" design wall speaker - 100 V - Black

D3843 Passive 6" design wall speaker - 100 V - White

DAP

Specifications:	Woofer Ø:	6.5 "
RMS In. Pwr.:	Woofer V.C.:	1 °
Peak In. Pwr.:	Comp. Driver V.C.:	0.7 °
Pass. In. Conn.:	Horz. °:	60 °
Trafo:	Vert. °:	30 °
Line Trafo Taps:	Height (mm):	385 mm
Passive Out. Conn.:	Width (mm):	215 mm
Speaker Sys.:	Length (mm):	240 mm
Speaker Sens. (1W/1m):	Inst. Depth Ex. Conn.:	240 mm
Speaker Ω:	Material:	ABS
Maximum SPL at 1 m:	Colour:	Black / White
Freq. Resp. Min.:	Weight:	3.9 kg
Freq. Resp. Max.:	IP Rate:	IP54

FEATURES:

- 40 W RMS/120 W peak - 100 V - 2-way - ABS
- Four power taps and 8 Ω
- Easy installation
- Horizontal and vertical positioning
- Protected against dust ingress and downpour (IP54)



The DAP Source Control system is ideal for quick and uncomplicated audio control applications. It allows you to adjust the volume and switch audio sources on the main unit, via an IR remote control, or via a wall panel that is installed at a distance from the main unit. Up to 8 zones can be created using the DIP switches and up to 4 zones can be controlled using the supplied remote control.



SC-5.2 Source Control

D1540 Stereo audio source selector and volume control

DAP

Specifications:		THD Level:	< 0.05 %
Stereo In.:	5	Freq. Resp. Min.:	20 Hz
Main Out.:	1	Freq. Resp. Max.:	20000 Hz
		Pwr. Supp.:	100-240 VAC 50-60 Hz

FEATURES:

- 5 line-level inputs (1 balanced)
- Balanced master output
- Front panel volume control and LED indicator
- Remote control with zone selection (up to 4) included
- Up to 8 zones assignable



SC-WP1

D1541 Wall panel remote for SC-5.2 Source Control - Black

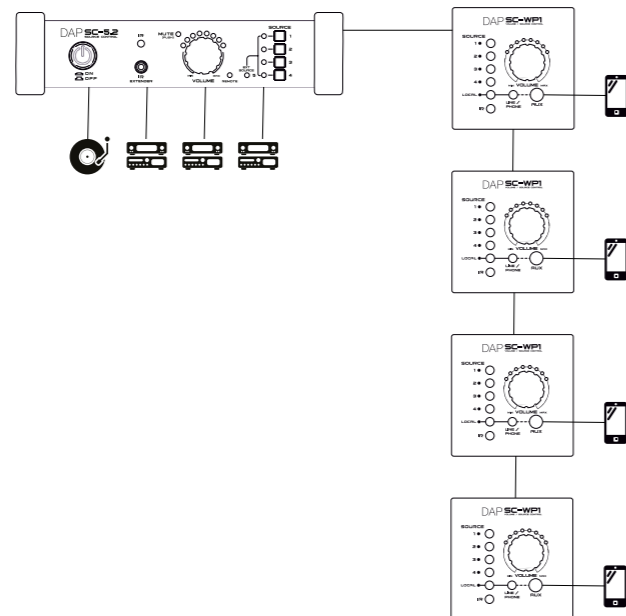
D1542 Wall panel remote for SC-5.2 Source Control - White

DAP

Specifications:		Stereo In.:	1
-----------------	--	-------------	---

FEATURES:

- Remote control for SC-5.2 Source Control
- Auxiliary audio input for line/phone sources (summed mono)
- Connects via standard shielded CAT5 or CAT6 cable
- Fits in a standard square wall box (ABB Hafobox 190, Gira 2896 00, etc.)



IA-270 2x 70 W Amplifier

D4600 Compact design for fixed installations

DAP

Specifications:		6.3 mm	
RMS Out. Pwr.:	70 W	Pwr. Supp.:	220V-240 VAC 50 Hz
Out. Ch.:	2	Pwr. Cons.:	160 W
Out. Mode:	Parallel / Stereo	Pwr. Conn. In.:	Power Pro Blue
Out. Conn.:	Terminal	Height (mm):	52 mm
Mono In.:	0	Width (mm):	165 mm
Stereo In.:	2	Length (mm):	210 mm
Stereo In. Conn.:	Phoenix / TRS balanced	Weight:	1.35 kg

FEATURES:

- Class-D amplifier with 2 x 70 W at 4 ohms
- Input forwarding switch for stereo and parallel mono modes
- Individual 100-Hz high-pass filter for both inputs
- Rear-side volume control for each channel with peak LED
- Line-level link output with pre/post volume for flexible scaling of cascaded systems
- Noiseless convection cooling without fan



PA-380TU 80 W 100 V Amplifier

D6170 Bluetooth 5.0, USB, Microphone (6.3 mm jack), AUX (RCA) and FM radio

DAP

Specifications:		FM Freq. >:	87.5 MHz
RMS Out. Pwr.:	80 W	FM Freq. <:	108 MHz
Out. Ch.:	1	DAB+ Frequency Start:	174 MHz
Out. Mode:	Mono	DAB+ Frequency End:	230 MHz
Out. Conn.:	Terminal	Pwr. Supp.:	220V-240 VAC 50 Hz
Mono In.:	1	Pwr. Cons.:	100 W
Mono In. Conn.:	TS unbalanced 6.3 mm	Pwr. Conn. In.:	Schuko Plug
Stereo In.:	3	Height (mm):	75 mm
Stereo In. Conn.:	RCA	Width (mm):	252 mm
Trafo:	100 V	Length (mm):	260 mm
		Weight:	4.1 kg

FEATURES:

- 80 W Mixer Amplifier
- 100 V, 4-16 ohms
- USB, FM tuner, Bluetooth
- 6.3 mm jack, XLR microphone and RCA input
- Compact design
- Control audio settings, like bass, treble and volumes
- IR remote controller included





DPS-530 Pendant Speaker

D6614B Black

D6614W White

DAP

Specifications:

Peak In. Pwr.: 30 W
 Trafo: 70+100 V
 Line Trafo Taps: 1.8 / 3.75 / 7.5 / 15 / 30 W
 Pass. In. Conn.: Terminal
 Speaker Sys.: 2-way
 Speaker Sens. (1W/1m): 84 dB

Speaker Ω : 8 Ω
 Freq. Resp. Min.: 110 Hz
 Freq. Resp. Max.: 20000 Hz
 Woofer \emptyset : 5.25"
 Woofer V.C.: 1"
 Height (mm): 240 mm
 Width (mm): 170 mm
 Weight: 5.32 kg
 IP Rate: IP44

FEATURES:

- 30-watt pendant speaker
- 5.25-inch polypropylene cone woofer
- 1-inch silk dome tweeter
- IP44 rating
- Easy to hang



DPS-640 Pendant Speaker

D6615B Black

D6615W White

DAP

Specifications:

Peak In. Pwr.: 40 W
 Trafo: 70+100 V
 Line Trafo Taps: 2.5 / 5 / 10 / 20 / 40 W
 Pass. In. Conn.: Terminal
 Speaker Sys.: 2-way
 Speaker Sens. (1W/1m): 83 dB
 Speaker Ω : 8 Ω

Freq. Resp. Min.: 110 Hz
 Freq. Resp. Max.: 20000 Hz
 Woofer \emptyset : 6.5"
 Woofer V.C.: 1"
 Height (mm): 280 mm
 Width (mm): 208 mm
 Weight: 5.6 kg
 IP Rate: IP44

FEATURES:

- 40-watt pendant speaker
- 6.25-inch polypropylene cone woofer
- 1-inch silk dome tweeter
- IP44 rating
- Easy to hang



EDGE EHS-2

D1479B Wireless Dual Handheld Microphone Set - 610-670 MHz

DAP

Specifications:

WL Mic Freq. >: 610 MHz
 WL Mic Freq. <: 670 MHz
 RF Pwr.: 30 mW
 RF Bandwidth: 60 MHz
 THD Level: < 1.0 %
 Signal-to-noise Ratio: > 100 dB
 Mic Type: Condenser
 Mic Sens.: 2.2 mV
 Polar Pattern: Cardioid
 Max. SPL.: 130 dB
 Freq. Resp. Min.: 60 Hz

Freq. Resp. Max.: 18000 Hz
 RF Ant. In.: 2
 RF Ant. In. Conn.: BNC
 Mic Out.: 2
 Mic Out. Conn.: 3-pin XLR
 Batt. Type: AA
 Avg. Runtime: 10 h
 Transmitter: Handheld
 Receiver: True diversity
 Pwr. Conn. In.: Low Voltage DC plug
 Pwr. Conn. Out.: Low Voltage DC Socket
 Weight Transmitter: 0.38 kg

FEATURES:

- UHF true-diversity receiver with antenna distributor and full-colour LCD
- Band Scan function for interference elimination
- Two hand-held microphones with OLED display
- High-quality cardioid condenser capsules
- Infrared sensor and colour coding



EDGE EBS-2

D1480B Wireless Dual Beltpack Set - 610-670 MHz

DAP

Specifications:

WL Audio Freq. >: 610 MHz
 WL Audio Freq. <: 670 MHz
 RF Pwr.: 30 mW
 RF Bandwidth: 60 MHz
 THD Level: < 1.0 %
 Signal-to-noise Ratio: > 100 dB
 Mic Sens.: 1.9 mV
 Max. SPL.: 133 dB
 Freq. Resp. Min.: 50 Hz
 Freq. Resp. Max.: 19000 Hz
 Phantom Pwr.: 5 V

Mono In. Conn.: 4-pin mini XLR
 RF Ant. In.: 2
 RF Ant. In. Conn.: BNC
 Mic Out.: 2
 Mic Out. Conn.: 3-pin XLR
 Batt. Type: AA
 Avg. Runtime: 10 h
 Transmitter: Beltpack
 Receiver: True diversity
 Pwr. Conn. In.: Low Voltage DC plug
 Pwr. Conn. Out.: Low Voltage DC Socket
 Weight Transmitter: 0.11 kg

FEATURES:

- UHF true-diversity receiver with antenna distributor and full-colour LCD
- Band Scan function for interference elimination
- Two beltpack transmitters with OLED display
- High-quality cardioid condenser headsets
- Incl. 19" rack install kit, power supply, and antennas



COM-BTX BT 5.0 Audio Receiver

D1403 Stereo/mono master/slave XLR-type receiver

DAP

Specifications:

WL Audio Freq. >: 2402 MHz
 WL Audio Freq. <: 2480 MHz
 RF Bandwidth: 2400 MHz
 THD Level: < 0.1%

Signal-to-noise Ratio: > 75 dB
 Freq. Resp. Min.: 20 Hz
 Freq. Resp. Max.: 20000 Hz
 Batt. Type: Lithium ion
 Runtime @Full: 8 h
 Pwr. Conn. In.: Micro USB

FEATURES:

- Converts active speakers into Bluetooth speakers
- Configurable mono/stereo output (L/R when used in pairs)
- BT 5.0 with aptX, AAC, and SBC support
- >8-hour battery life, chargeable via micro-USB (5 V / 1 A)
- Stereo 3.5 mm jack and mono XLR output





EDGE VCM-1

D1325 Premium Supercardioid Condenser Vocal Microphone

DAP

Specifications:		Freq. Resp. Min.:	50 Hz
		Freq. Resp. Max.:	20000 Hz
Mic Out. Conn.:	3-pin XLR	Phantom Pwr.:	48 V
Microphone Ω:	150 Ω	Height (mm):	51 mm
Mic Type:	Condenser	Width (mm):	51 mm
Mic Sens.:	4.5 mV	Length (mm):	191 mm
Polar Pattern:	Super Cardioid	Weight:	0.26 kg
Max. SPL.:	140 dB		

FEATURES:

- Premium-quality super cardioid condenser capsule
- Suitable for live singing, acting, and presenting
- High gain before feedback
- Internal shock absorption to eliminate handling noise
- High-quality metal housing



Silent Disco Transmitter

D1820 3 Channels

DAP

Specifications:		RF Bandwidth:	863 MHz
		Freq. Resp. Min.:	30 Hz
WL Audio Freq. >:	863 MHz	Freq. Resp. Max.:	20000 Hz
WL Audio Freq. <:	865 MHz		

FEATURES:

- Extended range of up to 450 m
- 863-865 MHz band
- 3 channels selectable
- Optional keypad (D1822) controls headphones colours remotely
- 12 V DC power supply included



EDGE EOA-1

D1487 Set of two Active Omnidirectional Antennas

DAP

Specifications:		Polar Pattern:	Omni Directional
		Height (mm):	257 mm
RF Ant. Out.:	1	Width (mm):	26 mm
RF Ant. Out. Conn.:	BNC	Length (mm):	129 mm
WL Audio Freq. >:	470 MHz	Weight:	0.3 kg
WL Audio Freq. <:	980 MHz		

FEATURES:

- Two antennas for DAP EDGE series
- Powered by antenna distributor or DAP EDGE receiver
- Microphone stand mount adapter
- Omnidirectional pick-up pattern
- BNC cables and thread adapters included



Silent Disco Headphones

D1821 3 Channels

DAP

Specifications:		Freq. Resp. Max.:	20000 Hz
		Batt. Type:	Lithium-ion polymer
THD Level:	< 1.0 %	Runtime @Full:	8 h
Signal-to-noise Ratio:	> 75 dB	Channels:	3
Freq. Resp. Min.:	30 Hz	LED Indicators:	Channel select / Charging

FEATURES:

- Up to 450 m range in open air
- Volume and channel control
- Li-ion polymer battery plays up to 8 hours
- LED lights controllable via transmitter/keypad (optional)
- Shells fold in to save space





Keypad for LED Control of Silent Disco Headphones
D1822 For DAP Silent Disco Transmitter
DAP

- FEATURES:
- Controls the LEDs of the DAP Silent Disco Headphones via the Silent Disco Transmitter
 - 16 buttons with pre-defined settings
 - Extra-long connection cable (8 m)



Charger for Silent Disco Headphones
D1823 Charges up to 16 headphones simultaneously
DAP

- FEATURES:
- Simultaneously charges 16 DAP Silent Disco Headphones (D1821)
 - Minimises cable clutter
 - Minimises the number of required wall outlets



Speaker Wall Mount
E200010 30° x 160° tilt and swivel
SHOWGEAR

Specifications:		Weight:	1.59 kg
Max. Height (mm):	220 mm	Max. Load:	25 kg
Material:	Steel	Folded Max. Length:	220 mm

- FEATURES:
- 30° tilt and 160° swivel
 - Supports up to 25 kg
 - Thick 4.5-mm powder-coated steel



Accessories for Speaker Stands
Audio Stands

Cable Clamp
E206001 35 mm
SHOWGEAR

Specifications:		Width (mm):	36.5 mm
Height (mm):	35 mm	Length (mm):	53.5 mm
		Material:	ABS

- FEATURES:
- Designed to fit 35 mm speaker stands and poles
 - Made from durable ABS plastic
 - 24 x 16 mm of space for cables
 - Keeps cables safe and tidy



Tray for 35 mm stand
D8607 Steel - 42 x 38 cm
SHOWGEAR

Specifications:		Width (mm):	420 mm
Height (mm):	115 mm	Length (mm):	380 mm
		Material:	Steel

- FEATURES:
- Designed to fit 35 mm speaker stands and poles
 - Suitable for beamers, projectors, laptops, media players, et cetera
 - Raised lip all around for added rigidity and safety



The **LAMPY V2** software ushers in a new era of possibilities for this great little DMX console. A completely new user interface with MultiCell capabilities, professional colour picking tools, Virtual Dimmer and Strobe, and many more improvements take the LAMPY to a whole new level. With this, the demand for DMX channels may very well exceed the 1 or 2 universe limit of the LAMPY consoles. Enter the Re-Load 4! This expansion kit adds 4 DMX universes to your LAMPY V2, available via the 3-pin and 5-pin connectors, but also via Art-Net and sACN, if your LAMPY has these enabled. This means that with a LAMPY 2U/Re-Load 4 combination you will have a staggering 3072 DMX channels at your disposal!



LAMPY Re-Load 4
50744 4-universe expansion kit

SHOWTEC

Specifications:		DMX Conn. out:	XLR 3P / XLR 5P
Ctrl. Mode:	DMX	Data Conn. In:	USB B
DMX Channels:	2048	Length (mm):	279 mm
Universes:	4	Width (mm):	72 mm
Pwr. Supp.:	5 VDC	Height (mm):	44 mm
Pwr. Cons.:	5 W	Weight:	0.3 kg
Pwr. Conn. In.:	Low Voltage DC plug	Housing:	Metal
		Colour:	Black

FEATURES:

- Expansion kit for LAMPY consoles
- 4 Additional universes (2048 channels)
- 3 and 5-pin connectors for each universe
- Plug and play




ColorCue 1 Air
50707 Intelligent single-fader, 6-colour, battery-powered LED Controller with wireless DMX

SHOWTEC

Specifications:		Pwr. Conn. In.:	Low Voltage DC plug
Ctrl. Mode:	Built-in Program / Manual / Sound / Static Dimmer	DMX Conn. out:	XLR 3P
DMX Channels:	6	Audio Triggers:	1
Protocols:	DMX	Length (mm):	258 mm
Faders:	1	Width (mm):	150 mm
Memories:	1212	Height (mm):	79 mm
Pwr. Supp.:	9-12 VDC	Weight:	1.2 kg
Pwr. Cons.:	10 W	R.U.:	3 U
		Housing:	Metal
		Colour:	Gray

FEATURES:

- Intelligent single-fader LED DMX controller with wireless DMX
- Internal battery for up to 12 hours of operation
- Suitable for 3 to 6 colour LEDs
- 12 fixed and 12 user colours
- 12 fixed and 12 user chases with up to 99 steps
- Manual, Auto-run, and Sound-controlled mode



ColorCue 2 Air
50708 Intelligent 6-fader, 6-colour, battery-powered LED Controller with wireless DMX

SHOWTEC

Specifications:		Pwr. Conn. In.:	Low Voltage DC plug
Ctrl. Mode:	Built-in Program / Manual / Sound / Static Dimmer	DMX Conn. out:	XLR 3P
DMX Channels:	36	Audio Triggers:	1
Protocols:	DMX	Length (mm):	385 mm
Faders:	7	Width (mm):	175 mm
Memories:	2020	Height (mm):	79 mm
Pwr. Supp.:	9-12 VDC	Weight:	1.9 kg
Pwr. Cons.:	15 W	R.U.:	4 U
		Housing:	Metal
		Colour:	Gray

FEATURES:

- Intelligent 6-fader LED DMX controller with wireless DMX
- Internal battery for up to 12 hours of operation
- Suitable for 3 to 6 colour LEDs
- 20 fixed and 20 user colours
- 20 fixed and 20 user chases with up to 99 steps
- Manual, Auto-run, and Sound-controlled mode



Booster IP 1-4

50796 3-pin DMX

50797 5-pin DMX

SHOWTEC

Specifications:		Length (mm):	245 mm
Pwr. Supp.:	220V-240 VAC 50 Hz	Width (mm):	125 mm
Pwr. Cons.:	5 W	Height (mm):	150 mm
Pwr. Conn. In.:	Power Pro True	Weight:	2.45 kg
DMX Conn.:	XLR 3P In/Out/ XLR 5P In/Out	Housing:	Aluminium
		Colour:	Black
		Ctrl. Mode:	DMX

FEATURES:

- DMX/RDM splitter for 4 outputs
- Especially designed for truss mounting
- Supports Remote Device Management (RDM) Protocol
- IP65-rated housing and Seetronic connectors
- Power Pro True in/out



NET-4/3 IP

50817 4-Channel Art-Net node, 3P XLR

NET-4/5 IP

50818 4-Channel Art-Net node, 5P XLR

SHOWTEC

Specifications:		Height (mm):	150 mm
Pwr. Supp.:	220V-240 VAC 50 Hz	Weight:	2.5 kg
Pwr. Cons.:	8 W	Housing:	Aluminium
Pwr. Conn. In.:	Power Pro True	Colour:	Black
DMX Conn.:	XLR 3P In/Out/ XLR 5P In/Out	Ctrl. Mode:	Art-Net / DMX / PC Software
		Protocols:	Art-Net / DMX / RDM / sACN
Data Conn. In:	RJ45	Display:	OLED
Length (mm):	245 mm	Universes:	4
Width (mm):	125 mm		

FEATURES:

- 4 Universes DMX input or output with RDM
- Especially designed for truss mounting
- Supports Art-Net and sACN protocols
- IP65-rated housing and Seetronic connectors
- Remote Setup Interface





Wi-Fi upgrade for BlackBox G6 Transceivers


52025 5 Ghz Wi-Fi access point and sACN/Art-Net

WIRELESS SOLUTIONS

Specifications:	Width (mm): 30 mm
	Weight: 5 kg
Carr. Freq.: 5 GHz	IP Rate: IP20 (indoor use only)
Length (mm): 100 mm	

FEATURES:

- 5 Ghz Wi-Fi access point
- Enables sACN & Art-Net
- Compatible with older models
- Including antenna assembly and mounting kit



TED Pack IP

50453 2-Channel Dimmer Pack, 3-Pin DMX/RDM


50454 2-Channel Dimmer Pack, 5-Pin DMX/RDM

SHOWTEC

Specifications:	Pwr. Conn. Out.:	Power Pro True
Ctrl. Mode:	DMX Conn. in:	XLR 3P/5P
	DMX Conn. out:	XLR 3P/5P
Protocols:	Length (mm):	245 mm
DMX Channels:	Width (mm):	125 mm
Pwr. Supp.:	Height (mm):	150 mm
Out./Ch. (A):	Weight:	2.43 kg
Pwr. Conn. In.:	Housing:	Aluminium
	Colour:	Black

FEATURES:

- Leading and trailing edge dimming
- Especially designed for truss mounting
- 4 Dimmer curves for incandescent and LED lights
- IP65-rated housing and Seetronic connectors
- Special Effects mode with safety channel



MicroBox G6 F-1 Transceiver

52010 W-DMX

WIRELESS SOLUTIONS

Specifications:	DMX Conn. out:	XLR 5P
	Length (mm):	40 mm
Carr. Freq.: 2,4 GHz	Width (mm):	100 mm
Batt. Type: AAA	Height (mm):	65 mm
DMX Channels: 512	Weight:	0.8 kg
Protocols: DMX / RDM	IP Rate:	IP20 (indoor use only)
Operational Modes: Transceiver / Receiver	Material:	ABS
Pwr. Supp.: 5 VDC	Housing:	ABS
Pwr. Conn. In.: Micro USB	Colour:	Black

FEATURES:

- W-DMX, CRMX upgrade optional
- Adaptive frequency hopping
- Mount in any location on set, scenery, or truss
- Works on 4x AAA batteries - up to 8 hours
- Supports the W-DMX[®] Configurator App



MicroBox G6 F-1 Receiver

52011 W-DMX



WIRELESS SOLUTIONS

Specifications:	DMX Conn. out:	XLR 5P
	Length (mm):	40 mm
Carr. Freq.: 2,4 GHz	Width (mm):	100 mm
Batt. Type: AAA	Height (mm):	65 mm
DMX Channels: 512	Weight:	0.8 kg
Protocols: DMX / RDM	IP Rate:	IP20 (indoor use only)
Operational Modes: Receiver	Material:	ABS
Pwr. Supp.: 5 VDC	Housing:	ABS
Pwr. Conn. In.: Micro USB	Colour:	Black

FEATURES:

- W-DMX, CRMX upgrade optional
- Adaptive frequency hopping
- Mount in any location on set, scenery, or truss
- Works on 4x AAA batteries - up to 8 hours
- Supports the W-DMX[®] Configurator App





Case for 4x Shark
D7065 Flight Case

Shark Spot Two
45030 90 W LED Spot Moving Head


SHOWTEC

Specifications:

Light Src. Type:	LED	Dichroic Colour Wheel 1:	7 + Open
Light Src. Quant.:	1	Gobo System:	Glass + Metal
Light Src. Pwr.:	90 W	Gobo Wheel Ind. & Rot.:	Yes
Lumen Total:	2923 lm	Gobo Wheel 1:	6 + Open
CRI:	81	Pan:	540 °
Focus:	Motorised	Tilt:	210 °
Ctrl. Mode:	Auto / Built-in Program / DMX / IR / Sound	Pwr. Supp.:	100-240 VAC 50-60 Hz
DMX Channels:	8 / 15	Pwr. Cons.:	130 W
Protocols:	DMX	Pwr. Conn. In.:	Power Pro Blue
Display:	OLED	Pwr. Conn. Out.:	Power Pro Grey
Dimmer:	0-100 %	DMX Conn.:	XLR 3P In/Out
Strobe:	0-25 Hz	Length (mm):	246 mm
Shutter:	Yes	Width (mm):	154 mm
Prism 1:	3-facet	Height (mm):	380 mm
Animation Wheel:	No	Weight:	6.2 kg
Framing Shutters:	No	IP Rate:	IP20 (indoor use only)
Colour System:	Colour Wheel	Housing:	Plastic
		Colour:	Black



- FEATURES:
- 90 W LED Spot Moving Head
 - 7 colours + white & 6 gobos + open
 - 3-facet prism & motorised focus
 - DMX, IR & Master/Slave control
 - Infrared remote included



Shark - The Meg - Hybrid One
45041 Compact 160 W Hybrid LED Moving Head

SHOWTEC

Specifications:

Light Src. Type:	LED	Dichroic Colour Wheel 1:	9 + Open
Light Src. Quant.:	1	Gobo System:	Glass + Metal
Light Src. Pwr.:	160 W	Gobo Wheel Ind. & Rot.:	Yes
Lumen Total:	3075 lm	Gobo Wheel 1:	7 + Open
CRI:	73	Gobo Wheel 2:	12 + Open
Zoom Type:	Motorised	Pan:	540 °
Frost:	Yes	Tilt:	270 °
Focus:	Motorised	Pwr. Supp.:	100-240 VAC 50-60 Hz
Ctrl. Mode:	Built-in Program / DMX	Pwr. Cons.:	200 W
DMX Channels:	14 / 16 / 18	Pwr. Conn. In.:	Power Pro Blue
Protocols:	DMX	Pwr. Conn. Out.:	Power Pro Grey
Display:	TFT	DMX Conn.:	XLR 3P In/Out
Dimmer:	0-100 %	Length (mm):	165 mm
Strobe:	0-20 Hz	Width (mm):	275 mm
Shutter:	Yes	Height (mm):	435 mm
Prism 1:	3-facet	Weight:	9.85 kg
		IP Rate:	IP20 (indoor use only)
		Housing:	Metal / PVC
		Colour:	Black



- FEATURES:
- 160 W hybrid LED moving head
 - 9 dichroic colours + open and 3-facet rotatable prism
 - 2 gobo wheels with 7 rotating and 12 fixed gobos + open
 - Motorised zoom from 3.8 to 15.8 degrees
 - Frost and motorised focus
 - DMX control and built-in programs





Case for 4x Shark
D7065 Flight Case

Shark Wash Zoom Two

45031 7 x 30 W RGBW

SHOWTEC

Specifications:

Light Src. Type:	LED	Strobe:	0-25 Hz
Light Src. Type Spot:	LED	Pan:	540 °
Light Src. Quant.:	7	Tilt:	210 °
Light Src. Pwr.:	30 W	Cont. Movement:	No
Lumen Total:	2065 lm	Pwr. Supp.:	100-240 VAC 50-60 Hz
Zoom:	Motorised	Pwr. Cons.:	220 W
Zoom Min.:	6 °	Pwr. Conn. In.:	Power Pro Blue
Zoom Max.:	38 °	Pwr. Conn. Out.:	Power Pro Grey
Ctrl. Mode:	Built-in Program / DMX / Master Slave / Remote / Sound	DMX Conn.:	XLR 3P In/Out
DMX Ch.:	8 / 15	Length (mm):	246 mm
Protocols:	DMX	Width (mm):	154 mm
Display:	OLED	Height (mm):	355 mm
Dimmer:	0-100 %	Weight:	5.55 kg
		IP Rate:	IP20 (indoor use only)
		Housing:	Plastic
		Colour:	Black



- FEATURES:**
- 7 x 30 W RGBW LED Wash Moving Head
 - 6° - 38° motorised zoom
 - Dimmer & strobe functions
 - DMX, IR & Master/Slave control
 - Infrared remote included



Phantom 180 Wash

40031 180 W RGBW LED Wash Moving Head - black

40032 180 W RGBW LED Wash Moving Head - white

SHOWTEC

Specifications:

Light Src. Type:	LED	Pan:	540 °
Light Src. Quant.:	12	Tilt:	270 °
Light Src. Pwr.:	15 W	Cont. Movement:	No
Lumen Total:	3920 lm	Pwr. Supp.:	100-240 VAC 50-60 Hz
CRI:	75	Pwr. Cons.:	220 W
CCT:	7200 K	Pwr. Conn. In.:	Power Pro Blue
Zoom:	Motorised	Pwr. Conn. Out.:	Power Pro Grey
Ctrl. Mode:	Auto / DMX / Manual / Master Slave / Sound	DMX Conn.:	XLR 3P In/Out
DMX Ch.:	14 / 29	Length (mm):	290 mm
Protocols:	DMX	Width (mm):	205 mm
Display:	OLED	Height (mm):	366 mm
Dimmer:	0-100 %	Weight:	8.5 kg
Strobe:	0-20 Hz	IP Rate:	IP20 (indoor use only)
		Housing:	Metal / Plastic
		Colour:	Black/White

- FEATURES:**
- Powerful 12x 15 W RGBW LED Wash Moving Head
 - Four separate controllable sections
 - Wide DMX controllable zoom range
 - 16-bit pan & tilt for fast and precise movements
 - Quick-Lock brackets



Case for 4x Phantom 100/180
D7062 Flight Case



Polar Wash 740

40106 IP65 7 x 40 W RGBL LED Wash Moving Head

SHOWTEC


Specifications:

Light Src. Type:	LED	Zone Control (sections):	2 sections
Light Src. Quant.:	7	Dimmer:	0-100 %
Light Src. Pwr.:	40 W	Strobe:	0-20 Hz
Refresh Rate (min):	1200 Hz	Pan:	540 °
Refresh Rate (max):	25 kHz	Tilt:	220 °
Lumen Total:	4060 lm	Pwr. Supp.:	100-240 VAC 50-60 Hz
CRI:	95	Pwr. Cons.:	320 W
Zoom Type:	Motorised	Pwr. Conn. In.:	Power Pro True
Zoom Minimum:	3.5 °	Pwr. Conn. Out.:	Power Pro True
Zoom Maximum:	44 °	DMX Conn.:	XLR 5P In/Out
Ctrl. Mode:	DMX	Length (mm):	290 mm
DMX Channels:	18 / 20 / 21 / 24 / 27	Width (mm):	227 mm
Protocols:	DMX / RDM	Height (mm):	369 mm
Wireless:	Optional	Weight:	9.8 kg
Display:	OLED	IP Rate:	IP65
		Housing:	Aluminium die-cast
		Colour:	Black

FEATURES:

- 7 x 40 W RGBL LED Wash Moving Head
- CRI of > 95
- Motorised zoom (3.5° - 44°)
- RGB LED FX Ring
- Silent, compact and lightweight (< 10 kg)





Case for 4x Shark
D7065 Flight Case

Shark Beam One
45032 Compact 90 W LED Beam Moving Head

SHOWTEC			
Specifications:			
Light Src. Type:	LED	Prism 1:	8-facet
Light Src. Quant.:	1	Prism Overlay:	No
Light Src. Pwr.:	90 W	Framing Shutters:	No
LED Colour Type:	White	Colour System:	Colour Wheel
Lumen Total:	1743 lm	Dichroic Colour Wheel 1:	13 + Open
Beam Angle:	3 °	Gobo System:	Metal
CRI:	75	Gobo Wheel 1:	11 + Open
CCT:	9800 K	Pan:	540 °
Frost:	Yes	Tilt:	210 °
Focus:	Motorised	Pwr. Supp.:	100-240 VAC 50-60 Hz
Iris:	No	Pwr. Cons.:	120 W
Ctrl. Mode:	Auto / DMX / IR / Master Slave / Sound	Pwr. Conn. In.:	Power Pro Blue
DMX Channels:	8 / 15	Pwr. Conn. Out.:	Power Pro Grey
Protocols:	DMX	DMX Conn.:	XLR 3P In/Out
Display:	OLED	Length (mm):	246 mm
Dimmer:	0-100 %	Width (mm):	154 mm
Strobe:	0-25 Hz	Height (mm):	385 mm
Shutter:	Yes	Weight:	6.5 kg
		IP Rate:	IP20 (indoor use only)
		Housing:	Plastic
		Colour:	Black



- FEATURES:**
- 90 W LED Beam Moving Head
 - 13 colours + open & 11 gobos + open
 - 8-facet rotating prism & motorised focus
 - DMX, IR & Master/Slave control
 - Frost & Flower effect




Shark - The Meg - Beam One
45040 Compact 100 W LED Beam Moving Head with LED Ring

SHOWTEC			
Specifications:			
Light Src. Type:	LED	Prism Overlay:	No
Light Src. Quant.:	1	Colour System:	Colour Wheel
Light Src. Pwr.:	100 W	Dichroic Colour Wheel 1:	11 + Open
LED Colour Type:	CW	Gobo System:	Metal
Lumen Total:	6056 lm	Gobo Wheel 1:	14 + Open
Beam Angle:	1.6 °	Pan:	540 °
CRI:	76	Tilt:	270 °
Frost:	Yes	Pwr. Supp.:	100-240 VAC 50-60 Hz
Focus:	Motorised	Pwr. Cons.:	175 W
Ctrl. Mode:	Built-in Program / DMX / Master Slave	Pwr. Conn. In.:	Power Pro Blue
DMX Channels:	15 / 22 / 30	Pwr. Conn. Out.:	Power Pro Grey
Protocols:	DMX	DMX Conn.:	XLR 3P In/Out
Display:	TFT	Length (mm):	165 mm
Dimmer:	0-100 %	Width (mm):	275 mm
Strobe:	0-20 Hz	Height (mm):	430 mm
Prism 1:	16-facet	Weight:	10.85 kg
Prism 2:	24-facet	IP Rate:	IP20 (indoor use only)
		Housing:	Metal / PVC
		Colour:	Black



- FEATURES:**
- 100 W LED beam moving head with controllable LED ring
 - 11 colours + open and rainbow effect
 - 14 gobos with gobo shake
 - Two rotating prisms, 16- and 24-facet
 - Frost and motorised focus
 - DMX or Master/Slave control, built-in programs





ACT Fresnel 150 RGBAL


34013 Compact 150 W RGBAL Theatre LED Fresnel

SHOWTEC

Specifications:		DMX Channels:	5 / 8 / 12
Light Src. Type:	LED	Protocols:	DMX
Light Src. Quant.:	1	Pwr. Supp.:	100-240 VAC 50-60 Hz
Light Src. Pwr.:	280 W	Pwr. Cons.:	176 W
LED Colour Type:	RGBAL	Pwr. Conn. In.:	Power Pro Blue
Light Source System:	COB	Pwr. Conn. Out.:	Power Pro Grey
Lumen Total:	2355 lm	DMX Conn.:	XLR 3P In/Out
CRI:	93	Length (mm):	362 mm
CCT Minimum:	2700 K	Width (mm):	220 mm
CCT Maximum:	10000 K	Height (mm):	343 mm
Zoom Type:	Manual	Weight:	5.9 kg
Zoom Minimum:	14 °	IP Rate:	IP20 (indoor use only)
Zoom Maximum:	36 °	Material:	Aluminium
Ctrl. Mode:	DMX / Manual	Housing:	Aluminium
		Colour:	Black

FEATURES:

- 280 W RGBAL LED with high CRI for precise colour rendering
- Suitable for theatrical applications, museums, and exhibitions
- Manual zoom, colour, and dimmer control
- RDM, DMX, and manual control
- Barndoor and filter frame included



Performer Profile Zoom 150 Q6

33059 150 W RGBACL Theatre LED

SHOWTEC

Specifications:		Ctrl. Mode:	DMX / Manual
Light Src. Type:	LED	DMX Channels:	3 / 7 / 8 / 10 / 13 / 20
Light Src. Quant.:	1	Protocols:	DMX / RDM
Light Src. Pwr.:	150 W	Pwr. Supp.:	100-240 VAC 50-60 Hz
LED Colour Type:	RGBACL	Pwr. Cons.:	170 W
Refresh Rate (min):	1200 Hz	Pwr. Conn. In.:	Power Pro True
Refresh Rate (max):	25 kHz	DMX Conn.:	XLR 5P In/Out
Lumen Total:	2624 lm	Length (mm):	568 mm
CRI:	95	Width (mm):	224 mm
CCT Minimum:	1800 K	Height (mm):	191 mm
CCT Maximum:	10000 K	Weight:	6.1 kg
Zoom Type:	Manual	IP Rate:	IP20 (indoor use only)
Zoom Minimum:	25 °	Housing:	ABS / Aluminium / Steel
Zoom Maximum:	50 °	Colour:	Black

FEATURES:

- 150 W RGBACL LED
- Manual zoom from 25° to 50°
- High CRI of 95
- Integrated framing shutter system
- DMX, RDM, compatible with dimmer packs
- 16-bit dimming



Cameleon Flood 6 Q6 Tour

42683 6 x 10 W RGBWA-UV LED Flood - Power Pro True

SHOWTEC

Specifications:		Protocols:	DMX / RDM
Light Src. Type:	LED	Pwr. Supp.:	100-240 VAC 50-60 Hz
Light Src. Quant.:	6	Pwr. Cons.:	45 W
Light Src. Pwr.:	10 W	Pwr. Conn. In.:	Power Pro True
LED Colour Type:	RGBWAUV	Pwr. Conn. Out.:	Power Pro True
Refresh Rate:	3000 Hz	DMX Conn.:	XLR 3P In/Out
Lumen Total:	1650 lm	Length (mm):	220 mm
Beam ° Horz.:	40 °	Width (mm):	115 mm
Beam Angle Vertical:	40 °	Height (mm):	140 mm
Ctrl. Mode:	Auto / DMX / Manual / Master Slave / Remote	Weight:	2.65 kg
		IP Rate:	IP65
DMX Channels:	6 / 8 / 12	Housing:	Aluminium die-cast
		Colour:	Black

FEATURES:

- 6 x 10 W RGBWA-UV LED Flood
- Perfect for colour mixing on stage
- IP65 (dust and water resistant, fit for temporary outdoor use)
- 40° fixed beam angle
- Power Pro True connectors



Cameleon Flood 15 Q6 Tour

42684 15 x 10 W RGBWA-UV LED Flood - Power Pro True

SHOWTEC

Specifications:		Protocols:	DMX / RDM
Light Src. Type:	LED	Pwr. Supp.:	100-240 VAC 50-60 Hz
Light Src. Quant.:	15	Pwr. Cons.:	90 W
Light Src. Pwr.:	10 W	Pwr. Conn. In.:	Power Pro True
LED Colour Type:	RGBWAUV	Pwr. Conn. Out.:	Power Pro True
Refresh Rate:	3000 Hz	DMX Conn.:	XLR 3P In/Out
Lumen Total:	3700 lm	Length (mm):	330 mm
Beam ° Horz.:	40 °	Width (mm):	170 mm
Beam Angle Vertical:	40 °	Height (mm):	210 mm
Ctrl. Mode:	Auto / DMX / Manual / Master Slave / Remote	Weight:	5.2 kg
		IP Rate:	IP65
DMX Channels:	6 / 8 / 12	Housing:	Aluminium die-cast
		Colour:	Black

FEATURES:

- 15 x 10 W RGBWA-UV LED Flood
- Perfect for colour mixing on stage
- IP65 (dust and water resistant, fit for temporary outdoor use)
- 40° fixed beam angle
- Power Pro True connectors





lumenradio

Helix S5000 Q4

43724 40 x 10 W RGBW Outdoor LED Washer

SHOWTEC

Specifications:		Wireless:	LumenRadio
Light Src. Type:	LED	Pwr. Supp.:	100-240 VAC 50-60 Hz
Light Src. Quant.:	40	Pwr. Cons.:	415 W
Light Src. Pwr.:	10 W	Pwr. Conn. In.:	powerCON TRUE1 TOP
LED Colour Type:	RGBW	Pwr. Conn. Out.:	powerCON TRUE1 TOP
Refresh Rate:	3000 Hz	DMX Conn.:	Dedicated 5P IP65 In/Out
Lumen Total:	14560 lm	Cable Length:	1.5 m
Beam ° Horz.:	10°	Length (mm):	530 mm
Beam Angle Vertical:	10°	Width (mm):	125 mm
Ctrl. Mode:	Auto / Built-in Program / DMX / Master Slave	Height (mm):	330 mm
DMX Channels:	4 / 6 / 8 / 20 / 24	Weight:	11.5 kg
Protocols:	DMX / RDM	IP Rate:	IP65
		Housing:	Aluminium die-cast
		Colour:	Black

FEATURES:

- 40 x 10 W RGBW LED Washer
- IP65 rated, suitable for outdoor applications
- 10° beam angle
- Optional beam shapers for widening beam angle
- 5-section control
- 180° flippable
- CRMX and W-DMX (wireless)



lumenradio

Helix M1100 Q4 Mobile

43749 8 x 10 W RGBW LED Wash

SHOWTEC

Specifications:		Protocols:	DMX / RDM
Light Src. Type:	LED	Wireless:	LumenRadio
Light Src. Quant.:	8	Pwr. Supp.:	100-240 VAC 50-60 Hz
Light Src. Pwr.:	10 W	Pwr. Cons.:	75 W
LED Colour Type:	RGBW	Pwr. Conn. In.:	Power Pro True
Refresh Rate:	1200 Hz	Pwr. Conn. Out.:	Power Pro True
Lumen Total:	8800 lm	DMX Conn.:	XLR 5P In/Out
Beam ° Horz.:	10°	Cable Length:	1.5 m
Beam Angle Vertical:	10°	Length (mm):	367 mm
Batt. Type:	Lithium ion	Width (mm):	126 mm
Runtime @Full:	8 h	Height (mm):	307 mm
Ctrl. Mode:	Auto / Built-in Program / DMX / Manual / Master Slave	Weight:	7.9 kg
DMX Channels:	4 / 6 / 10	IP Rate:	IP65
		Housing:	Aluminium
		Colour:	Black

FEATURES:

- Mobile 8 x 10 W RGBW LED Wash for temporary outdoor use (IP65)
- Operation up to 15 hours without charging
- 10° beam angle, optional beam shapers available
- Emergency backup mode and delayed output
- Tilt angle 180° adjustable
- CRMX, DMX, Master/Slave, Manual, and Auto mode



Cameleon Spot 7Q6 Tour

42665 7 x 12 W RGBWA-UV LED Spot - Power Pro True

SHOWTEC

Specifications:		Pwr. Cons.:	65 W
Light Src. Type:	LED	Pwr. Conn. In.:	Power Pro True
Light Src. Quant.:	7	Pwr. Conn. Out.:	Power Pro True
Light Src. Pwr.:	12 W	DMX Conn.:	XLR 3P In/Out
LED Colour Type:	RGBWAUV	Length (mm):	225 mm
Refresh Rate:	3000 Hz	Width (mm):	160 mm
Lumen Total:	1700 lm	Height (mm):	242 mm
Ctrl. Mode:	Auto / DMX / Manual / Master Slave / Remote	Weight:	3.3 kg
DMX Channels:	6 / 8 / 12	IP Rate:	IP65
Protocols:	DMX	Housing:	Aluminium die-cast
Pwr. Supp.:	100-240 VAC 50-60 Hz	Colour:	Black
		Cooling:	Convection

FEATURES:

- 7 x 12 W RGBWA-UV LED Spot
- IP65 (dust and water resistant, fit for outdoor use)
- 15° fixed beam angle
- Dimmer and strobe function
- Manual, DMX, IR and Master/Slave control
- Power Pro True connectors



Beam Shaper for Cameleon Spot 7Q6

42645 40°

Cameleon Spot 12Q6 Tour

42666 12 x 12 W RGBWA-UV LED Spot - Power Pro True

SHOWTEC

Specifications:		Pwr. Cons.:	110 W
Light Src. Type:	LED	Pwr. Conn. In.:	Power Pro True
Light Src. Quant.:	12	Pwr. Conn. Out.:	Power Pro True
Light Src. Pwr.:	12 W	DMX Conn.:	XLR 3P In/Out
LED Colour Type:	RGBWAUV	Length (mm):	252 mm
Refresh Rate:	3000 Hz	Width (mm):	184 mm
Lumen Total:	3000 lm	Height (mm):	264 mm
Ctrl. Mode:	Auto / DMX / Manual / Master Slave / Remote	Weight:	4.3 kg
DMX Channels:	6 / 8 / 12	IP Rate:	IP65
Protocols:	DMX / RDM	Housing:	Aluminium die-cast
Pwr. Supp.:	100-240 VAC 50-60 Hz	Colour:	Black
		Cooling:	Convection

FEATURES:

- 12 x 12 W RGBWA-UV LED Spot
- IP65 (dust and water resistant, fit for outdoor use)
- 15° fixed beam angle
- Dimmer and strobe function
- Manual, DMX, IR and Master/Slave control
- Power Pro True connectors



Beam Shaper for Cameleon Spot 12Q6

42646 40°

Cameleon Spot 18Q6 Tour

42667 18 x 12 W RGBWA-UV LED Spot - Power Pro True

SHOWTEC

Specifications:		Pwr. Cons.:	160 W
Light Src. Type:	LED	Pwr. Conn. In.:	Power Pro True
Light Src. Quant.:	18	Pwr. Conn. Out.:	Power Pro True
Light Src. Pwr.:	12 W	DMX Conn.:	XLR 3P In/Out
LED Colour Type:	RGBWAUV	Length (mm):	289 mm
Lumen Total:	4400 lm	Width (mm):	225 mm
Ctrl. Mode:	Auto / DMX / Manual / Master Slave / Remote	Height (mm):	284 mm
DMX Channels:	6 / 8 / 12	Weight:	5.9 kg
Protocols:	DMX / RDM	IP Rate:	IP65
Pwr. Supp.:	100-240 VAC 50-60 Hz	Housing:	Aluminium die-cast
		Colour:	Black
		Cooling:	Convection

FEATURES:

- 18 x 12 W RGBWA-UV LED Spot
- IP65 (dust and water resistant, fit for outdoor use)
- 15° fixed beam angle
- Dimmer and strobe function
- Manual, DMX, IR and Master/Slave control
- Power Pro True connectors



Beam Shaper for Cameleon Spot 18Q6

42647 40°



Raccoon P14/4

200500 Professional RGBM Par

INFINITY

Specifications:

Light Src. Type: LED
Light Src. Quant.: 14
Light Src. Pwr.: 15 W
LED Colour Type: RGBM
Refresh Rate (min): 640 Hz
Refresh Rate (max): 25 kHz
Lumen Total: 8000 lm
Ctrl. Mode: DMX / Manual / Static Dimmer
DMX Channels: 1 / 3 / 8 / 10 / 12
Protocols: DMX / RDM

Pwr. Supp.: 100-240 VAC 50-60 Hz
Pwr. Cons.: 165 W
Pwr. Conn. In.: Power Pro True
Pwr. Conn. Out.: Power Pro True
DMX Conn.: XLR 5P In/Out
Length (mm): 195 mm
Width (mm): 260 mm
Height (mm): 300 mm
Weight: 5.5 kg
IP Rate: IP65
Housing: Aluminium die-cast
Colour: Black
Cooling: Convection

FEATURES:

- High-brightness (8000 lm) and high-quality (CRI >87) modes
- Accurate and stable colours due to software calibration
- Advanced XY, RGB, CMY, and HSI colour mixing technology and pre-set gel colours
- Ultra-smooth dimming with five dimmer curves, including tungsten
- Advanced DMX, RDM, and Manual control
- IP65 rated
- Engineered in Europe



Cameleon Bar 15 Q6 Tour

42668 15 x 10 W RGBWA-UV LED Bar - Power Pro True

SHOWTEC

Specifications:

Light Src. Type: LED
Light Src. Quant.: 15
Light Src. Pwr.: 10 W
LED Colour Type: RGBWAUV
Refresh Rate: 4000 Hz
Lumen Total: 3850 lm
Beam ° Horz.: 33 °
Beam Angle Vertical: 22 °
Ctrl. Mode: Auto / DMX / Manual / Master Slave / Remote
DMX Channels: 6 / 8 / 12
Protocols: DMX / RDM

Pwr. Supp.: 100-240 VAC 50-60 Hz
Pwr. Cons.: 135 W
Pwr. Conn. In.: Power Pro True
Pwr. Conn. Out.: Power Pro True
DMX Conn.: XLR 3P In/Out
Length (mm): 1.025 m
Width (mm): 80 mm
Height (mm): 155 mm
Weight: 7.2 kg
IP Rate: IP65
Housing: Aluminium die-cast
Colour: Black
Cooling: Convection



FEATURES:

- 15 x 10 W RGBWA-UV LED Flood
- Perfect for colour mixing on stage
- IP65 (dust and water resistant, fit for temporary outdoor use)
- 33° x 22° fixed beam angle
- Power Pro True connectors



Accessory Holder for Raccoon Series INFINITY

200560 Accessory Holder



Top Hat for Raccoon Series INFINITY

200561 Black - steel Top Hat



Diffuser for Raccoon Series INFINITY

- 200564** 15°
- 200565** 20°
- 200567** 90°
- 200568** 15°x 60°



Cameleon PixelBar 15 Q6 Tour

42669 15 x 10 W RGBWA-UV LED Pixel Bar - Power Pro True

SHOWTEC

Specifications:

Light Src. Type: LED
Light Src. Quant.: 15
Light Src. Pwr.: 10 W
LED Colour Type: RGBWAUV
Refresh Rate: 4200 Hz
Lumen Total: 3600 lm
Beam ° Horz.: 33 °
Beam Angle Vertical: 22 °
Ctrl. Mode: Auto / DMX / Manual / Master Slave / Remote
DMX Channels: 6 / 8 / 12 / 90 / 96
Protocols: DMX / RDM

Pwr. Supp.: 100-240 VAC 50-60 Hz
Pwr. Cons.: 136 W
Pwr. Conn. In.: Power Pro True
Pwr. Conn. Out.: Power Pro True
DMX Conn.: XLR 3P In/Out
Length (mm): 995 mm
Width (mm): 80 mm
Height (mm): 190 mm
Weight: 7.7 kg
IP Rate: IP65
Housing: Aluminium die-cast
Colour: Black
Cooling: Convection



FEATURES:

- 15 individually controllable 10 W RGBWA-UV LEDs
- Perfect for colour mixing on stage
- IP65 (dust and water resistant, fit for temporary outdoor use)
- 33° x 22° fixed beam angle
- Power Pro True connectors





EventLITE 4/10 Q6

44067 Incl. Wireless DMX, black

SHOWTEC

Specifications:

Light Src. Type: LED
Light Src. Quant.: 4
Light Src. Pwr.: 40 W
LED Colour Type: RGBWAUV
Refresh Rate: 25000 Hz
Lumen Total: 1050 lm
Beam Angle Circular: 15 °
Runtime @Full: 4 h
Charging Time: 10 h
Ctrl. Mode: DMX / Manual / Master
Slave / RF / Stand Alone
DMX Channels: 6 / 8 / 11

Protocols:

Wireless: Wireless DMX
Pwr. Supp.: 100-240 VAC 50-60 Hz
Pwr. Cons.: 45 W
Pwr. Conn. In.: IEC
DMX Conn.: XLR 3P In/Out
Length (mm): 140 mm
Width (mm): 140 mm
Height (mm): 205 mm
Weight: 3.2 kg
IP Rate: IP20 Rear / IP54
Housing: Metal
Colour: Black

FEATURES:

- Long battery life (up to 5 hours at full output)
- RGBWAUV 6-in-1 LEDs
- Wireless DMX
- Eco mode for extended battery life
- Controllable by optional IR-remote



EventLITE 4/10 Q6 Set

44068 Flight Case incl. 6 x EventLITE 4/10 Q6

SHOWTEC

Specifications:

Light Src. Type: LED
Light Src. Quant.: 4
Light Src. Pwr.: 40 W
LED Colour Type: RGBWAUV
Refresh Rate: 25000 Hz
Lumen Total: 1050 lm
Beam Angle Circular: 15 °
Runtime @Full: 4 h
Charging Time: 10 h
Ctrl. Mode: DMX / Manual / Master
Slave / Remote / Stand
Alone

DMX Channels:

6 / 8 / 11
Protocols: DMX
Wireless: Wireless DMX
Pwr. Supp.: 100-240 VAC 50-60 Hz
Pwr. Cons.: 160 W
Pwr. Conn. In.: Power Pro Blue
Length (mm): 595 mm
Width (mm): 440 mm
Height (mm): 482 mm
Weight: 40.5 kg
Aluminium / Flightcase /
Metal
Colour: Black

FEATURES:

- Flight Case + 1 x IR Remote + 6 x EventLITE
- Pre-wired for charging the fixtures inside the case
- Stacking recesses on top
- Including power cord



Stage Blinder FLEX Blaze

30785 Set of 8 x 100 W LED blinders + controller

SHOWTEC

Specifications:

Light Src. Type: LED
Light Src. Quant.: 8
Light Src. Pwr.: 100 W
LED Colour Type: A / WW / RGB
Lumen Total: 5229 lm
Ctrl. Mode: Built-in Program / DMX /
Master Slave / Stand Alone
/ Static Dimmer
DMX Channels: 4 / 6 / 8 / 10 / 13 / 18 / 21
/ 34
Protocols: DMX / RDM
Zone Control (sections): 8 sections
Pwr. Supp.: 100-240 VAC 50-60 Hz
Pwr. Cons.: 700 W

Pwr. Conn. In.:

Power Pro True
Pwr. Conn. Out.: Power Pro True
DMX Conn.: XLR 5P In/Out
Length (mm): 216 mm
Width (mm): 115 mm
Height (mm): 195 mm
Length Controller: 372 mm
Width Controller: 171 mm
Height Controller: 103 mm
Weight: 1.47 kg
Weight Controller: 3.65 kg
IP Rate: IP65
Material: Aluminium / Metal
Housing: Aluminium die-cast
Colour: Black

FEATURES:

- 8 x 100 W LED blinders
- Tungsten and RGB blaze effects
- Dedicated controller
- Warm white (3000 K) and CRI >92
- Aluminium, IP65-rated enclosures





Aviano Tour 10W CCT


31400 LED Floodlight with selectable colour temperature

SHOWTEC

Specifications:		Pwr. Cons.:	10 W
Light Src. Type:	LED	Pwr. Conn. In.:	Schuko Plug
Light Src. Quant.:	24	Pwr. Conn. Out.:	Schuko Socket
Light Src. Pwr.:	0.4 W	Length (mm):	145 mm
LED Colour Type:	WW / CW / NW	Width (mm):	48 mm
Lumen Total:	900 lm	Height (mm):	133 mm
CCT Minimum:	3000 K	Weight:	1.1 kg
CCT Maximum:	6000 K	IP Rate:	IP65
Beam Angle Circular:	120 °	Housing:	Aluminium die-cast
Pwr. Supp.:	220V-240 VAC 50 Hz	Colour:	Black

FEATURES:

- 24 x 0.4 W LEDs
- Selectable colour temperature (3000K, 4200K or 6000K)
- Housing IP65, cable IP54
- Cable with additional power socket
- Strong mounting bracket



Aviano Tour 50W CCT


31403 LED Floodlight with selectable colour temperature

SHOWTEC

Specifications:		Pwr. Cons.:	50 W
Light Src. Type:	LED	Pwr. Conn. In.:	Schuko Plug
Light Src. Quant.:	96	Pwr. Conn. Out.:	Schuko Socket
Light Src. Pwr.:	0.4 W	Length (mm):	252 mm
LED Colour Type:	WW / CW / NW	Width (mm):	47 mm
Lumen Total:	4500 lm	Height (mm):	213 mm
CCT Minimum:	3000 K	Weight:	1.84 kg
CCT Maximum:	6000 K	IP Rate:	IP65
Beam Angle Circular:	120 °	Housing:	Aluminium die-cast
Pwr. Supp.:	220V-240 VAC 50 Hz	Colour:	Black

FEATURES:

- 96 x 0.4 W LEDs
- Selectable colour temperature (3000K, 4200K or 6000K)
- Housing IP65, cable IP54
- Cable with additional power socket
- Strong mounting bracket



Aviano Tour 20W CCT

31401 LED Floodlight with selectable colour temperature

SHOWTEC

Specifications:		Pwr. Cons.:	20 W
Light Src. Type:	LED	Pwr. Conn. In.:	Schuko Plug
Light Src. Quant.:	48	Pwr. Conn. Out.:	Schuko Socket
Light Src. Pwr.:	0.4 W	Length (mm):	179 mm
LED Colour Type:	WW / CW / NW	Width (mm):	47 mm
Lumen Total:	1800 lm	Height (mm):	164 mm
CCT Minimum:	3000 K	Weight:	1.24 kg
CCT Maximum:	6000 K	IP Rate:	IP65
Beam Angle Circular:	120 °	Housing:	Aluminium die-cast
Pwr. Supp.:	220V-240 VAC 50 Hz	Colour:	Black

FEATURES:

- 48 x 0.4 W LEDs
- Selectable colour temperature (3000K, 4200K or 6000K)
- Housing IP65, cable IP54
- Cable with additional power socket
- Strong mounting bracket



Aviano Tour 30W CCT

31402 LED Floodlight with selectable colour temperature

SHOWTEC

Specifications:		Pwr. Cons.:	30 W
Light Src. Type:	LED	Pwr. Conn. In.:	Schuko Plug
Light Src. Quant.:	72	Pwr. Conn. Out.:	Schuko Socket
Light Src. Pwr.:	0.4 W	Length (mm):	221 mm
LED Colour Type:	WW / CW / NW	Width (mm):	47 mm
Lumen Total:	2700 lm	Height (mm):	190 mm
CCT Minimum:	3000 K	Weight:	1 kg
CCT Maximum:	6000 K	IP Rate:	IP65
Beam Angle Circular:	120 °	Housing:	Aluminium die-cast
Pwr. Supp.:	220V-240 VAC 50 Hz	Colour:	Black

FEATURES:

- 72 x 0.4 W LEDs
- Selectable colour temperature (3000K, 4200K or 6000K)
- Housing IP65, cable IP54
- Cable with additional power socket
- Strong mounting bracket





Cedda 100W LED Floodlight


31410 100 W Bright White LED Floodlight

SHOWTEC

Specifications:		Pwr. Cons.:	100 W
Light Src. Type:	LED	Pwr. Conn. In.:	Schuko Plug
Light Src. Quant.:	244	Pwr. Conn. Out.:	Schuko Socket
Light Src. Pwr.:	0.4 W	Length (mm):	350 mm
LED Colour Type:	NW	Width (mm):	280 mm
Lumen Total:	12000 lm	Height (mm):	54 mm
CCT:	4200 K	Weight:	3.4 kg
Beam Angle Circular:	90 °	IP Rate:	IP54
Pwr. Supp.:	100-240 VAC 50-60 Hz	Housing:	Aluminium die-cast
		Colour:	Black

FEATURES:

- 244 x 0.4 W LEDs
- 12,000 lumens at 4200 K
- Housing IP65, cable IP54
- Cable with additional power socket
- Strong mounting bracket



Cedda 200W LED Floodlight

31412 200 W Bright White LED Floodlight

SHOWTEC

Specifications:		Pwr. Cons.:	200 W
Light Src. Type:	LED	Pwr. Conn. In.:	Schuko Plug
Light Src. Quant.:	320	Pwr. Conn. Out.:	Schuko Socket
Light Src. Pwr.:	0.4 W	Length (mm):	495 mm
LED Colour Type:	NW	Width (mm):	365 mm
Lumen Total:	24000 lm	Height (mm):	60 mm
CCT:	4200 K	Weight:	6.2 kg
Beam Angle Circular:	90 °	IP Rate:	IP54
Pwr. Supp.:	100-240 VAC 50-60 Hz	Housing:	Aluminium die-cast
		Colour:	Black

FEATURES:

- 320 x 0.4 W LEDs
- 24,000 lumens at 4200 K
- Housing IP65, cable IP54
- Cable with additional power socket
- Strong mounting bracket



Cedda 150W LED Floodlight

31411 150 W Bright White LED Floodlight

SHOWTEC

Specifications:		Pwr. Cons.:	150 W
Light Src. Type:	LED	Pwr. Conn. In.:	Schuko Plug
Light Src. Quant.:	256	Pwr. Conn. Out.:	Schuko Socket
Light Src. Pwr.:	0.4 W	Length (mm):	435 mm
LED Colour Type:	NW	Width (mm):	320 mm
Lumen Total:	20000 lm	Height (mm):	60 mm
CCT:	4200 K	Weight:	4.9 kg
Beam Angle Circular:	90 °	IP Rate:	IP54
Pwr. Supp.:	100-240 VAC 50-60 Hz	Housing:	Aluminium die-cast
		Colour:	Black

FEATURES:

- 256 x 0.4 W LEDs
- 20,000 lumens at 4200 K
- Housing IP65, cable IP54
- Cable with additional power socket
- Strong mounting bracket



ACT Image Spot 50 CW

34060 Compact 50 W Cold White Projection Spot

SHOWTEC

Specifications:		Pwr. Conn. In.:	Power Pro Blue
Light Src. Type:	LED	Pwr. Conn. Out.:	Power Pro Grey
Light Src. Quant.:	1	DMX Conn.:	XLR 3P In/Out
Light Src. Pwr.:	50 W	Height (mm):	145 mm
LED Colour Type:	White	Width (mm):	165 mm
Ctrl. Mode:	DMX / IR / Manual	Depth (mm):	425.2 mm
DMX Ch.:	2 / 3	Weight:	2.8 kg
Protocols:	DMX	IP Rate:	IP20 (indoor use only)
Pwr. Supp.:	100-240 VAC 50-60 Hz	Housing:	Aluminium / Aluminium die-cast
Pwr. Cons.:	55 W	Colour:	Black

FEATURES:

- 50 W Cold White LED gobo projector
- Suitable for commercial applications
- 6000 K CCT
- DMX, IR remote (optional), and manual control
- 4 Dimmer curves
- 16°-28° Zoom range





LED Rubber Static String Light WW

- 41770** Black - 100 LEDs - 10 m
- 41771** Black - 200 LEDs - 20 m
- 41780** White - 100 LEDs - 10 m
- 41781** White - 200 LEDs - 20 m

SHOWTEC

Specifications:		Pwr. Conn. Out.:	Dedicated IP65 Powerconnection
Light Src. Type:	LED	Cable Length:	1.5 m
Light Src. Quant.:	100	Length String:	10000 mm/20000 mm
Light Src. Quant. /m:	10	Weight:	1 kg/1.8 kg
LED Colour Type:	WW	IP Rate:	IP65
Pwr. Supp.:	220V-240 VAC 50 Hz	Material:	Rubber
Pwr. Cons.:	6 W/12 W	Colour:	Black/White
Pwr. Conn. In.:	Dedicated IP65 Powerconnection	Lamp Spacing:	100 mm

FEATURES:

- Warm white LED string light
- IP65 rating
- Daisy chain up to 20/10 strings



LED Rubber FX Light WW

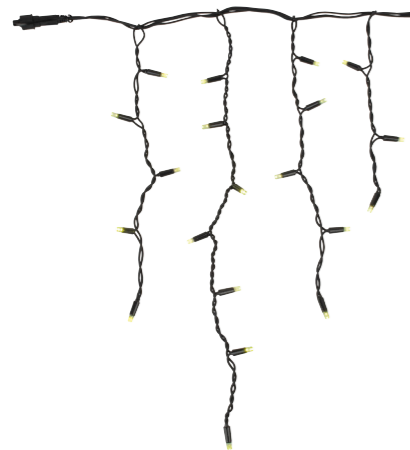
- 41790** Black - 100 LEDs - 10 m
- 41791** Black - 200 LEDs - 20 m
- 41800** White - 100 LEDs - 10 m
- 41801** White - 200 LEDs - 20 m

SHOWTEC

Specifications:		Pwr. Conn. Out.:	Dedicated IP65 P owerconnection
Light Src. Type:	LED	Length String:	10000 mm/20000 mm
Light Src. Quant.:	100/200	Weight:	1 kg/1.8 kg
Light Src. Quant. /m:	10	IP Rate:	IP65
LED Colour Type:	WW / CW	Material:	Rubber
Pwr. Supp.:	220V-240 VAC 50 Hz	Colour:	Black/White
Pwr. Cons.:	6 W/12 W	Lamp Spacing:	100 mm
Pwr. Conn. In.:	Dedicated IP65 Powerconnection		

FEATURES:

- Warm white LED string light with effects
- IP65 rating
- Daisy chain up to 20/10 strings



LED Rubber Icicle Light WW

- 41810** Black - 100 LEDs - 5 m
- 41811** White - 100 LEDs - 5 m

SHOWTEC

Specifications:		Powerconnection	
Light Src. Type:	LED	Cable Length:	1.5 m
Light Src. Quant.:	200	Length String:	5000 mm
Light Src. Quant. /m:	40	String Spacing:	100 mm
LED Colour Type:	WW	Weight:	1.8 kg
Pwr. Supp.:	220V-240 VAC 50 Hz	IP Rate:	IP65
Pwr. Cons.:	13 W	Material:	Rubber
Pwr. Conn. In.:	Dedicated IP65 Powerconnection	Colour:	Black/White
Pwr. Conn. Out.:	Dedicated IP65	Lamp Spacing:	100 mm
		String Quant.:	40

FEATURES:

- Warm white LED icicle string light
- IP65 rating
- Daisy chain up to 20 strings



LED Rubber Icicle FX Light WW

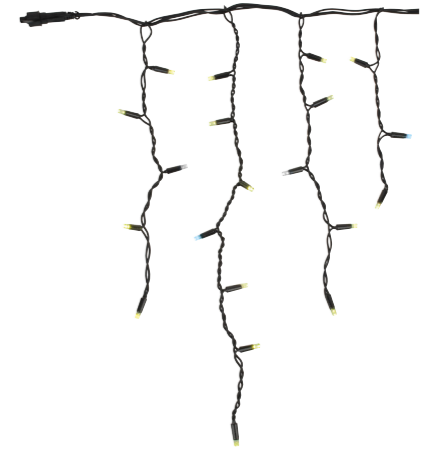
- 41820** Black - 100 LEDs - 5 m
- 41821** White - 100 LEDs - 5 m

SHOWTEC

Specifications:		Cable Length:	1.5 m
Light Src. Type:	LED	Length String:	5000 mm
Light Src. Quant.:	200	String Spacing:	100 mm
Light Src. Quant. /m:	40	Weight:	1.9 kg
LED Colour Type:	WW / CW	IP Rate:	IP65
Pwr. Supp.:	220V-240 VAC 50 Hz	Material:	Rubber
Pwr. Cons.:	12 W	Colour:	Black/WHITE
Pwr. Conn. In.:	Dedicated IP65 Powerconnection	Lamp Spacing:	100 mm
Pwr. Conn. Out.:	Dedicated IP65	String Quantity:	40

FEATURES:

- Warm white LED icicle string light with effects
- IP65 rating
- Daisy chain up to 20 strings



Power Cable for LED String / Icicle

- 41890** Black - Schuko plug
- 41891** White - Schuko plug
- 41892** Black - UK BS13 plug
- 41893** White - UK BS13 plug

SHOWTEC

Specifications:	
Pwr. Supp.:	220V-240 VAC 50 Hz
Pwr. Conn. In.:	Schuko Plug/UK plug
Pwr. Conn. Out.:	Dedicated IP65 Powerconnection
Cable Length:	1.5 m
Length String:	0 mm
Weight:	0.3 kg
Material:	Rubber
Colour:	Black/White





Trenton GU10 Track Light

- A0320017** Black
- A0320018** White


ARTECTA

Specifications:

Weight: 0.25 kg
Colour: Black / White

FEATURES:

- Track Light with GU10 socket
- Suitable for 1-phase track rail
- For light sources up to 50 W (LED & halogen)
- Available in black or white
- Light source not included



Volano GU10 Track Light

- A0320020** Black
- A0320019** White

ARTECTA

Specifications:

Weight: 0.4 kg

IP Rate: IP20 (indoor use only)
Colour: Black / White

FEATURES:

- Track light with GU10 socket
- Suitable for 3-phase track systems
- Honeycomb filter reduces glare



G45 LED Bulb E27

SHOWGEAR

E324007 1 W - Warm White - Non-Dimmable - Frosted Cover

Light Src. Type: LED
Light Src. Pwr.: 0.2 W
LED Colour Type: WW
Life Expectancy: 30000 h
Lamp Socket: E27
Lumen Total: 60 lm
CCT: 2800 K
Pwr. Supp.: 220V-240 VAC 50 Hz
Pwr. Cons.: 1.2 W
Length (mm): 70 mm
Ø: 45 mm



G45 Diode Bulb E27

SHOWGEAR

E324040 1 W - Warm White 2200 K - Non-Dimmable

E324041 1 W - Warm White 2700 K - Non-Dimmable

Light Src. Type: LED
Light Src. Pwr.: 1 W
Life Expectancy: 30000 h
Lamp Socket: E27
Lumen Total: 30 lm
CCT: 2200 K / 2700 K
Dimmable: No
Pwr. Supp.: 220V-240 VAC 50 Hz
Pwr. Cons.: 1 W
Length (mm): 70 mm
Ø: 45 mm



Havana Ribbon 2835 - 60 - Gold

ARTECTA


Product code	LED Qty/m	Light Src.	Lumen output/m	CCT	CRI	Power Supply	Power/1 m	Length(m)	Cutting Length	Width	IP rating
A0851120	60	SMD2835	515 lm	WW+ - 1700 K	90	24 VDC	5 W	5 m	100 mm	10 mm	IP20



Havana Ribbon 2835 - 120 - Gold

ARTECTA

Product code	LED Qty/m	Light Src.	Lumen output/m	CCT	CRI	Power Supply	Power/1 m	Length(m)	Cutting Length	Width	IP rating
A0851121	120	SMD2835	1030 lm	WW+ - 1700 K	90	24 VDC	10 W	5 m	50 mm	10 mm	IP20



Havana Ribbon 3838 - 120 - RGB

ARTECTA

Product code	LED Qty/m	Light Src.	Lumen output/m	Colour	Power Supply	Power/1 m	Length(m)	Cutting Length	Width	IP rating
A0852700	120	SMD3838	544 lm	RGB	24 VDC	9.6 W	5 m	50 mm	5 mm	IP20



Havana Ribbon 3527 - 120 - RGBW

ARTECTA


Product code	LED Qty/m	Light Src.	Lumen output/m	Colour / CCT	CRI	Power Supply	Power/1 m	Length(m)	Cutting Length	Width	IP rating
A0852710	120	SMD3527	840 lm	WW+ / RGB - 2400 K	80	24 VDC	19.2 W	5 m	100 mm	10 mm	IP20
A0852711	120	SMD3527	850 lm	WW+ / RGB - 2700 K	80	24 VDC	19.2 W	5 m	100 mm	10 mm	IP20
A0852712	120	SMD3527	870 lm	WW / RGB - 3000 K	80	24 VDC	19.2 W	5 m	100 mm	10 mm	IP20
A0852713	120	SMD3527	890 lm	NW / RGB - 4000 K	80	24 VDC	19.2 W	5 m	100 mm	10 mm	IP20



Havana Ribbon 3838 - 144 - RGB

ARTECTA

Product code	LED Qty/m	Light Src.	Lumen output/m	Colour	Power Supply	Power/1 m	Length(m)	Cutting Length	Width	IP rating
A0852701	144	SMD3838	739 lm	RGB	72 W	28.814.4 W	5 m	50 mm	10 mm	IP20



Havana Halo Ribbon COB - 840 - RGBW

ARTECTA

Product code	LED Qty/m	Light Src.	Lumen output/m	Colour / CCT	Power Supply	Power/1 m	Length(m)	Cutting Length	Width	IP rating
A0851071	840	COB	817 lm	RGBW - 3000 K	24 VDC	18 W	5 m	33.3 mm	12 mm	P20



Cartago Ribbon 2835 - 64 - CCT

ARTECTA

Product code	LED Qty/m	Light Src.	Lumen output/m	CCT	CRI	Power Supply	Power/1 m	Length(m)	Cutting Length	Width	IP rating	Energy Efficiency Class
A0870024	64	SMD2835	615 lm	WW+ - 2400 K	90	24 VDC	4.8 W	5 m	125 mm	8 mm	IP20	F
A0870027	64	SMD2835	615 lm	WW+ - 2700 K	90	24 VDC	4.8 W	5 m	125 mm	8 mm	IP20	E
A0870030	64	SMD2835	625 lm	WW - 3000 K	90	24 VDC	4.8 W	5 m	125 mm	8 mm	IP20	E
A0870040	64	SMD2835	660 lm	NW - 4000 K	90	24 VDC	4.8 W	5 m	125 mm	8 mm	IP20	E



Cartago Ribbon 2835 - 160 - CCT

ARTECTA

Product code	LED Qty/m	Light Src.	Lumen output/m	CCT	CRI	Power Supply	Power/1 m	Length(m)	Cutting Length	Width	IP rating	Energy Efficiency Class
A0870224	160	SMD2835	1800 lm	WW+ - 2400 K	90	24 VDC	14.4 W	5 m	50 mm	10 mm	IP20	E
A0870227	160	SMD2835	1845 lm	WW+ - 2700 K	90	24 VDC	14.4 W	5 m	50 mm	10 mm	IP20	E
A0870240	160	SMD2835	1945 lm	WW - 4000 K	90	24 VDC	14.4 W	5 m	50 mm	10 mm	IP20	E
A0870230	160	SMD2835	1870 lm	WW - 3000 K	90	24 VDC	14.4 W	5 m	50 mm	10 mm	IP20	E



Cartago Ribbon 2835 - 128 - CCT

ARTECTA


Product code	LED Qty/m	Light Src.	Lumen output/m	CCT	CRI	Power Supply	Power/1 m	Length(m)	Cutting Length	Width	IP rating	Energy Efficiency Class
A0870124	128	SMD2835	1150 lm	WW+ - 2400 K	90	24 VDC	9.6 W	5 m	62.5 mm	10 mm	IP20	E
A0870127	128	SMD2835	1250 lm	WW+ - 2700 K	90	24 VDC	9.6 W	5 m	62.5 mm	10 mm	IP20	E
A0870130	128	SMD2835	1270 lm	WW - 3000 K	90	24 VDC	9.6 W	5 m	62.5 mm	10 mm	IP20	E
A0870140	128	SMD2835	1325 lm	NW - 4000 K	90	24 VDC	9.6 W	5 m	62.5 mm	10 mm	IP20	E



Cartago Halo Ribbon COB - 320 - CCT

ARTECTA

Product code	LED Qty/m	Light Src.	Lumen output/m	CCT	CRI	Power Supply	Power/1 m	Length(m)	Cutting Length	Width	IP rating	Energy Efficiency Class
A0877024	320	COB	700 lm	WW+ - 2400 K	90	24 VDC	8 W	5 m	50 mm	8 mm	IP20	G
A0877027	320	COB	745 lm	WW+ - 2700 K	90	24 VDC	8 W	5 m	50 mm	8 mm	IP20	F
A0877030	320	COB	810 lm	WW - 3000 K	90	24 VDC	8 W	5 m	50 mm	8 mm	IP20	F



Cartago Halo Ribbon COB - 480 - CCT

ARTECTA

Product code	LED Qty/m	Light Src.	Lumen output/m	CCT	CRI	Power Supply	Power/1 m	Length(m)	Cutting Length	Width	IP rating
A0877124	480	COB	1300 lm	WW+ - 2400 K	90	24 VDC	8 W	5 m	50 mm	10 mm	IP20
A0877127	480	COB	1350 lm	WW+ - 2700 K	90	24 VDC	8 W	5 m	50 mm	10 mm	IP20
A0877130	480	COB	1440 lm	WW - 3000 K	90	24 VDC	8 W	5 m	50 mm	10 mm	IP20



Cali Ribbon 2835 - 72 - CCT

ARTECTA


Product code	LED Qty/m	Light Src.	Lumen output/m	CCT	CRI	Power Supply	Power/1 m	Length(m)	Cutting Length	Width	IP rating	Energy Efficiency Class
A0880001	72	SMD2835	440 lm	WW+ - 2700 K	90	48 VDC	4.8 W	50 m	166.7 mm	10 mm	IP20	G
A0880002	72	SMD2835	455 lm	WW - 3000 K	90	48 VDC	4.8 W	50 m	166.7 mm	10 mm	IP20	F
A0880003	72	SMD2835	490 lm	WW - 4000 K	90	48 VDC	4.8 W	50 m	166.7 mm	10 mm	IP20	F



Cali Ribbon 2835 - 120 - CCT

ARTECTA

Product code	LED Qty/m	Light Src.	Lumen output/m	CCT	CRI	Power Supply	Power/1 m	Length(m)	Cutting Length	Width	IP rating	Energy Efficiency Class
A0880011	120	SMD2835	720 lm	WW - 2700 K	90	48 VDC	8 W	50 m	100 mm	10 mm	IP20	G
A0880012	120	SMD2835	770 lm	WW - 3000 K	90	48 VDC	8 W	50 m	100 mm	10 mm	IP20	F
A0880013	120	SMD2835	850 lm	WW - 4000 K	90	48 VDC	8 W	50 m	100 mm	10 mm	IP20	F



Cali Ribbon 5050 - 66 - RGB

ARTECTA

Product code	LED Qty/m	Light Src.	Lumen output/m	Colour	Power Supply	Power/1 m	Length(m)	Cutting Length	Width	IP rating
A0880500	66	SMD5050	605 lm	RGB	48 VDC	13 W	20 m	166.7 mm	10 mm	IP20



Cali Ribbon 5050 - 88 - RGBW

ARTECTA

Product code	LED Qty/m	Light Src.	Lumen output/m	Colour	Power Supply	Power/1 m	Length(m)	Cutting Length	Width	IP rating	Energy Efficiency Class
A0880510	88	SMD5050	910 lm	WW / RGB	48 VDC	15 W	20 m	125 mm	10 mm	IP20	G



Havana Dropper 2835 - 120 - Gold

ARTECTA

Product code	LED Qty/m	Light Src.	Lumen output/m	CCT	CRI	Power Supply	Power/1 m	Length(m)	Cutting Length	Width	IP rating
A0856451	120	SMD2835	1030 lm	WW+ - 1700 K	90	24 VDC	10 W	5 m	50 mm	10 mm	IP62



Havana Dropper 2835 - 60 - Gold

ARTECTA

Product code	LED Qty/m	Light Src.	Lumen output/m	CCT	CRI	Power Supply	Power/1 m	Length(m)	Cutting Length	Width	IP rating
A0856450	60	SMD2835	515 lm	1700 K - 1700 K	90	24 VDC	5 W	5 m	50 mm	10 mm	IP62



Cartago Dropper 2835 - 64 - CCT

ARTECTA

Product code	LED Qty/m	Light Src.	Lumen output/m	CCT	CRI	Power Supply	Power/1 m	Length(m)	Cutting Length	Width	IP rating	Energy Efficiency Class
A0872027	64	SMD2835	600 lm	WW+ - 2700 K	90	24 VDC	4.8 W	5 m	125 mm	8 mm	IP62	E
A0872030	64	SMD2835	625 lm	WW - 3000 K	90	24 VDC	4.8 W	5 m	125 mm	8 mm	IP62	E
A0872040	64	SMD2835	660 lm	WW - 4000 K	90	24 VDC	4.8 W	5 m	125 mm	8 mm	IP62	E



Cartago Dropper 2835 - 128 - CCT

ARTECTA


Product code	LED Qty/m	Light Src.	Lumen output/m	CCT	CRI	Power Supply	Power/1 m	Length(m)	Cutting Length	Width	IP rating	Energy Efficiency Class
A0872127	128	SMD2835	1150 lm	WW+ - 2700 K	90	24 VDC	9.6 W	5 m	62.5 mm	10 mm	IP62	E
A0872130	128	SMD2835	1250 lm	WW - 3000 K	90	24 VDC	9.6 W	5 m	62.5 mm	10 mm	IP62	E
A0872140	128	SMD2835	1325 lm	WW - 4000 K	90	24 VDC	9.6 W	5 m	62.5 mm	10 mm	IP62	E



Cartago Dropper 2835 - 160 - CCT

ARTECTA

Product code	LED Qty/m	Light Src.	Lumen output/m	CCT	CRI	Power Supply	Power/1 m	Length(m)	Cutting Length	Width	IP rating	Energy Efficiency Class
A0872227	160	SMD2835	1800 lm	WW - 2700 K	90	24 VDC	14.4 W	5 m	50 mm	10 mm	IP62	E
A0872230	160	SMD2835	1845 lm	WW - 3000 K	90	24 VDC	14.4 W	5 m	50 mm	10 mm	IP62	E
A0872240	160	SMD2835	1945 lm	NW - 4000 K	90	24 VDC	14.4 W	5 m	50 mm	10 mm	IP62	E



Cali Tube 5050 - 66 - RGB

ARTECTA

Product code	LED Qty/m	Light Src.	Lumen output/m	Colour	Power Supply	Power/1 m	Length(m)	Cutting Length	Width	IP rating
A0880600	66	SMD5050	605 lm	RGB	48 VDC	13 W	20 m	125 mm	10 mm	IP65



Cali Tube 5050 - 88 - RGBW

ARTECTA

Product code	LED Qty/m	Light Src.	Lumen output/m	Colour	Power Supply	Power/1 m	Length(m)	Cutting Length	Width	IP rating	Energy Efficiency Class
A0880610	88	SMD5050	910 lm	WW / RGB	48 VDC	15 W	20 m	125 mm	10 mm	IP65	G



Cali Tube 2835 - 72 - CCT

ARTECTA

Product code	LED Qty/m	Light Src.	Lumen output/m	CCT	CRI	Power Supply	Power/1 m	Length(m)	Cutting Length	Width	IP rating	Energy Efficiency Class
A0881001	72	SMD2835	425 lm	WW - 2700 K	90	48 VDC	4.8 W	50 m	166.7 mm	12 mm	IP65	G
A0881002	72	SMD2835	455 lm	WW - 3000 K	90	48 VDC	4.8 W	50 m	166.7 mm	12 mm	IP65	F
A0881003	72	SMD2835	490 lm	WW - 4000 K	90	48 VDC	4.8 W	50 m	166.7 mm	12 mm	IP65	F



Cali Tube 2835 - 120 - CCT

ARTECTA

Product code	LED Qty/m	Light Src.	Lumen output/m	CCT	CRI	Power Supply	Power/1 m	Length(m)	Cutting Length	Width	IP rating	Energy Efficiency Class
A0881011	120	SMD2835	705 lm	WW - 2700 K	90	48 VDC	8 W	50 m	166.7 mm	12 mm	IP65	G
A0881012	120	SMD2835	765 lm	WW - 3000 K	90	48 VDC	8 W	50 m	166.7 mm	12 mm	IP65	F
A0881013	120	SMD2835	840 lm	WW - 4000 K	90	48 VDC	8 W	50 m	166.7 mm	12 mm	IP65	F



Cartago Jade 2835 - 64 - CCT

ARTECTA

Product code	LED Qty/m	Light Src.	Lumen output/m	CCT	CRI	Power Supply	Power/1 m	Length(m)	Cutting Length	Width	IP rating	Energy Efficiency Class
A0878027	64	SMD2835	553 lm	WW+ - 2700 K	90	24 VDC	4.8 W	5 m	125 mm	10.5 mm	IP68	F
A0878030	64	SMD2835	553 lm	WW+ - 3000 K	90	24 VDC	4.8 W	5 m	125 mm	10.5 mm	IP68	F
A0878040	64	SMD2835	657 lm	NW - 4000 K	90	24 VDC	4.8 W	5 m	125 mm	10.5 mm	IP68	E



Cartago Jade 2835 - 128 - CCT

ARTECTA

Product code	LED Qty/m	Light Src.	Lumen output/m	CCT	CRI	Power Supply	Power/1 m	Length(m)	Cutting Length	Width	IP rating	Energy Efficiency Class
A0878127	128	SMD2835	1052 lm	WW+ - 2700 K	90	24 VDC	9.6 W	5 m	62.5 mm	12.5 mm	IP68	F
A0878130	128	SMD2835	1194 lm	WW - 3000 K	90	24 VDC	9.6 W	5 m	62.5 mm	12.5 mm	IP68	F
A0878140	128	SMD2835	1258 lm	NW - 4000 K	90	24 VDC	9.6 W	5 m	62.5 mm	12.5 mm	IP68	E



Cartago Jade 2835 - 160 - CCT

ARTECTA

Product code	LED Qty/m	Light Src.	Lumen output/m	CCT	CRI	Power Supply	Power/1 m	Length(m)	Cutting Length	Width	IP rating	Energy Efficiency Class
A0878227	160	SMD2835	1550 lm	WW - 2700 K	90	24 VDC	14.4 W	5 m	50 mm	12.5 mm	IP68	F
A0878230	160	SMD2835	1730 lm	WW - 3000 K	90	24 VDC	14.4 W	5 m	50 mm	12.5 mm	IP68	E
A0878240	160	SMD2835	1758 lm	NW - 4000 K	90	24 VDC	14.4 W	5 m	50 mm	12.5 mm	IP68	E

Profile Pro-Line 35

A9930490 Natural Anodised Aluminium LED profile

A9930491 Black Anodised Aluminium LED profile

ARTECTA

Specifications: Width (mm): 13.1 mm
Length (m): 2 m
Height (mm): 14 mm

FEATURES:

- Profile for finishing <10 mm (3/8") wide LED strips
- Anodised Aluminium
- For creating elegant and subtle line lighting
- 2 end caps and 2 clips included



Pro-Line 35 End Caps

A9930492 Set of 2 pcs - Grey

A9930493 Set of 2 pcs - Black

ARTECTA

Specifications: Height (mm): 14 mm
Width (mm): 13.1 mm

FEATURES:

- End cap for Profile Pro-Line 35
- Set of 2
- Available in black and grey



Profile Pro-Line 25 Surface

A99304098 Black Anodised Aluminium

ARTECTA

Specifications:

Height (mm): 35 mm
Width (mm): 35 mm
Length (m): 2 m
Colour: Black





Image Spot 150 CW

A0690110 150 W LED gobo projector spot with colour wheel

ARCTEA

Specifications:		Length (mm):	454 mm
		Height (mm):	206 mm
		Width (mm):	201 mm
Light Src. Type:	LED	IP Rate:	IP66
LED Colour Type:	CW	Colour:	Gray
Dimmable:	Yes		
Pwr. Cons.:	170 W		

FEATURES:

- 150 W gobo projector spot
- IP66 rated, suitable for outdoor applications
- 4 replaceable gobos + open & 5 colours + white
- 4-face bi-rotational prism
- Adjustable zoom and focus



Image Spot 170 FC

A0690111 170 W RGBAL LED gobo projector spot

ARCTEA

Specifications:		Pwr. Cons.:	200 W
		Length (mm):	454 mm
		Height (mm):	206 mm
		Width (mm):	201 mm
Light Src. Type:	LED	IP Rate:	IP66
LED Colour Type:	RGBAL	Colour:	Gray
Beam Angle Circular:	40°		
Dimmable:	Yes		

FEATURES:

- 170 W RGBAL LED gobo projector spot
- IP66 rated, suitable for outdoor applications
- Bi-rotational gobo and accurate 16-bit colour control
- Adjustable PWM, fan, focus, beam angle and framing system



DIN Rail Power Supply 75 W/24 VDC

A9900560 Mean Well NDR-75-24

MEANWELL

Specifications:		Output Current (A):	3.2 A
		Length (mm):	102 mm
		Height (mm):	125.2 mm
Pwr. Supp.:	88-264 VAC	Width (mm):	32 mm
Out. Volt.:	24 VDC	IP Rate:	IP20 (indoor use only)
Pwr. Cons.:	75 W		

FEATURES:

- Output 24 VDC/75 W
- Wide AC Input Range (90 - 264 VAC)
- Slim, metal DIN Rail housing
- Protection against Short Circuit, Overload, Overvoltage, Over Temperature



DIN Rail Power Supply 120 W/24 VDC

A9900561 Mean Well NDR-120-24

MEANWELL

Specifications:		Output Current (A):	5 A
		Length (mm):	113.5 mm
		Height (mm):	125.2 mm
Pwr. Supp.:	88-264 VAC	Width (mm):	40 mm
Out. Volt.:	24 VDC	IP Rate:	IP20 (indoor use only)
Pwr. Cons.:	120 W		

FEATURES:

- Output 24 VDC/120 W
- Wide AC Input Range (90 - 264 VAC)
- Slim, metal DIN Rail housing
- Protection against Short Circuit, Overload, Overvoltage, Over Temperature



LED DIM-5 RDM

A9915044 5 channels Neutrik XLR 3-pin & RJ45

ARCTEA

Specifications:		Maximum Output Current (A):	8 A
		Length (mm):	164 mm
		Height (mm):	38 mm
		Width (mm):	73 mm
Ctrl. Mode:	DMX / Stand Alone	IP Rate:	IP20 (indoor use only)
DMX Channels:	5		
Protocols:	DMX / RDM		
Pwr. Supp.:	12-24 VDC		

FEATURES:

- 5-channel LED DMX controller with RDM
- 3-pin XLR, RJ45, and screw terminal in/outputs
- 12-24 VDC / 8 A per channel
- Adjustable PWM (500 Hz - 35 kHz)
- 32 built-in programs



DIN Rail Power Supply 240 W/24 VDC

A9900562 Mean Well NDR-240-24

MEANWELL

Specifications:		Output Current (A):	10 A
		Length (mm):	113.5 mm
		Height (mm):	125.2 mm
Pwr. Supp.:	88-264 VAC	Width (mm):	63 mm
Out. Volt.:	24 VDC	IP Rate:	IP20 (indoor use only)
Pwr. Cons.:	240 W		

FEATURES:

- Output 24 VDC/240 W
- Wide AC Input Range (90 - 264 VAC)
- Active PFC
- Slim, metal DIN Rail housing
- Protection against Short Circuit, Overload, Overvoltage, Over Temperature





Stellar F-1000 Fogger

61111 1000 W fog machine

SHOWTEC

Specifications:

Pwr. Supp.: 220V-240 VAC 50 Hz
Pwr. Cons.: 1020 W
Pwr. Conn. In.: Power Pro Blue
DMX Conn.: XLR 3P In/Out / XLR 5P In/Out

Heater: 1000 W
Warm-up Time: 3 min
Output Capacity: 200 m³/min

Output Direction: Forward
Fluid Consumption: 42 ml/min
Length (mm): 370 mm
Height (mm): 360 mm
Width (mm): 315 mm
Weight: 7 kg
IP Rate: IP20 (indoor use only)
Ctrl. Mode: DMX / Local Control / Remote
DMX Channels: 1

FEATURES:

- 1000 W heater
- Manual/DMX/Remote control
- LCD display
- Robust, modern design



Stellar UF-1000 Upright Fogger

61113 1000 W upright fogger

SHOWTEC

Specifications:

Pwr. Supp.: 220V-240 VAC 50 Hz
Pwr. Cons.: 1100 W
Pwr. Conn. In.: Power Pro Blue
DMX Conn.: XLR 3P In/Out / XLR 5P In/Out

Heater: 1000 W
Warm-up Time: 9 min
Output Capacity: 700 m³/min
Output Direction: Up / Down / Forward

Fluid Consumption: 150 ml/min
Length (mm): 370 mm
Height (mm): 250 mm
Width (mm): 390 mm
Weight: 9.9 kg
IP Rate: IP20 (indoor use only)
Ctrl. Mode: DMX / Local Control / Remote
DMX Channels: 1 / 2 / 3 / 5 / 7
Light Src. Type: LED
LED Colour Type: R / G / B

FEATURES:

- 1000 W heater
- Manual/DMX/Remote control
- LCD display
- Robust, modern design



Stellar F-1500 Fogger

61112 1500 W fog machine

SHOWTEC

Specifications:

Pwr. Supp.: 220V-240 VAC 50 Hz
Pwr. Cons.: 1550 W
Pwr. Conn. In.: Power Pro Blue
DMX Conn.: XLR 3P In/Out / XLR 5P In/Out

Heater: 1500 W
Warm-up Time: 8 min
Output Capacity: 600 m³/min

Output Direction: Forward
Fluid Consumption: 162 ml/min
Length (mm): 460 mm
Height (mm): 440 mm
Width (mm): 350 mm
Weight: 11.8 kg
IP Rate: IP20 (indoor use only)
Ctrl. Mode: DMX / Local Control / Remote
DMX Channels: 1

FEATURES:

- 1500 W heater
- Manual/DMX/Remote control
- LCD display
- Robust, modern design



Stellar FZ-1000 Fazer

61114 1000 W fazer

SHOWTEC

Specifications:




Pwr. Supp.: 220V-240 VAC 50 Hz
Pwr. Cons.: 1200 W
Pwr. Conn. In.: Power Pro Blue
DMX Conn.: XLR 3P In/Out / XLR 5P In/Out

Heater: 1000 W
Warm-up Time: 3 min
Output Capacity: 515 m³/min

Output Direction: Forward
Fluid Consumption: 7 ml/min
Fluid Tank Capacity: 4 L
Length (mm): 390 mm
Height (mm): 410 mm
Width (mm): 340 mm
Weight: 7.8 kg
Ctrl. Mode: DMX / Local Control / Remote
DMX Channels: 2

FEATURES:

- 1000 W heater
- Manual/DMX/Remote control
- LCD display
- Robust, modern design





Stellar S-1200 Snow Machine

61115 1200 W snow machine


SHOWTEC

Specifications:

Pwr. Supp.:	220V-240 VAC 50 Hz	Length (mm):	530 mm
Pwr. Cons.:	1200 W	Height (mm):	450 mm
Pwr. Conn. In.:	Power Pro Blue	Width (mm):	340 mm
DMX Conn.:	XLR 3P In/Out / XLR 5P In/Out	Weight:	9.4 kg
		IP Rate:	IP20 (indoor use only)
		Ctrl. Mode:	DMX / Local Control / Remote
Fluid Consumption:	480 ml/min	DMX Channels:	1 / 3 / 5
Fluid Tank Capacity:	5 L		

FEATURES:

- 1200 W heater
- Manual/DMX/Remote control
- LCD display
- Robust, modern design



AF-5X

80395 1600 W Special Effect Fan

ANTARI

Specifications:

Pwr. Supp.:	220V-240 VAC 50 Hz	Fan Speed:	1200 rpm
Pwr. Cons.:	1600 W	Length (mm):	558 mm
Pwr. Conn. In.:	Schuko Plug	Height (mm):	578 mm
DMX Conn.:	XLR 5P In/Out	Width (mm):	465 mm
Airflow:	3000 m³/h	Weight:	17.5 kg
		Ctrl. Mode:	DMX / Manual / Timer
		DMX Channels:	1

FEATURES:

- High power touring fan (1600 W)
- 3 output levels (low, medium and high)
- 2 output positions (horizontal and 45° vertical)
- Manual & DMX control with RDM enabled
- LCD display control panel



SEETRONIC



SCAN ME

Under the Highlite umbrella, our connector range now includes the renowned Seetronic brand

Seetronic is an innovative high-tech brand with its own certified research and production facilities, managed by an experienced team, offering a wide range of high-quality connectors for all types of data, signal and power connections. *Please scan the QR code to view the full SEETRONIC product range.*

<p>speakON 8P Chassis, male NEUTRIK</p> <p>NL8MPRXX Nickel housing</p> <p>Pins: 8 Colour: Silver Contact Type: Bronze</p> 	<p>speakON 4P Cable Connector - S NEUTRIK</p> <p>NL4FXXWS Black/green housing - Small-diameter cables</p> <p>Pins: 4 Colour: Black Bush Col.: Green Contact Type: Copper</p> 
<p>speakON 4P, female NEUTRIK</p> <p>NLT4FX Silver/Blue housing</p> <p>Pins: 4 Colour: Silver Contact Type: Brass</p> 	<p>XLR 5-pin male chassis NEUTRIK</p> <p>NC5MAH Gold plated - horizontal PCB mount - IP40 - black</p> <p>Colour: Black Contact Type: Gold plated</p> 
<p>speakON 4P, male NEUTRIK</p> <p>NLT4MXX Silver/Blue housing</p> <p>Pins: 4 Colour: Silver Contact Type: Brass</p> 	<p>XLR 3-pin male chassis NEUTRIK</p> <p>NC3MAH Gold plated - horizontal PCB mount - IP40 - black</p> <p>Colour: Black Contact Type: Gold plated</p> 
<p>4-pin speaker chassis NEUTRIK</p> <p>NL4MPXX Male Connector - D-size</p> <p>Pins: 4 Colour: Black Contact Type: Copper</p> 	<p>XLR 4P Connector, male NEUTRIK</p> <p>NC4MXBAG Silver contacts - Black housing</p> <p>Colour: Black Bush Col.: Black Contact Type: Silver plated</p> 
<p>speakON 2P Cable Connector - S NEUTRIK</p> <p>NL2FXXWS Black/brown housing - Small-diameter cables</p> <p>Pins: 2 Colour: Black Bush Col.: Brown Contact Type: Copper</p> 	<p>XLR 3P Unisex Cable Connector NEUTRIK</p> <p>NC3FMC Gold contacts - Nickel housing</p> <p>Pins: 3 Outer Cable Ø: 8 mm Colour: Silver Bush Col.: Black Contact Type: Brass</p> 
<p>speakON 4P Cable Connector - L NEUTRIK</p> <p>NL4FXXL Black/green housing - Large-diameter cables</p> <p>Pins: 4 Colour: Black Bush Col.: Green Contact Type: Copper</p> 	<p>Lockable Coupler for NL8 NEUTRIK</p> <p>NL8MMXX Coupler for linking cables</p> <p>Conn. 1: speakON NL8 Conn. 2: speakON NL8 Pins: 8</p> 

powerCON Chassis input NEUTRIK

NAC3MPXXA 20 A - Blue

Rated Curr. (A): 20 A
Min. Wire Size: 0.75 mm²
Max. Wire Size: 2.5 mm²
IP Rate: IP20 (indoor use only)
Housing: Polyamide



powerCON Connector - S NEUTRIK

NAC3FXXAWS Grey/blue housing - Small-diameter cables

Rated Curr. (A): 16 A
Min. Wire Size: 1.5 mm²
Max. Wire Size: 2.5 mm²
IP Rate: IP20 (indoor use only)
Housing: ABS



powerCON Chassis output NEUTRIK

NAC3MPXXB 20 A - Grey

Rated Curr. (A): 20 A
Min. Wire Size: 0.75 mm²
Max. Wire Size: 2.5 mm²
IP Rate: IP20 (indoor use only)
Housing: Polyamide



powerCON Connector - S NEUTRIK

NAC3FXXBWS Grey/white housing - Small-diameter cables

Rated Curr. (A): 16 A
Min. Wire Size: 1.5 mm²
Max. Wire Size: 2.5 mm²
IP Rate: IP20 (indoor use only)
Housing: ABS



powerCON Connector - L NEUTRIK

NAC3FXXBWL Grey/white housing - Large-diameter cables

Rated Curr. (A): 16 A
Min. Wire Size: 1.5 mm²
Max. Wire Size: 2.5 mm²
IP Rate: IP20 (indoor use only)
Housing: ABS



powerCON Connector - L NEUTRIK

NAC3FXXAWL Grey/blue housing - Large diameter cables

Rated Curr. (A): 16 A
Min. Wire Size: 1.5 mm²
Max. Wire Size: 2.5 mm²
IP Rate: IP20 (indoor use only)
Housing: ABS



FLX09 - DMX/AES-EBU XLR/M 5P to XLR/F 5P DAP

FLX0975 0.75 m
FLX09150 1.5 m
FLX093 3 m
FLX096 6 m
FLX0910 10 m
FLX0915 15 m
FLX0920 20 m




FLX08 - DMX/AES-EBU XLR/M 5P to XLR/F 5P DAP

FLX0875 0.75 m
FLX08150 1.5 m
FLX083 3 m
FLX086 6 m
FLX0810 10 m
FLX0815 15 m
FLX0820 20 m




H07RN-F 3G1.5 Schuko Extension Cable DAP

E606100 1.5 m long power extension cable
E606101 3 m long power extension cable
E606102 5 m long power extension cable
E606103 10 m long power extension cable
E606104 15 m long power extension cable
E606105 20 m long power extension cable



H07RN-F 3G2.5 Schuko Extension Cable DAP


E606110 1.5 m long power extension cable
E606111 3 m long power extension cable
E606112 5 m long power extension cable
E606113 10 m long power extension cable
E606114 15 m long power extension cable
E606115 20 m long power extension cable



HDMI 2.0 AOC 4K Fibre Cable DAP

FV4615 Gold plated - UHD - 15 m
FV4630 Gold plated - UHD - 30 m
FV4650 Gold plated - UHD - 50 m





Male fitting with M12x75 bolt


CON70B Location pin for Book Corner M290/M390

MILOS

Specifications: Truss System: P

FEATURES:

- For connection with MILOS truss
- Also suitable for other truss connection systems



Truss Cover Stretch 210 g/m²

89224 White - 100 cm

89225 White - 200 cm


89226 White - 300 cm

SHOWGEAR

Specifications: Washable: Yes
Fire Ret.: DIN 4102 B1

FEATURES:

- Designed to fit 4-point 290 mm trusses
- Flame retardant according to DIN 4102 B1
- Washable polyester fabric
- Available in various lengths
- Available in black and white



Angled Arm Coupler

E748030 WLL: 25 kg - Silver

E748031 WLL: 25 kg - Black

SHOWGEAR

Specifications: Height (mm): 50 mm
Ø Main Tube: 50 mm
Length (mm): 998 mm
Width (mm): 50 mm
WLL (kg): 25 kg

FEATURES:

- Easy right-angle rigging
- Angled design for perfectly horizontal orientation



Truss Cover Stretch 210 g/m² - roll


89227 White - 30 m

SHOWGEAR

Specifications: Washable: Yes
Fire Ret.: DIN 4102 B1

FEATURES:

- Designed to fit 4-point 290 mm trusses
- Flame retardant according to DIN 4102 B1
- Washable polyester fabric
- Available in black and white



Tent Clamp

75160 WLL: 100 kg, Metal, Silver

75161 WLL: 100 kg, Metal, Black

SHOWGEAR

Specifications: WLL (kg): 100 kg





Stage Skirt MCS 300 g/m²
89280 Black - 620 (W) x 40 (H) cm - unpleated
89281 Black - 620 (W) x 60 (H) cm - unpleated
89282 Black - 620 (W) x 80 (H) cm - unpleated
89283 Black - 620 (W) x 100 (H) cm - unpleated

WENTEX

Specifications:

Washable: Yes
 Fire Ret.: DIN 4102 B1

FEATURES:

- Flame retardant
- Washable
- Heavy fabric
- Absorbs most of the light



Stage Skirt MCS 300 g/m²
89290 Black - 620 (W) x 40 (H) cm - pleated
89291 Black - 620 (W) x 60 (H) cm - pleated
89292 Black - 620 (W) x 80 (H) cm - pleated
89293 Black - 620 (W) x 100 (H) cm - pleated

WENTEX

Specifications:

Washable: Yes
 Fire Ret.: DIN 4102 B1

FEATURES:

- Flame retardant
- Washable
- Heavy fabric
- Absorbs most of the light



Base Plate Pin Holder
89616 for Pipe & Drape Transport Trolley

WENTEX

Specifications:

Length (mm): 0.32 mm

Height (mm):
 Colour:

0.11 mm
 Black

FEATURES:

- Robust, compact design
- Holds up to 10 base plate pins
- Safe and secure storage and transport



GripBase Curtain hook

89106 Black

SHOWGEAR

Specifications:

WLL (kg): 22 kg



Light Cases LCA

Cases

Case for Mistique SHOWTEC

D7274 Premium Line




Specifications:

Height (mm):	965 mm	Depth (mm):	700 mm
Width (mm):	600 mm	Weight:	52 kg
		Material:	Plywood

FEATURES:

- Holds Mistique CO₂ hazer, accessories and consumables
- Pull-out tray for mounting a stage fan
- 10 mm high-quality plywood construction
- All Penn Elcom hardware
- 100 mm castors with 400 kg load capacity



Gear Bags

Bags

Bag for Showtec FX Ice Gun SHOWTEC

61008 Sturdy cordura fabric

Length (mm): 650 mm
 Height (mm): 60 mm
 Width (mm): 330 mm



Bag for Showtec FX Gun SHOWTEC

61009 Sturdy cordura fabric

Length (mm): 230 mm
 Height (mm): 80 mm
 Width (mm): 470 mm



Vestastraat 2
6468 EX Kerkrade
The Netherlands

☎ +31 - (0)45 - 5667701

✉ sales@highlite.com

www.highlite.com



showtec

&infinity

DMM
DUTCH MEDIA TOOLS

DAP

ARTECTA

SHOW
GEAR