



# ATEO4

Wall speaker with CleverMount™ 4"

## Highlights:

- Vertical and horizontal mounting (rotatable logo)
- Multi-tapping 100V line transformer
- 1" Dome tweeter
- 4" Low frequency loudspeaker
- 100V and low impedance connection possibility
- Stunning designed and elegant looking ABS enclosure
- Patented CleverMount™ mounting system
- Ultra-flat frequency response

The ATEO is a series of extraordinary loudspeakers especially designed for fixed install indoor applications, ranging from modern residential applications to the most demanding designer applications in environments such as retail stores, pubs, restaurants or even clubs.

The ATEO4 is the 4" version with a 1" dome tweeter and a 4" Mid /Low-frequency driver, ensuring a true to- nature, high-fidelity reproduction of music and speech. It features a stunningly designed and elegant looking ABS housing which is fitted with high-quality components. What makes this loudspeaker range so exceptional is the specially designed mounting bracket using the Clevermount™ technology, making the loudspeakers cabinet flow together with the mounting bracket providing great ease for installing the loudspeaker in one good-looking entity. The ATEO4MK2 is an improved version of its predecessor where we have been able to improve the sound quality by implementing a new crossover. With its balanced 1" dome tweeter and 4" mid/low-frequency driver the ATEO4MK2 ensures an ultra-flat frequency response and forms the ideal solution for fixed install indoor applications.

The mounting and connection of the loudspeaker simply happens by attaching the included metal wall-plate to the desired location. When mounted, the wires must be connected to the desired terminal of the custom connection block. The desired power tap for 100 Volt or 8 Ohm can be selected by picking the right terminal. After this is done, only five seconds of work is left for clipping the loudspeaker onto the wall-plate, tightening the safety screw and you're ready to rock! This way, it's really child's play to install a large number of loudspeakers in no-time.

Even if you're working all alone while people are watching your fingers or when installing the speakers up high when you're standing on a ladder. All ATEO series speakers are available in black (/B) or white (/W).

## Applications:

- Retail
- Residential
- Clubs, bars, restaurants



## Impedance:



## Voltage:



## System specifications:

Speaker type		Full range
Max. Power		70 W
RMS Power		35 W
Impedance		8 $\Omega$ (ATEO4) 16 $\Omega$ (ATEO4D)
Incline angle	Left	30°
	Right	30°
	Bottom	30°
	Top	5°
Line Transformer Tappings	1	24 W / 417 $\Omega$
	2	12 W / 833 $\Omega$
	3	6 W / 1667 $\Omega$
	4	3 W / 3333 $\Omega$
Sensitivity (1W/1m)		86 dB
Sound Pressure (Max. W/1m)	@ 8 $\Omega$	101 dB
	@ 100 V	100 dB
Frequency	Response ( $\pm$ 3 dB)	100 Hz - 20 kHz
	Range (-10 dB)	65 Hz - 20 kHz
Dispersion	Horizontal	130°
	Vertical	130°
Connectors		6-pin Custom Terminal Block
Drivers		1" Dome tweeter 4" MF / LF Woofer

## Product Features:

---

Dimensions	136 x 244 x 153 mm (W x H x D)	
Weight	2.050 kg	
Operating temperature	-20 °C ~ 60 °C	
Mounting	Clevermount™	
Construction	ABS	
Front finish	Steel grill	
Colours	Black (RAL9005) (ATEO4/B, ATEO4D/B) White (RAL9003) (ATEO4/W, ATEO4D/W)	
Accessories	Included	Allen-key wrench

## Variants:

---

- ATEO4MK2/B - Black version - 8Ω and 100V
- ATEO4MK2/W - White version - 8Ω and 100V
- ATEO4D/B - Black version - 16Ω
- ATEO4D/W - White version - 16Ω

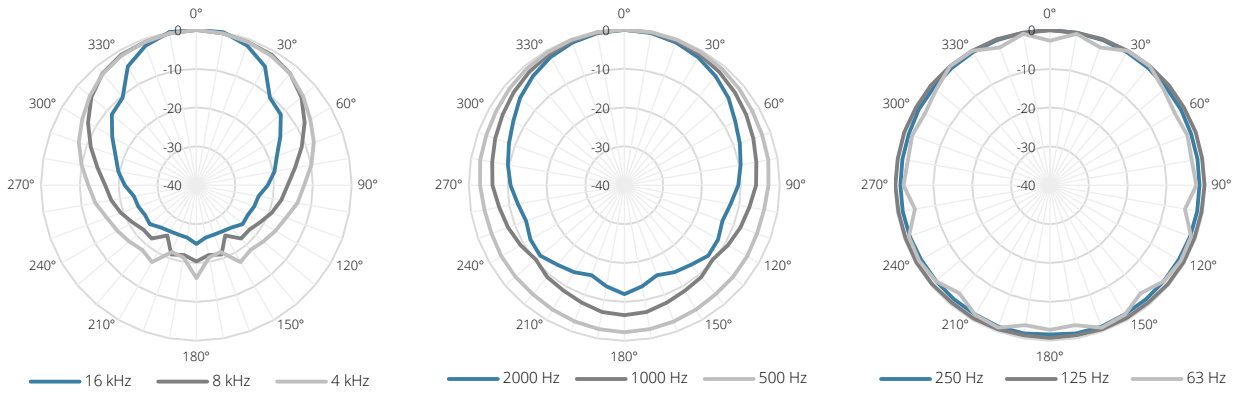
## Architects' and Engineers' Specifications:

---

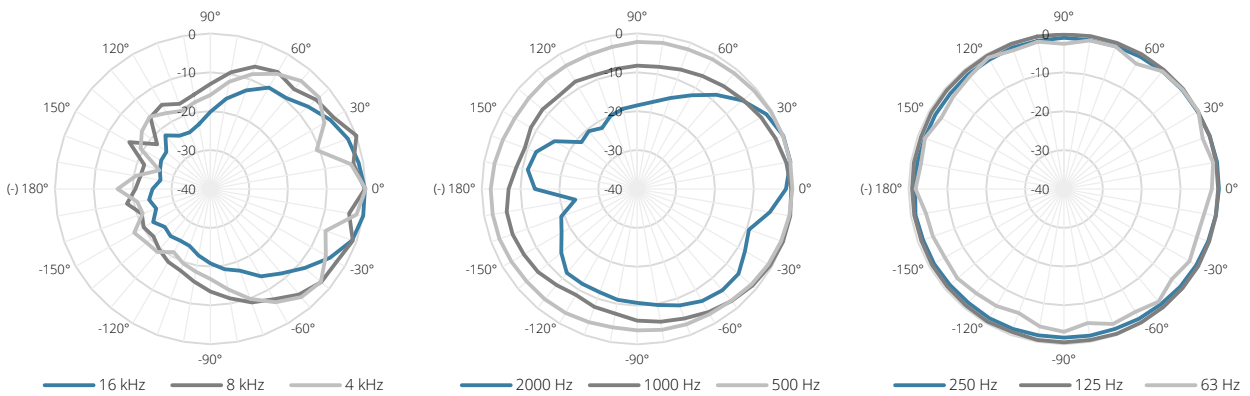
The loudspeaker shall be a 2-way system, consisting of a 4" woofer and 1" dome tweeter which are housed in a curved ABS housing with a finely perforated steel front grill. The connection and installation of the loudspeaker shall be performed using a Clevermount™ mounting system. The direction of the speaker shall be continuously adjustable in all four directions. It shall have an RMS power handling of 35 Watt with a maximum power handling of 70 Watt and the frequency response ( $\pm 3$  dB) shall range from 100 Hz to 20 kHz. The sensitivity shall be 86 dB when measured with an input signal of 1 Watt at a distance of 1 meter, while the maximum continuous sound pressure level shall be 101 dB. The loudspeaker shall have an impedance of 8 Ohm and contain a passive built-in crossover network. For use in public address systems, a Multi-Tapping 100 Volt built-in line transformer with power taps for 24 Watt, 12 Watt, 6 Watt and 3 Watt shall be provided. The corresponding power tap shall be selectable by connecting the correct terminal of a special designed 6-pin terminal block connector. The system's enclosure shall be 244 mm high, 136 mm wide and 153 mm deep and the weight shall not exceed 2.05 Kg.

# Acoustical data graphs:

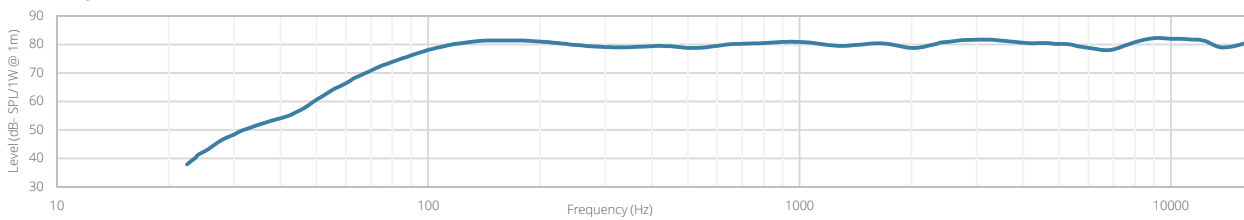
## Horizontal Polars:



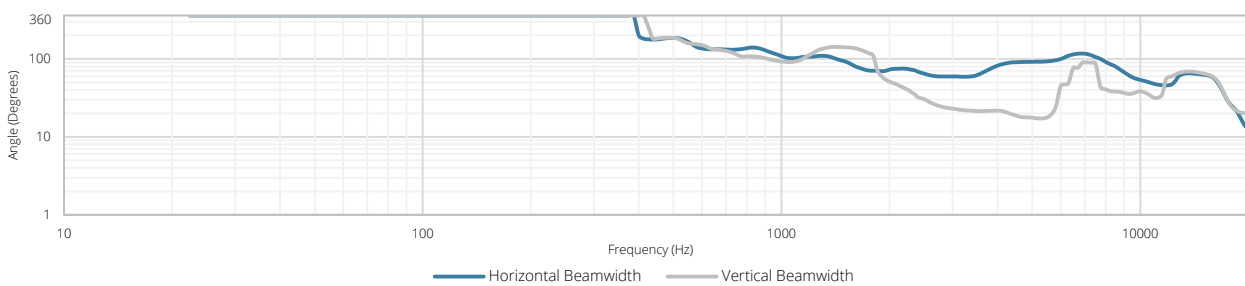
## Vertical Polars:



## Sensitivity:



## Beamwidth (-3dB):



## Directivity index:

