



CS424

Quick fit 2-way 4" ceiling speaker with back can 8 Ohm/100V

Highlights:

- Terminal block output connections
- QuickFix installation system
- Multi-tapping 100V line transformer
- Steel back-can
- 6.5" woofer with 1" coaxially mounted tweeter

The CS424 is a high-quality 2-way ceiling speaker consisting of a 4" woofer and a coaxially mounted 1" tweeter. The high-quality components in combination with the steel back can provide premium performance for background music as well as paging systems, no matter what kind of ceiling or surface the speaker is mounted to. The power of 30 Watt, wide frequency response and low distortion makes the speaker perfectly suited for applications requiring a higher fidelity of music such as restaurants, retail stores, professional offices and many other applications. The integrated 100 Volt line transformer makes the speaker suitable for use in large 100 Volt Public Address systems. The power can be selected in three steps of impedance for 100 Volt applications and an 8 Ohm tapping for low impedance applications using the rotary switch behind the front grill. The connection of the speaker can be done using the 4-pin Terminal block connector at the rear side of the back can, allowing parallel linkthrough to other speakers. Installing the speaker can be accomplished in seconds, without requiring access above the ceiling, using the simple quick-fixing mechanism.

Applications:

- Bars, restaurants
- Retail
- Hotels
- Public facilities
- Corporate spaces



Impedance:



Voltage:



System specifications:

Speaker type		2-way coaxial
Max. Power		60 W
RMS Power		30 W
Line Transformer Tappings	1	24 W / 417 Ω
	2	12 W / 833 Ω
	3	6 W / 1667 Ω
Sensitivity (1W/1m)		86 dB
Frequency	Response (\pm 3 dB)	130 Hz - 20 kHz
Sound Pressure (Max. W/1m)		101 dB
Crossover	Type	Passive built-in
Impedance		8 Ω
Connectors		4-pin Euro Terminal Block
Drivers	HF	1"
	MF	4"
	LF	4"

Product Features:

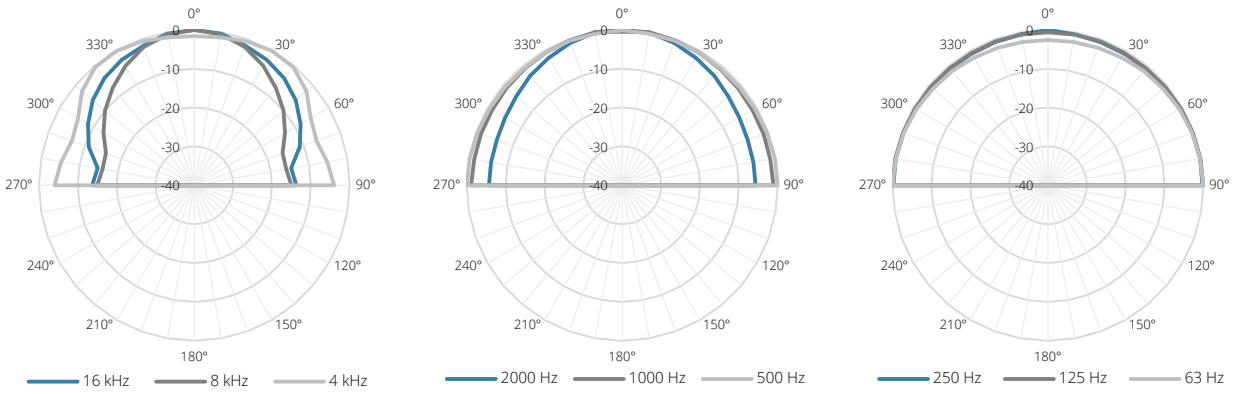
Dimensions	205 x 182 mm (\emptyset x D)
Weight	1.900 kg
Construction	ABS
Mounting	4 Screws clamps
Front finish	White steel grill
Cut-out measurement	167 mm (\emptyset)
Built-in depth	175 mm
Colours	White (RAL9010)

Architects' and Engineers' Specifications:

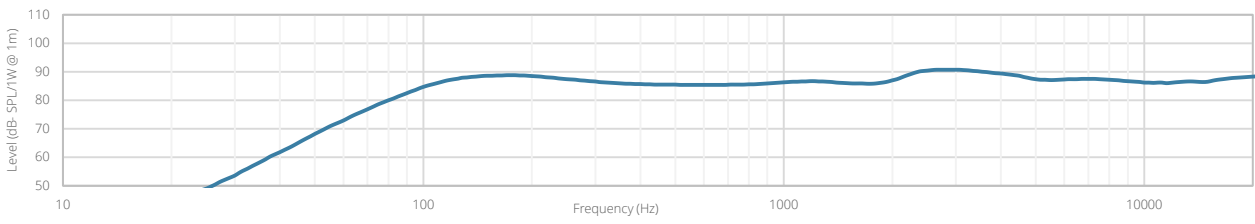
The ceiling mount loudspeaker shall be a 2-way coaxial type equipped with a 4" low frequency driver and a 1" tweeter installed in a ported enclosure and fitted with a line transformer allowing it to be used on both low impedance (8 Ohm) and 100 Volt distributed lines. It shall have an RMS power handling of 30 Watt with a maximum power handling of 60 Watt and the frequency response (± 3 dB) shall range from 130 Hz to 20 kHz. The sensitivity shall be 86 dB when measuring with an input signal of 1 Watt at a distance of 1 meter, while the maximum continuous sound pressure level shall be 101 dB. The nominal dispersion shall be a 155° conical coverage pattern at -6dB (average 100 Hz - 10 kHz). The loudspeaker shall be switchable between 8 Ohm and constant voltage operation, and shall be fitted with a multi-tapping line transformer with tapings for 24 Watt, 12 Watt and 6 Watt including an 8 Ohm bypass. Selection of the power taps shall be done using a rotary switch located behind the front grill. The speakers frame shall be constructed in high quality ABS material which comes available in white (RAL9010) colour and is fitted with a removable steel grill allowing custom painting to make it blend-in with any environment. The rear side of the speaker shall be covered with a steel constructed backcan including a terminal box with strain relief. A 4-pin terminal block connector allows connection and link-and-parallel linkthrough to other speakers. Mounting of the speaker into the ceiling shall be done using a 3-screw Quick-fix installation system. The speaker shall have a diameter of 203 mm, a depth of 182 mm and the weight shall not exceed 1.9 kg. The speaker shall fit in a mounting hole with a cutout diameter of 170 mm and a build-in depth of 170 mm.

Acoustical data graphs:

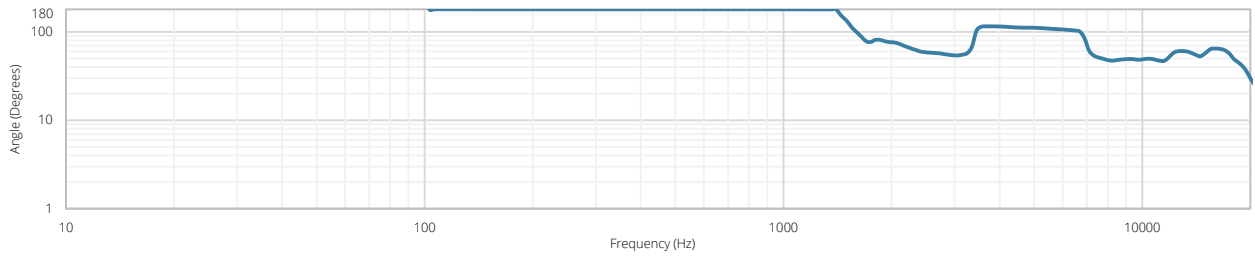
Polars:



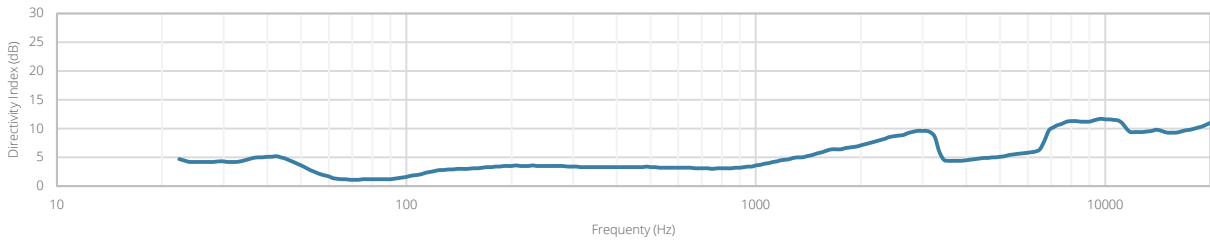
Sensitivity:

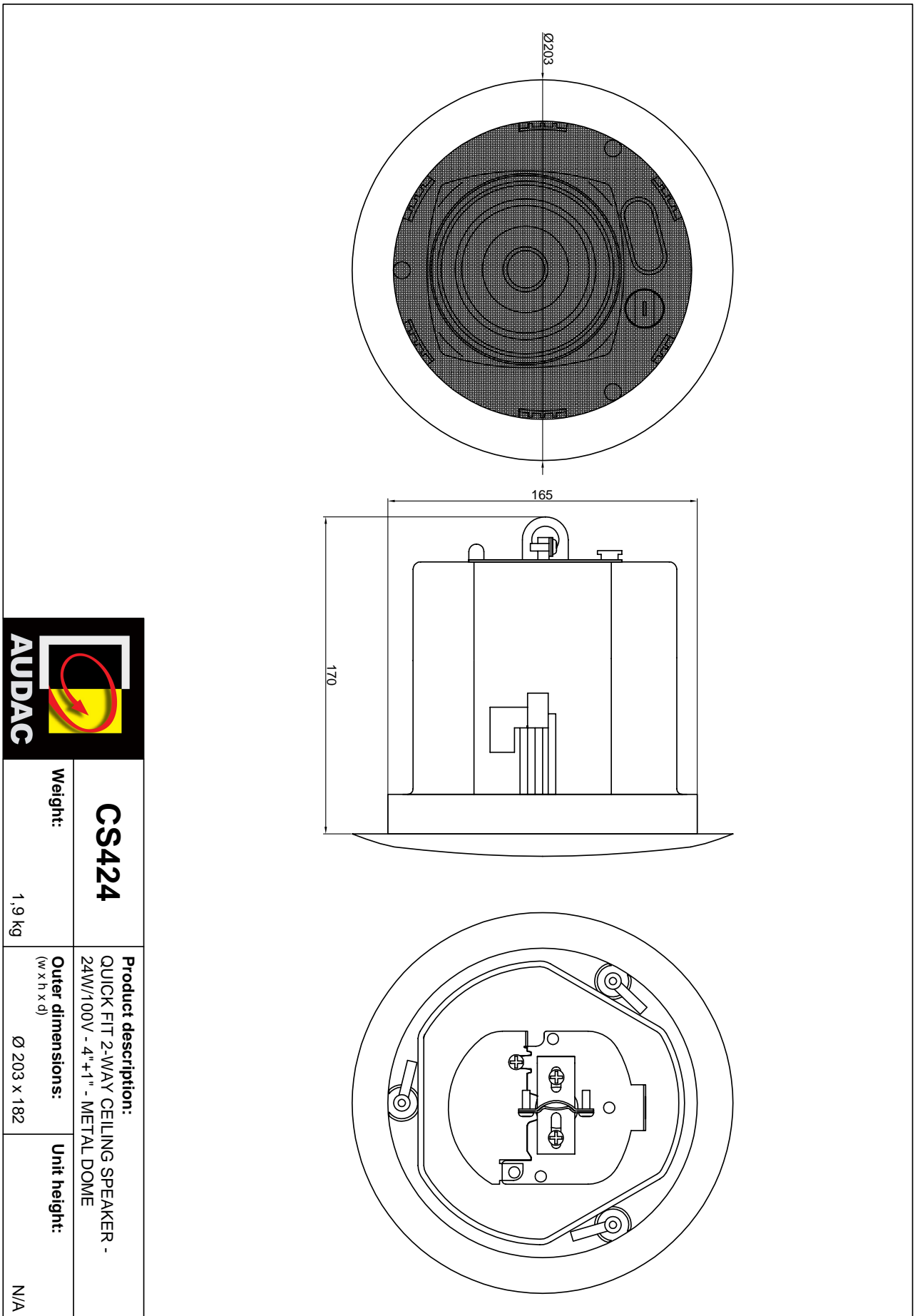


Beamwidth (-3dB):



Directivity index:





<p>CS424</p>	<p>Product description: QUICK FIT 2-WAY CEILING SPEAKER - 24W/100V - 4" +1" - METAL DOME</p>
<p>Weight:</p>	<p>1,9 kg</p>
<p>Outer dimensions: (w x h x d)</p>	<p>$\varnothing 203 \times 182$</p>
<p>Unit height:</p>	<p>N/A</p>