

VINTAGE LUMINAIRE 60W MKII POWERCON

USER MANUAL

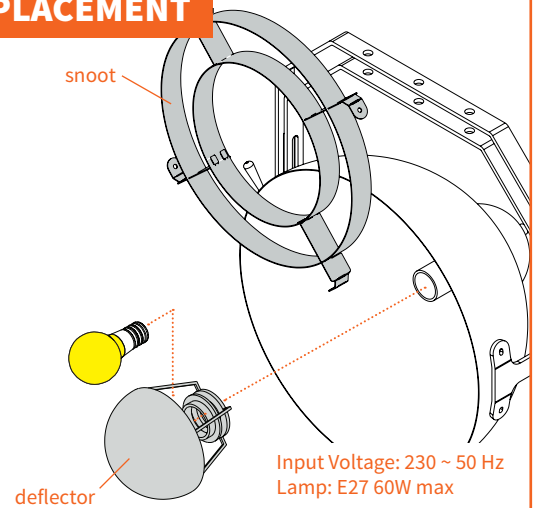
Admiral Staging the Netherlands
www.admiralstaging.com +31 534 301 201

LAMP REPLACEMENT

Step 1
remove snoot
and deflector

Step 2
replace lamp

Step 3
replace snoot
and deflector



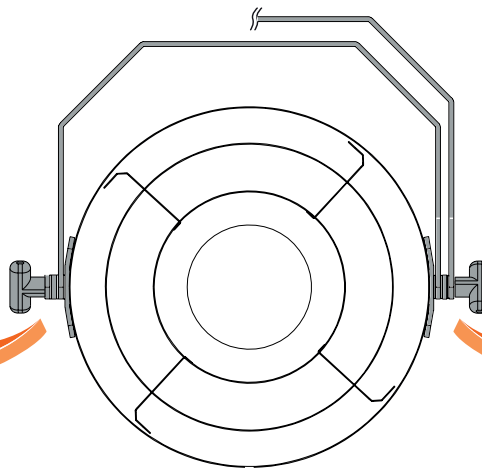
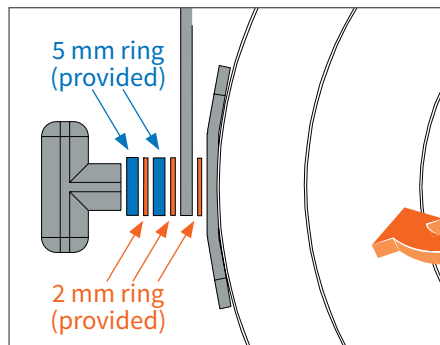
MAINTENANCE

Clean the Vintage luminaire with a cloth and a soft detergent. Please do not use aggressive cleaning agents such as solvents and/or corrosive substances. After cleaning the product, dry it with a soft cloth. For safety reasons, the product must be checked regularly for dirt, damages, loss and corrosion. By wear and or mis-sing of the proper components this product should be immediately taken out of service. Consult your supplier for advise.

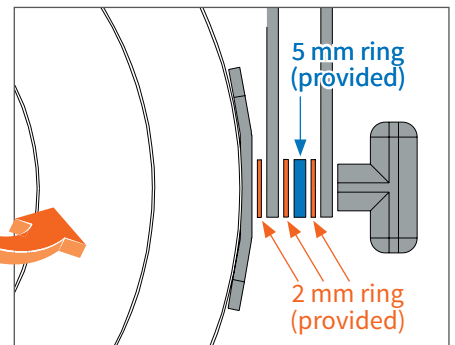
Repair / maintenance is only permitted by a qualified person. In case of doubt, consult your supplier.

ASSEMBLY

SINGLE BRACKET

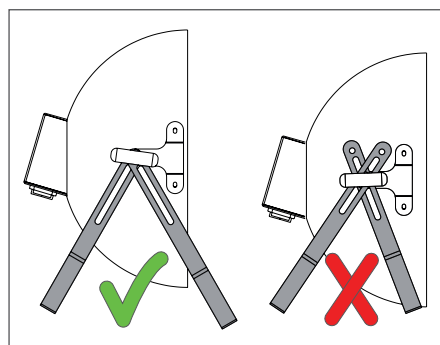


DOUBLE BRACKET

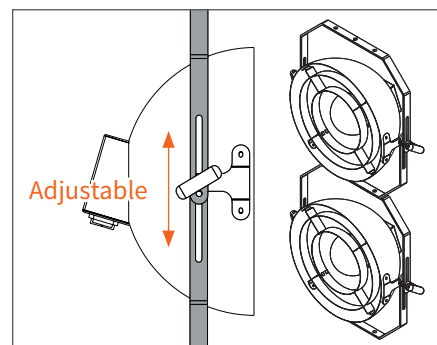


BRACKET USE

AS FLOORSTAND



AS HANGING BRACKET



FOR STORAGE

