

# LUCAS NANO 608i

**BEST OF ALL. IN ONE >**



## > **LUCAS NANO GOES IPAD!**

LUCAS NANO 608i, the world's first all-in-one PA, features an integrated eight-channel digital mixer which is iPad-enabled for ultra-convenient wireless access. Professional-grade EQs, compressors and reverb effects serve as powerful sound-shaping tools.

Groundbreaking Multicell Transformer technology allows the tweeter to deliver crystal-clear response and enough superior top end to cover even large rooms, while the remarkably light subwoofer's enclosure features Anti-Resonance Bracing tuned to deliver rich, thick low-end response.

All this comes at the sensationally low weight of 16.3kg, in an ingeniously portable chassis designed to be carried in just one hand.

- 130dB max. SPL
- Two satellites with 4.5" broadband woofer and 1" tweeter
- Active 10" subwoofer
- Integrated iPad-enabled eight-channel digital mixer
- 8 Inputs (Inputs 1 and 2 with phantom power)
- 7 reverb presets
- Bluetooth Audio Streaming
- S-Connect pole for cable-free connection (sold separately)
- Power: 460 watts
- Bass down to 43Hz
- Just 16.3kg

Free LUCAS NANO REMOTE app  
for iPad:







Bluetooth icon | Green LED display | Power button

**Rev/Aux**

1 small A	5 large A	1
2 small B	6 large B	2
3 medium A	7 slap	3
4 medium B	8 Aux Send	3

Master

Mix

CH 3/4 Thru

Sub L Balance R

1 2 3 4 5/6 7/8

L/Mono R

Mute L R

Out-J L R

Footswitch Rev. on/off Aux Send

Link In/Out Connect a 2nd LUCAS HAND

Detailed description: This image shows the front control panel of a professional audio mixer. At the top center is a circular metal cover with the 'HK' logo. Below it, the panel features five sets of input controls, each with a 'Rev/Aux' knob and a 'GTR' (Guitar) button. To the right of these inputs is a 'Rev/Aux' section with a legend for eight different input types (1-8) and a 'Master' volume knob. Further right are 'Mix' and 'CH 3/4 Thru' knobs, and a 'Sub Balance' section with 'L' and 'R' sliders. At the bottom, there are four 'PUSH' buttons labeled 1-4, followed by '5/6' and '7/8' input sections with 'L/Mono' and 'R' jacks, and a 'Mute' section with 'L' and 'R' buttons. On the far right, there are 'Out-J' (L and R) jacks, a 'Footswitch' section with 'Rev. on/off' and 'Aux Send' jacks, and a 'Link In/Out' section with 'Connect a 2nd LUCAS HAND' jacks. A Bluetooth icon, a green LED display, and a power button are located at the top right of the panel.

Contour controls with two different styles of sound shaping EQ

Channels 3 and 4 can be stereo linked

Channel 7/8 is ready for high quality Bluetooth audio streaming

LED shows Bluetooth connection status (audio streaming and/or remote control)

Master Volume controls the overall level of the system

Rev/Aux knobs to adjust the amount of reverb on each channel

Choose between 7 different reverb presets, or deactivate the reverb to use an external FX unit instead

Input select switches for Mic, Instrument (e.g. guitar or bass) or Line level signals (e.g. keyboards)

Sub controls the subwoofer's level; Balance adjusts the relative levels of the left and right channels

Gain/Volume control for every channel. Clip LED shows input overloads

Connect a footswitch to remotely switch reverb on or off. This jack can also be used to connect an external FX unit or to build an individual monitor mix

8 inputs for a variety of connections

The Link port is used to connect a second LUCAS NANO for a Twin Stereo setup



Phantom Power for channels 1 and 2: useful for connecting condenser mics or active DI boxes

The free LUCAS NANO REMOTE app for iPad offers many additional mixing features. Switch Remote Control to On to connect an iPad

Toggles between mono and stereo system setups



# LUCAS NANO REMOTE

03\* The Chickenfields - Pub Line Up



SCENES

SETUP

EDIT



1



Mary



EDIT



2



Pete Guitar



EDIT



3



Pete Mic



EDIT



4



Paul Mic



EDIT



5/6



Paul Keys



EDIT



7/8



Playlist #3



EDIT



Rev



EDIT



Master

DIM



# THE MIXER PAGE

Opens the respective Channel Page for access to features like EQ and compressor

When a fader is touched, its EDIT button turns into a level display

This icon shows which input source has been selected for the relevant channel  
Tap it to mute/activate the channel

LED meter shows post fader signal, depending on the system's Gain/Volume levels

Shows the name of the current Scene

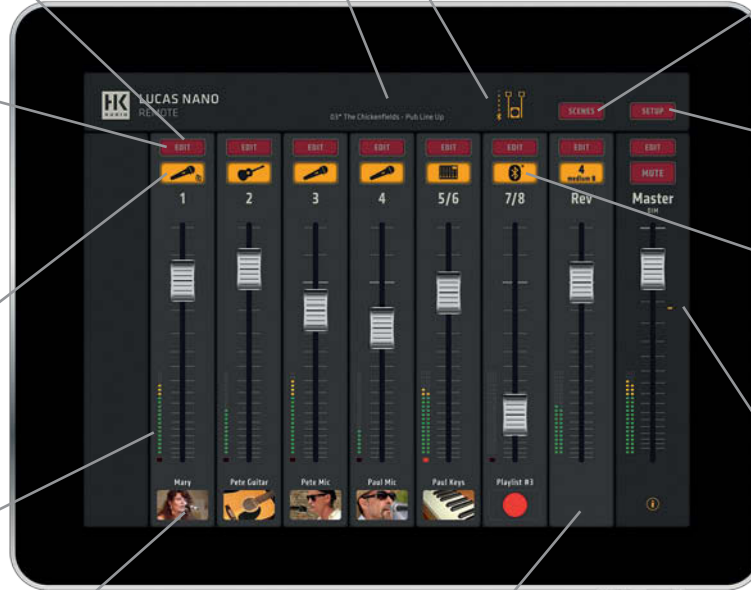
Shows the current system configuration (mono or stereo) and indicates the Bluetooth signal strength between iPad and LUCAS NANO 608i

Opens the Scenes menu to load/save mixer scenes

Opens the Master Page to access the 7-band Master EQ and the Reverb section

Channel 7/8 can also be used for Bluetooth audio streaming

The yellow marker shows the position of the Master volume knob on the 608i system.  
Use the app's Master fader to remotely control the level up to the level set on the 608i unit



Use the iPad camera to personalize the mixer by assigning photos to each channel

Rev/Aux fader controls the output level of the internal reverb engine



# LUCAS NANO REMOTE

03\* The Chickenfields - Pub Line Up




MIXER

SETUP

EDIT



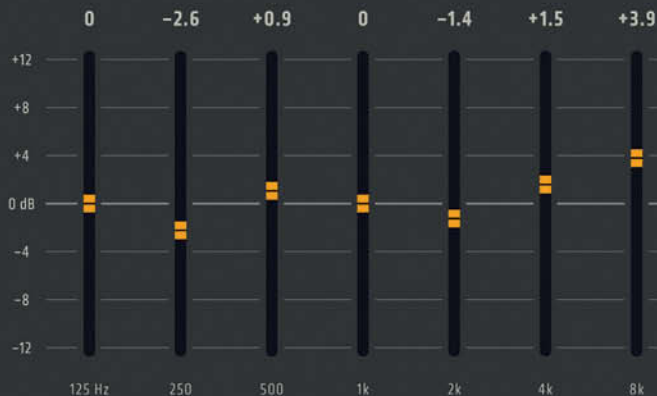
1



Mary



## Master



EQ



Balance




Sub

EDIT

MUTE

Master  
DIM



## Rev/Aux

- 1 small A
- 2 small B
- 3 medium A
- 4 medium B
- 5 large A
- 6 large B
- 7 slap
- 8 Aux Send



Mary



Pete Guitar



Pete Mic



Paul Mic



Paul Keys





# THE MASTER PAGE

Clicking on the HK Audio logo always takes you back to the Mixer Page

7-band graphic Master EQ. Drag the sliders to correct any unwanted frequencies or to adjust the overall sound to best fit your venue

Returns you to the Mixer Page

Opens the Setup window for general preferences

The left-hand column always gives access to the currently selected mixer channel

Use the red arrows to scroll through the channels

The yellow button shows the currently selected reverb preset, while the yellow marker underneath shows position of the Preset Select knob on the hardware itself

Overview for the reverb settings of all channels – lets you perform quick reverb adjustments on the fly

Gives you on-screen help for the page you're currently in



Corresponds to the Balance and Sub knobs on the LUCAS NANO 608i. The yellow markers show what all yellow markers in this app show: the position of these knobs on the hardware itself



LUCAS NANO  
REMOTE

03\* The Chickenfields - Pub Line Up




MIXER

SETUP

+0.1 dB



1



Mary



Contour



Panorama



Rev/Aux

Equalizer

LOW CUT



Low



LowMid



HiMid



High

EQ

Compressor



Intensity




Gain Reduction

COMP

EDIT

MUTE

Master  
DIM



# THE CHANNEL PAGE (IN EASY MODE)

The Panorama control allows you to adjust levels between the left and right speakers

Controls the amount of reverb on the selected channel

Move the Contour knob to shape the sound

Setup window for general settings, like toggling between Easy and Expert modes

Use the red arrows to scroll through the mixer channels, or simply swipe the iPad screen left or right

In Easy mode the sound can be modified with an easy to operate 4-band EQ

Activates the Low Cut Filter to reduce unwanted low frequencies

The EQ is activated when the button is lit. Press and hold the button for two seconds to reset the EQ to the default factory settings

One-knob Compressor: Intensity adjusts the amount of compression and leads to a fatter and tighter sound

Indicates the amount of gain reduction. The more LEDs lit, the more compression is applied





LUCAS NANO  
REMOTE

03\* The Chickenfields - Pub Line Up




MIXER

SETUP

+0.1 dB



1



Mary



Contour A20

A 

 B

Panorama C

L 

 R

Rev/Aux 4.0

0 

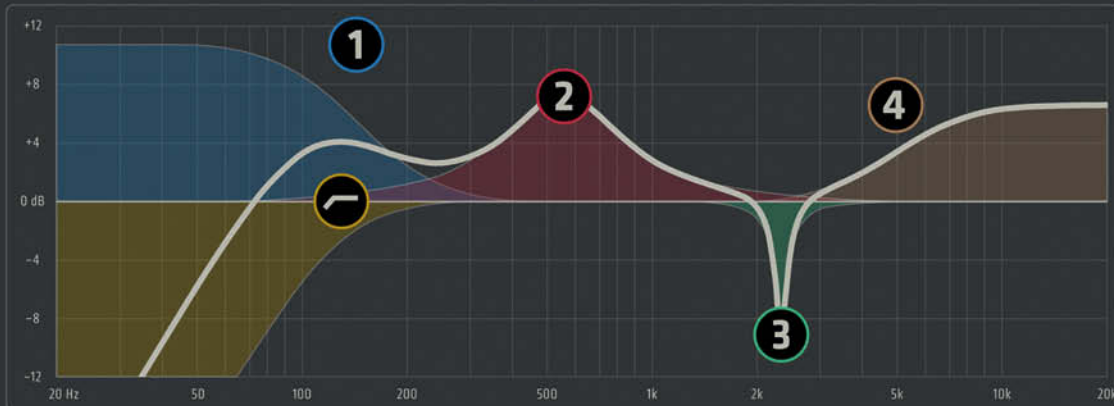
 10

PRESETS

EDIT

MUTE

### Equalizer



LC 130 Hz

**1** 144 Hz

LF +10.7 dB

**2** 564 Hz

LMF +7.3 dB

1.0 Q

**3** 2.3k Hz

HMF -9.1 dB

8.8 Q

**4** 5.5k Hz

HF +6.6 dB

EQ

### Compressor

Attack (ms) 27

Ratio 3.9:1

Threshold (dB) -16.1

COMP

Release (ms) 84

Knee 8.6

hard 

 soft


Gain (dB) +1.9

Gain Reduction

●●●●●●●●

2015 12 9 7 5 4 3 2 1

Master  
DIM



# THE CHANNEL PAGE (IN EXPERT MODE)

Move the Contour slider for sound shaping

Panorama sets the signal balance between the left and the right speakers

Controls the amount of reverb on the selected channel

Opens the Preset load/save menu to store and recall channel settings

Use the red arrows to scroll through the mixer channels, or simply swipe the iPad screen left or right

Activates the adjustable Low Cut Filter to reduce unwanted low frequencies



Touch an EQ band ring to 'draw' your desired settings. Multi-touch works here, meaning that several bands can be drawn simultaneously. You can also use the iPad's two-finger pinch operation to tweak the Q-factor slope

The EQ button activates the whole EQ section. Nevertheless, each EQ band can be activated/deactivated separately via its own button or a double-tap on the relevant ring

Professional compressor section with in-depth parameters

Tapping the EQ band section underneath opens a parameter box that features large sliders for more precise adjustments. The EQ curve will then follow these settings

## TIPS & TRICKS

### STORE AND RECALL YOUR SETTINGS

You can save all your settings at any time, which means you're always ready for the next show. Just reopen them with the touch of a button whenever you need them. Plus, you can share your favorite channel presets with your bandmates.

The LUCAS NANO REMOTE app also works offline, meaning you can explore all the extended features and plan all your settings from the comfort of your home.

### A CHOICE OF REVERB

LUCAS NANO 608i features seven eminently usable reverb presets – all of which work well in a range of musical contexts. Plus, if you would rather use your own external reverb unit, you can.

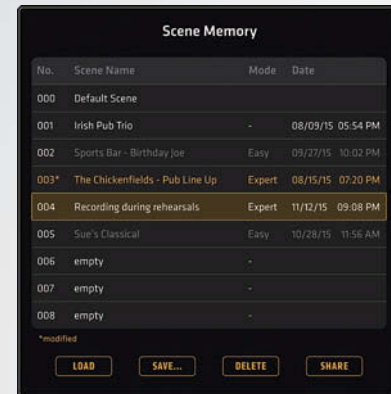
### PERSONALIZE YOUR MIXER

Name your channels any way you like, and use the iPad's camera to take photos and make channels identifiable at a glance! With LUCAS NANO REMOTE, you'll always know who's playing on which channel at all times.

### THE SHOW MUST GO ON!

It's important to stress that LUCAS NANO 608i is still a complete all-in-one PA – even without the LUCAS NANO REMOTE app for iPad!

If you forget your iPad or break it during the show, or if you're playing so many encores the battery simply runs out: you still have control over all the vital LUCAS NANO 608i functions via the on-board mixer. So, finishing the show in style will be no problem at all!



Incidentally, all the knobs on the LUCAS NANO 608i unit itself always override the app settings. This means that whenever you twist a knob on the 608i, the corresponding knob in the app will be picked up and will follow suit.

### HOW TO REMOTE CONTROL LUCAS NANO 608i

LUCAS NANO 608i and the LUCAS NANO REMOTE app for iPad communicate via Bluetooth.

Connecting is done in just three simple steps:

1. Set the Control Mode switch on the LUCAS NANO 608i to Remote
2. Launch the iPad's 'Settings' app and activate Bluetooth
3. Select the LUCAS NANO 608i in the iPad's Bluetooth Devices list

Now the LUCAS NANO 608i is ready for wireless mixing.

### SAFE CONNECTION

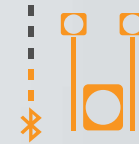
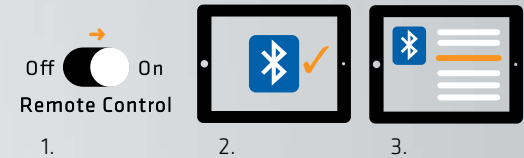
Just to make sure you're always in the know about your connection strength, we've implemented a very useful tool: the NANO STATUS icon with included Bluetooth signal strength meter. This little helper always indicates the connection strength between your iPad and the LUCAS NANO 608i.

### BLUETOOTH AUDIO STREAMING

Channel 7/8 is ready to stream audio from all your compatible devices. Simply set the input selector to the right and off you go.

### BLUETOOTH OPERATION RANGE

Depending on the location and setup, this could be anything from around 10 to 50 meters – more than enough for the vast majority of applications.



*Note: LUCAS NANO 608i can only be connected to one Bluetooth device at a time. This means that if you are using the LUCAS NANO REMOTE app for iPad, any simultaneous Bluetooth audio streaming must be done with the same iPad.*

## ***THE NEXT GENERATION OF CROSSOVER PA***

With LUCAS NANO 600, HK Audio created the world's first crossover PA: a system that combines the specific advantages of a number of different loudspeaker formats in a single PA system.

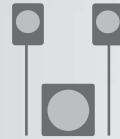
Like its brother, LUCAS NANO 608i is a genuine crossover PA – with no compromises:



The superior far-reaching, high-frequency projection you would only expect from a premium fullrange cabinet.



The elegant, lightweight and space-saving appearance you only know from streamlined column systems.



The powerful bass you are accustomed to from a heavyweight wooden subwoofer.

---

In true LUCAS NANO style, the world's first crossover PA shines with the flexibility of numerous system build options: use it in mono, stereo and twin stereo setups.




## ***THE ART OF GERMAN ENGINEERING***

The phenomenal acoustical advantages of the crossover PA are possible thanks to a bunch of innovative technologies developed by HK Audio.

These include the pioneering Multicell Transformer (MCT), which delivers the quality performance of a large high-frequency horn at a fraction of the size. What's more, the MCT guarantees the acoustically flawless coupling of the two satellites in a mono column format.


Then there's the ingenious Anti-Resonance Bracing (ARB), which ensures that the subwoofer uncompromisingly converts every single watt of power into pure low-end energy.



Multicell Transformer



Cross section: LUCAS NANO 608i satellite



Cross section:  
LUCAS NANO 608i subwoofer

## LUCAS NANO 608i SETUP OPTIONS




Compact Mono



Mono



Stereo



Twin Stereo



Free LUCAS NANO  
REMOTE APP

## ***THE 'JUST-ONE-HAND' TRANSPORT CONCEPT***

The LUCAS NANO family stands for professional sound to go.

With LUCAS NANO 608i, that concept has been taken to extremes: a fully developed PA system with integrated reverb effects and state-of-the-art mixing features that weighs a mere 16.3kg and can be carried in just one hand!



The conventional way



The LUCAS NANO way

## **THE EXTRA BENEFITS OF THE LUCAS NANO REMOTE APP FOR IPAD**

With its on-board eight-channel mixer and its healthy number of knobs, LUCAS NANO 608i offers sufficient inputs and controls for any kind of smaller gig and other applications. All the functions can be adjusted directly on the hardware.

But with the LUCAS NANO REMOTE app, you enter a completely new world. The world of remote control. You don't just get to remote control all of the LUCAS NANO 608i's physical controls – you also get access to all the great extra DSP tools underneath the LUCAS NANO 608i's front lid.

Using an iPad to run the free LUCAS NANO REMOTE app will give you a whole bunch of additional features:

	<b>LUCAS NANO 608i</b> on-board mixer	<b>LUCAS NANO REMOTE App</b> Easy Mode    Expert Mode	
Gain/Volume knob	x		
Input Select switch	x		
Clip LED	x	x	x
Level metering		x	x
Large Fader w/ Mute button		x	x
Channel name + photo		x	x
Contour EQ	x	x	x
Reverb Send	x	x	x
Panorama		x	x
Low Cut Filter w/ fixed frequency		x	
Adjustable Low Cut Filter			x
4-band Easy EQ		x	
4-band parametric "finger draw" EQ			x
One-knob Easy compressor		x	
Fully-fledged Pro compressor			x
Reverb Preset Selector	x	x	x
Reverb Channel w/ Fader and Mute		x	x
Master Sub Level control	x	x	x
Master Balance control	x	x	x
Master Volume control	x	x	x
Master Volume level metering		x	x
Master 7-band Graphic EQ		x	x



# ACCESSORIES

---



**Mono Stand Add-on**



**Stereo Stand Add-on**



**Desk/Wall Mount**



**Roller Bag**



**Link Cable**



**Pole Mount Adapter**



**S-Connect Pole LN**  
cable-free connection

# TECHNICAL DATA

## LUCAS NANO 608i

	SINGLE	TWIN
Max SPL peak*	124dB	130dB
Mid/high unit dispersion pattern, horizontal/vertical	90° x +10°/-45°	90° x 60°
Output power system	80 watts @ 8 ohms	160 watts @ 4 ohms
Frequency response	175Hz - 22kHz	175Hz - 19kHz
Maximum SPL, @ 10% THD	119dB	124dB
Low/ Mid Speaker	1 x 4,5"	2 x 4,5"
Mid/High Speaker	1 x 1"	2 x 1"
Dimensions (WxHxD)	14,5 x 14,5 x 13,5cm	14,5 x 28 x 13,5cm
Weight	1.2kg	2.4kg
SUBWOOFER		
Max SPL peak*	123dB	
Output power system	300 watts @ 8 ohms / 2 x 80 watts @ 8 ohms	
Frequency response	43Hz - fx	
Maximum SPL, @ 10% THD	120dB	
LF Speaker	1 x 10"	
Dimensions (WxHxD)	35 x 49 x 47cm	
Weight	13.9kg	



\* Half Space

The LUCAS NANO REMOTE app for iPad is available as a free download on the Apple App Store.

Apple, the Apple logo and iPad are trademarks of Apple Inc., registered in the U.S. and other countries. App Store is a service mark of Apple Inc. The Bluetooth® word mark and logos are registered trademarks owned by Bluetooth SIG, Inc.

Features and screenshots are subject to change.



**HK Audio**  
**Postfach 1509**  
**66595 St. Wendel, Germany**

[info@hkaudio.com](mailto:info@hkaudio.com)  
[www.hkaudio.com](http://www.hkaudio.com)

© 2016 Music & Sales P.E. GmbH  
Subject to change without notice, MS D-2835