

A low-angle, dramatic photograph of a musician playing a guitar on the left, with a large, professional-grade speaker system on the right. The scene is lit from above, creating strong highlights and deep shadows. The speaker system is a large, black, horn-shaped unit with a mesh grille. The musician is in silhouette, with their hands and the guitar neck clearly visible against the light. The overall mood is professional and high-energy.

# PROFESSIONAL SPEAKER SYSTEMS

the rules of sound




ENG 2012

RCF invest in a continuous process of constant innovation to guarantee the best possible sound.  
Our heritage in audio combined with our state of the art R&D and manufacturing process allow us to seamlessly integrate all the ingredients to design and build our Professional Audio Products.





**The legendary speakers  
with the right Audio Attitude**



## **NX Series**

A 'modular system' of innovative active loudspeakers designed for professional applications. Modular line array, two way speakers, stage monitors with high class performance for everyday touring.

**Page 8**

## **ART 7 Series**

A multi purpose active speakers range representing the finest example of digital audio design, that offers the best audio choice for a multitude of live sound applications.

**Page 16**

## **ART 4 Series**

The ART 4 series combine the legendary audio quality and toughness of the ART 3 Series with the latest digital amplification technology developed for the ART 7 Series.

**Page 22**

## **ART 3 Series**

Active and passive speakers for live sound reinforcement applications and stage monitoring as well as distributed sound systems for clubs and music venues.

**Page 28**

# Always at the forefront of the audio industry

Established in 1949 in Reggio Emilia, Italy, RCF has, over the years, established itself as a world leader in design, production and marketing of high technology Professional Audio products.

The history of the company started with a parallel development of microphone technology as well as loudspeakers; the early microphone products were highly advanced "Ribbon" designs. This initial development soon followed a natural progression to start the design and manufacture of innovative loudspeaker transducer technology.

RCF transducers soon became legendary and for more than 30 years our woofers, midrange and compression drivers have been used by some very prominent loudspeakers manufacturers worldwide.

During these years we started to design and build active professional loudspeakers. This technology, used at the time by a few manufacturers in the world, instantly repositioned RCF as an international speaker manufacturer.

Thanks to our experience and heritage in transducers manufacturing, we have always preferred to design and construct completely all our own components.

Many years dedicated to research resulted in some notable milestones. RCF was the first company to build a 300 W commercial amplifier in the mid sixties and, in the same period, the first in Europe to have a high level Transducer's Research Centre. During this period we built the first of three anechoic chambers that represented one of the focal points of our research and development process.

## 4PRO Series

A line of speaker systems used all over the world at concerts, venues etc. thanks to their quality, flexibility and reliability.

Page 34

## SUB Series

A complete series of subwoofers which can complement any of the Professional full range cabinets. Premium and superior design

Page 38

## Professional Amplifiers

A range of High Current and Extended Dynamic power amplifiers for passive speakers or installed sound reinforcement systems in clubs or live venues.

Page 42

## Accessories

A large variations and selection of specialized accessories designed for each professional speaker series.

Page 44



We are one of only a few loudspeakers manufacturers worldwide who have the ability to completely design and manufacture transducers, speaker systems, amplification, cabinets and control electronics.

Three engineering departments – acoustic, electronic and mechanical – work closely together to offer innovative projects with finite control of each detail, from the loudspeaker voice coil wire to the highly efficient extended dynamic amplifier topology, to the acoustic projects of the cabinets to the mechanic designs for loudspeakers rigging.

Computer aided simulation software is used to assist the understanding of transducer behaviour and amplifier operation together with the relationship of dynamics and transient response.

We utilise state of the art software packages to identify magnetic circuits, voice coil dynamics, suspension linearity, horn dispersion simulation, crossover filters, amplifier thermal behaviour etc.

## Transducers

RCF transducers have always represented the ultimate performance, the highest power handling and the most advanced technology, thanks to the purity of sound combining the absence of distortion and the ability to withstand high power levels over a long period of time.

RCF has developed a unique voice coil, combining the advantages of inside/outside technology to the superior quality of polyimide materials.

The inside/outside coil offers many advantages such as double dissipation surface and best mechanical resistance. Today we continue to push the boundaries with new designs and materials (Neodymium, Kevlar, Mylar carbon fibre, titanium), to use the most advanced moulding and assembly technologies and to operate the same extensive quality control procedures for delivering the best possible sound.




## Amplification and electronics

RCF professional speakers are powered by the latest generation of RCF Class D amplifiers, complete with built-in DSP to handle the crossover and limiting functions.

These amplifiers are full Class-D and feature a PWM design to deliver over 90% efficiency, they feature highly advanced switch mode power supply with active power factor correction.

This results in an amplifier capable of delivering a very high long term output with exceptional headroom, coupled with excellent dynamic range.

Exceptional audio performance with accurate transient response is always available, even in the most demanding situations.




## Manufacturing

In RCF, technology stands side by side with craftsmanship. Along with the most advanced production technology an impressive staff of skilled workers builds and check every component of our products.

In the transducer department every compression driver and low frequency transducer is hand made and carefully checked for the optimum result.

We now manufacture the cabinets for our loudspeakers in our in-house wood shop. We choose the best Baltic Birch wood and cut it with the most advanced Computer Numerical Controlled machines in order to achieve maximum precision and quality. A team of expert wood workers hand-finish every cabinet before the painting process.

The final loudspeaker assembly is made with the maximum care in every detail in order to deliver a perfect, state of the art product.



# Touring solutions

The NX Series is a 'modular system' of innovative active loudspeakers specifically designed to be the everyday tool for rental companies and professional musicians. The NX range comprises line array module, two-way monitors suitable both for PA systems and monitoring applications and high power subwoofers





## CABINETS

All cabinets are made in Baltic Birch and heavy duty painted to withstand the life on the road and offers a wide range of practical mounting hardware, such as rubber coated aluminium handgrips and fly tracks inserts, to cover all aspects of system integration, which assist in the overall simple and effortless system set-up.

The reflex porting has been resized to offer a better efficiency and reduced distortion.




## AMPLIFIERS

The NX line array and the 2-way speakers are equipped with a new generation of digital amplifiers delivering very high output, extremely low distortion and incredibly natural sound.

The NX S25-A and S21-A include a high output 1000 W digital amplifier. We developed a state of the art digital amplification topology to perfectly match the transducers in each model, the result is a perfectly optimized loudspeaker series, which provides high-end audio coverage even at extreme sound pressure levels, unmatched reliability and acoustic compatibility across the whole series.

All amplifiers present soft peak limiter, thermal and RMS protections.





## TRANSDUCERS

All the NX range feature custom designed drivers, individually designed for each cabinet.

Cutting edge transducer technology is used across the range:

- Direct drive voice coil assembly
- Inside/outside voice coils
- Edge wound voice coils

All combine to give unrivalled sonic and thermal performance.





## NX L23-A

ACTIVE LINE ARRAY MODULE  
750 W, 12", 3x1"

A very compact, active, two-way line array loudspeaker module that delivers extraordinary power handling, clarity, flexibility and great sound in a compact, easy to handle and affordable package.

The 750 Watt Class-D amplifier module accurately matches the high quality analogue signal input board with precise, complex filter response that result in the natural, detailed reproduction of the best radiating designs.  
The NX L23-A is the ideal choice when line array performance is needed and a fast and easy set up is a must.

## NX S21-A

ACTIVE HIGH POWER SUBWOOFER  
1000 W, 21"

Compact and powerful, the NX S21-A offers the performance of a 21" subwoofer in a package not much larger than a typical 18" sub.

The 21" massive neodymium magnet low frequency transducer is front-loaded and delivers an astonishing precise bass punch for any kind of application.

## NX S25-A

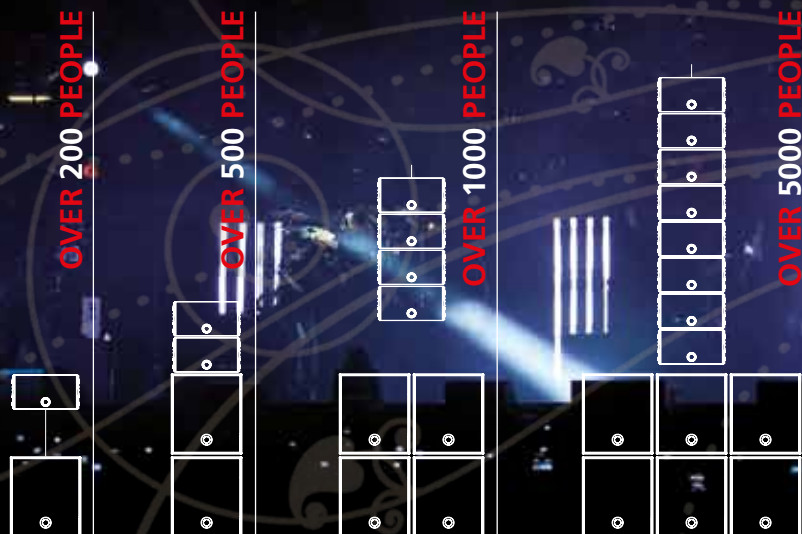
ACTIVE HIGH POWER SUBWOOFER  
1000 W, 2x15"

The NX S25-A is a vented, high output, active subwoofer system where the solid sound of a dual 15" woofer is desired.


This subwoofer is optimally designed for portable or installed applications and it is engineered to complement full-range loudspeakers in a wide range of PA applications.



# CONCEIVED TO BE MODULAR



*The NX L23-A array modules couple to each other with angles from 0 to 15 degrees. It is possible to fly up to 8 modules per side.*



# PERFECT LISTENING



The newly designed coaxial neodymium transducers guarantee an outstanding audio quality and definition as well as an extremely lightweight of the final system.

The advantages of the coaxial transducers are the maximum gain before feedback and, thanks to the coherent single spherical wave front with a perfect dispersion control, a perfect listening in every position.

The NX Coaxial Stage Monitors are provided with brand new digital amplifiers with powerful DSP processing.

A 400 W module that delivers 300 W for the low frequencies and 100 W for the high frequencies powers the NX 10-SMA. The NX 12-SMA and NX 15-SMA are equipped with a 700 W amplifier, 500 W feed the low frequencies and 200 W are used for the high frequencies.

NX Series maximum flexibility philosophy has been maintained for these products; it is possible, in fact, to use the NX 10-SMA, NX 12-SMA and NX 15-SMA as a portable PA system, thanks to the rugged powder coated steel pole mount installed on the side.

Cabinets are made in Baltic Birch plywood, finished with an extremely resistant paint for an extensive use on the road. An ergonomic side handle, integrated with the input panel, is provided for an easier transport.

## NX 10-SMA

### ACTIVE COAXIAL STAGE MONITOR

400 W, 10", 1"

The NX 10-SMA is equipped with new high power 400 W digital amplifier and a newly designed 10 " coaxial neodymium transducer that guarantees outstanding audio quality and definition as well as an extremely lightweight of the final system.

The NX 10-SMA can be also used as a portable PA system, thanks to the rugged powder coated steel pole mount installed on the side. In order to control the response of the speaker in such different applications, RCF has incorporated two special Equalization Modes:

- Floor, for stage monitoring;
- Free Field, for the use of the speakers as a stand-alone PA system.

Cabinet is made in Baltic Birch plywood, finished with an extremely resistant paint for an extensive use on the road. An ergonomic side handle, integrated with the input panel, is provided for an easier transport of the speaker.

## NX 12-SMA

### ACTIVE COAXIAL STAGE MONITOR

700 W, 12", 1"

The NX 12-SMA is equipped with new high power 700 W digital amplifier and a newly designed 12" coaxial neodymium transducer that guarantees outstanding audio quality and definition as well as an extremely lightweight of the final system.

The NX 12-SMA can be also used as a portable PA system, thanks to the rugged powder coated steel pole mount installed on the side. In order to control the response of the speaker in such different applications, RCF has incorporated two special Equalization Modes:

- Floor, for stage monitoring;
- Free Field, for the use of the speakers as a stand-alone PA system.

Cabinet is made in Baltic Birch plywood, finished with an extremely resistant paint for an extensive use on the road. An ergonomic side handle, integrated with the input panel, is provided for an easier transport of the speaker.

## NX 15-SMA

### ACTIVE COAXIAL STAGE MONITOR

700 W, 15", 1"

The NX 15-SMA is equipped with new high power 700 W digital amplifier and a newly designed 15" coaxial neodymium transducer that guarantees outstanding audio quality and definition as well as an extremely lightweight of the final system.

The NX 15-SMA can be also used as a portable PA system, thanks to the rugged powder coated steel pole mount installed on the side. In order to control the response of the speaker in such different applications, RCF has incorporated two special Equalization Modes:

- Floor, for stage monitoring;
- Free Field, for the use of the speakers as a stand-alone PA system.

Cabinet is made in Baltic Birch plywood, finished with an extremely resistant paint for an extensive use on the road. An ergonomic side handle, integrated with the input panel, is provided for an easier transport of the speaker.





# FLEXIBLE PHILOSOPHY

## **NX M12-A** III

**ACTIVE TWO-WAY MONITOR**

**750 W, 12", 1"**

The NX M12-A is a compact two-way multipurpose loudspeaker system designed to deliver maximum performance for its weight and size as both a stage monitor and a front of house main PA.

It is equipped with a new 750 Watt digital amplifier and premium transducers components.

The low frequency section is a 12" woofer with a 3.0" voice coil diaphragm while the high section is a ceramic compression driver mounted to a constant directivity horn.

## **NX M15-A** III

**ACTIVE TWO-WAY MONITOR**

**750 W, 15", 1"**

The NX M15-A is a high-efficiency, high output, two-way, wide dispersion active sound reinforcement system.

It benefits from the integration of 750 Watt digital amplifier power, control electronics and premium transducers components such as the 15" woofer with 3.5" high power voice coil.

The NX M15-A is the perfect balance between size and performance and it is smaller and lighter without compromising on performance.

All the NX Series is equipped with a newly designed professional digital amplifier. Class D advanced technology, integrated heat-sink for best thermal dissipation. The unique PFC digital power supply is designed to offer a full voltage supply from any type of plug available.

A comfortable die cast aluminium handles with rubber grip and a large variety of mounting/flying options are available for the NX cabinets. Provides the best versatility in every day touring situation.



# POWER REVOLUTION

NX is a series of innovative active loudspeakers designed for many applications.

The NX series is the solution for rental companies and professional musicians.

## NX M22-A

**ACTIVE TWO-WAY MONITOR 750 W, 12", 2"**

The NX M22-A is a compact, high output, two-way multipurpose loudspeaker system designed to deliver maximum performance. For its weight and size it is ideal as stage monitor and a front of house main PA in small systems.

It is equipped with a new 750 Watt digital amplifier and premium transducers components.

The low frequency section is a 12" woofer with a 3.0" voice coil while the high section is a powerful neodymium 2.0" compression driver mounted to a constant directivity horn.

## NX M25-A

**ACTIVE TWO-WAY MONITOR 750 W, 15", 2"**

The NX M25-A is a high-power, high output, two-way, wide dispersion active sound reinforcement system. The large format compression driver deliver a superior output and offer unique vocal clarity and extremely low distortion.

It benefits from the integration of 750 Watt digital amplifier power, control electronics and premium transducers components. It is specially equipped with a 2.0" compression driver featuring a 3.0" size aluminum voice coil. The 15" woofer is powered by a 3.5" high power voice coil.

The NX M25-A is the perfect tool for heavy duty professional applications.



# Evolution in technology, Revolution in sound

## COMPONENTS

All the transducers in the ART 7 Series speakers feature new RCF Precision Transducers in order to guarantee a better performance and make for easier and lighter transportation.

A brand new 2.5" compression driver has been specially developed to reproduce high frequencies in ART 722-A and ART 725-A models, while two new high power 12" and 15" woofers have been made for the ART 902-A and ART 905-A active subwoofers.

The compression drivers and Transducers are precision built, taking advantage of RCF's superior moulding, assembly technologies and a wealth of professional knowledge and experience dedicated to achieving extremely high standards.

## AMPLIFIERS

All ART 7 series two way speakers are equipped with the new generation digital amplifiers. The result is a very high output, extremely low distortion and an incredibly natural sound.

Each amplifier presents both XLR/Jack (Combo) balanced inputs, XLR output link, volume and a switchable EQ Mode (Flat/Boost). The amplifier features a solid mechanical aluminium structure, which not only stabilizes the amplifier during transportation, but also assists in the heat dissipation.







reddot design award  
winner 2009

The red dot design award is a large and coveted international product design prize awarded by the Design Zentrum Nordrhein Westfalen in Essen, Germany. The aim of the prize is to honor outstanding design quality and trendsetters. Since 1955, designers and producers can apply for the prizes with the winners being presented in an annual ceremony. Winning products are presented in the red dot design museum on the premises of the Zollverein World Cultural Heritage site in Essen.




## CABINETS

The new loudspeakers design looks aggressive whilst retaining the familiar ART ergonomics and is the result of an extensive combined functional and acoustic research.

The cabinets of the two-way models are moulded in a special polypropylene composite material and are designed to dampen down vibrations even at maximum volume settings. The reflex porting has been resized to offer a better efficiency and all models are equipped with ergonomically designed forged aluminium handles with rubber handgrip for a better portability.

At the bottom a rugged stainless steel pole mount has been installed.

The new cabinet shape allows every ART 7 Series speaker to be used in the standard configuration as well as in stage monitor mode.





## ART 710-A MK II

700 W, 10", 1", ACTIVE TWO-WAY SPEAKER

Your tour schedule is fixed and most of the venues are small and crowded places?

The ART 710-A is what you need: an extremely compact and powerful speaker capable of delivering an astonishing power of 129 dB.

Thanks to its size and to the aluminium top handle with rubber handgrip it can be easily transported and stored everywhere.

## SMALL

All ART 7 Series speakers amplifiers are mounted on an aluminium plate that integrates the rubber coated aluminium top handle. This structure design results in a stronger and easy to transport cabinet.

The back shape of the cabinet is ideal for floor monitoring in left or right position.


The ART 710-A is optimised for use with the high output ART 902-AS active subwoofer for enhanced sound system in large venues.

ART 7 Series cabinets feature two M10 threaded fly points, one at the top one at the bottom, for installation purposes with vertical "U" bracket.

All the speakers of ART 7 Series features steel front grille with a special foam on the inside.

Each ART 7 Series amplifier presents both XLR/Jack balanced inputs and XLR output link.

# SPEAKERS, HIGH OUTPUT



## ART 712-A MK III 700 W, 12", 1", ACTIVE TWO-WAY SPEAKER

You need to amplify some speech, recorded music and finish the show with a live set?

ART 712-A is the answer: a multi purpose speaker that represents the best choice for situations in which a full frequency range with punchy bass and high definition is needed.

The ART 712-A is a very versatile speaker that can be easily used also for monitoring applications.

## ART 715-A MK III 700 W, 15", 1", ACTIVE TWO-WAY SPEAKER

Tired of worrying about the fact that the voice isn't cutting through the mix on the stage?

Well, why not try the ART 715-A as a stage monitor. This is the perfect speaker for live sound situations where you need extra punch in bass reproduction and extremely accurate high frequency response to hear the voice when the band is playing at full throttle.

ART 712-A, 715-A, 722-A and 725-A are equipped with 3 ergonomically designed forged aluminium handles with rubber handgrip – 2 on the sides and one at the top. The reflex porting have been designed and sized to offer the best efficiency in bass reproduction and low distortion.

A rugged powder coated steel pole mount has been installed in all ART 7 Series models. By pushing the Boost button the high and low frequencies are emphasized for a better balance while listening to music at low volume.





## STATE OF ART TECHNOLOGY

All the Art 7 Series is equipped with a newly designed professional digital amplifier. Class D advanced technology, integrated heat-sink for best thermal dissipation. The unique PFC digital power supply is designed to offer a full voltage supply from any type of plug available.

The ND651 is a new high power 2.5" neodymium compression driver that has been specifically developed to reproduce high frequencies in ART 722-A and ART 725-A models.

The large sized constant directivity horn is designed to offer a precise 90° x 60° directivity. The mid high frequencies are transparent, accurate and free from distortion.

# ART 722-A MK III

## 750 W, 12", 2", ACTIVE TWO-WAY SPEAKER

Is the venue for the show bigger than you've expected?  
This is not a problem with the ART 722-A.

Thanks to its wide dispersion 90° x 60° low distortion, constant directivity horn and its linear and precise deep frequency control, it is the perfect solution when you need enough volume power for longer throw application in larger venues.

# ART 725-A MK III

## 750 W, 15", 2", ACTIVE TWO-WAY SPEAKER

Looking for a portable system that delivers a superb house kicking sound?

Then go for the ART 7 Series flagship.

Capable of a maximum SPL of 131 dB the ART 725-A is the ideal for live sound and installed situations.

Thanks to its 15" woofer and a 2" high frequency driver it delivers a clean midrange output, accurate high frequencies and an impressive deep bass.

The ART 725-A is the reference speaker for professionals DJs, bands and rental companies.

# ART 725

## 700 W, 15", 2", PASSIVE TWO-WAY SPEAKER

ART 725 is a passive two-way system with an accurate acoustic design for club installations and live music.

Thanks to the high quality compression driver with a 3" voice coil and the 15" woofer, the ART 725 delivers clear high frequencies, punchy bass and full and precise mid frequencies. The new aluminium rear panel is equipped with Speakon in/out connectors.





## Heritage in sound

### DESIGN

The ART 4 Series is the new addition to the worldwide famous ART series portable speakers from RCF that combine the legendary audio quality and toughness of the ART 3 Series with the latest digital amplification technology developed for the ART 7 Series.

The look of the ART 4 Series mirrors the functionality and aggressive design of the ART 7 Series, whilst the newly designed 400 W digital amplifiers (300 W for the low frequencies and 100 for the compression driver) coupled with the unique RCF transducers technology make the ART 4 Series a cutting edge product, suitable for any portable sound reinforcement applications.





*The cabinet shape allows every ART 4 speaker to be used also in stage monitor configuration.*



## COMPONENTS

The new speakers are equipped with a powerful DSP which manages crossover, EQ., soft limiter, compressor and dynamic bass boost. It controls the ongoing interaction between the audio signal, switch-mode power supply, and PWM output stages, and processes key information concerning the status of the internal signal flow from the input to the speakers monitoring impedance and shuts down in case of short-circuit. The DSP controls the thermal and soft limiters to protect speakers.





## ART 408-A MK II

400 W, 8", 1", ACTIVE TWO-WAY SPEAKER

ART 408-A is the perfect multipurpose speaker for small indoor gigs or outdoor stage monitoring in midsize stages.

Small but powerful, in fact thanks to its 400 W digital amplifier, the ART 408-A can deliver great volume power and sound definition.

## ART 410-A MK II

400 W, 10", 1", ACTIVE TWO-WAY SPEAKER

The ART 410-A is an extremely compact and powerful speaker suitable for a great variety of portable live music or DJ set applications.

A couple of ART 410-A, in fact, will allow you to keep your PA system as compact as possible without compromising sound quality and volume power.

## MULTIPURPOSE

The ART 4 Series design looks aggressive whilst retaining familiar ART ergonomics and is the result of extensive combined functional and acoustic research.

The reflex porting has been sized to guarantee the best efficiency. Every detail of the cabinets, from moulding to the final texture, have been carefully studied to offer the maximum reliability and strength for the intensive use on the road.

ART 4 cabinets are moulded on a special polypropylene composite material and are designed to dampen down vibrations even at maximum volume settings.

The amplifier is housed on an aluminium top plate that integrates the rubber coated plastic top handle. This structure results in a stronger and easy to transport cabinet.

At the bottom of the speakers a rugged stainless steel pole mount has been provided for deploying the speakers on stands or on subwoofers.

3 status LEDs – Power / Signal / Status are provided for monitoring the system.





# SPEAKERS



## ART 412-A MK II 400 W, 12", 1", ACTIVE TWO-WAY SPEAKER

ART 412-A is the optimum choice for live situations where full range, outstanding bass reproduction and extra vocal punch are required.

The high frequencies are precise and natural thanks to the compression driver with a 1" mylar dome in front of a low compression, optimised geometry, radial phase plug.

## ART 415-A MK II 400 W, 15", 1", ACTIVE TWO-WAY SPEAKER

ART 415-A is the optimum choice for live situations where full range, outstanding bass reproduction and extra vocal punch are required.

The high frequencies are precise and natural thanks to the compression driver with a 1" mylar dome in front of a low compression, optimised geometry, radial phase plug while a powerful bass punch is guaranteed by a newly designed 15" woofer.

A new 15" woofer design with 2.5" voice coil has been specifically developed for the ART 415-A. Combined with the perfect reflex port design of the speaker, the new woofer delivers an extremely accurate reproduction of the mid-bass frequencies and a punchy bass. The large sized constant directivity horn is designed to offer a precise directivity.

All models are equipped with ergonomically designed hard plastic handles with internal rubber handgrip for a better portability. Each amplifier presents both XLR In/Out connectors and a Jack input for the maximum connection versatility. An easy to reach volume knob on the back allows to set the overall volume of the speaker according to its application.





## SUPERIOR AUDIO ART

Woofers and Compression Drivers are precision built in our factory in Reggio Emilia, Italy, taking advantage of RCF's superior moulding, assembly technologies and a wealth of professional knowledge and experience dedicated to achieve extremely high standards.

The new 2" compression driver with a pure titanium dome developed for the ART 422-A and 425-A features a complex geometry suspension and direct drive coil offering a transparent midrange sound and extreme fidelity in high frequencies reproduction.

A switchable EQ Mode make it easier to select among two different equalisation presets:

- Extended response switch, which slightly emphasizes the bass response for playback music and low volume applications;
- Linear response switch, for using the speaker to amplify a live mix

## ART 422-A MK II

400 W, 12", 2", ACTIVE TWO-WAY SPEAKER

The ART 422-A is a two-way active speaker delivering an extremely linear frequency response and precise, deep low frequency control thanks to the perfect blend of the fast and high efficiency transducers.

A transparent midrange sound and extremely fidelity in high frequencies are guaranteed by the new 2" neodymium compression driver specially developed for this speaker.

## ART 425-A MK II

400 W, 15", 2", ACTIVE TWO-WAY SPEAKER

RCF ART 425-A is an active, wide dispersion 2 way sound reinforcement speaker. It integrates a high power 400 W digital amplifier, a complete electronic processor section and RCF low distortion, high power transducers. The system is unique in its class for output and vocal intelligibility.

A new 15" woofer design with 3" voice coil has been specifically developed for the ART 425-A. Combined with the perfect reflex port design of the speaker, the new woofer delivers an extremely accurate reproduction of the mid-bass frequencies and a punchy bass.

The new 2" compression driver with a pure titanium dome features a complex geometry suspension and direct drive coil offering a transparent midrange sound and extreme fidelity in high frequencies reproduction.

Thanks to its features the ART 425-A offers the ultimate intelligibility for any portable sound application.



# Art generation

## CABINETS

When in 1996 we moved into the forefront of active speakers technology with the ART Series, we put into this speakers the results of years of experience in plastic cabinet designs, setting a new standard for portable active loudspeakers. The bass reflex cabinets of the ART Series are moulded in a special polypropylene composite material, which provides superior stiffness for the weight and excellent low frequency damping. Each cabinet is equipped with ergonomically designed handles on each side (ART 310A only 1 handle) and a comfortable top handle for easy manoeuvrability in every situation. M10 threaded inserts are provided for optional mounting hardware for installed sound applications and each cabinet has a built in pole mount adaptor.

*The cabinet shape allows every ART 3 Series speaker to be used also in stage monitor configuration.*




## AMPLIFIERS

ART 3 Series are based around newly designed digital amplifier, which supplies 300 Watts for the low frequencies and 100 Watts for the HF. The input board features a jack/XLR input, switchable Mic/Line, signal present, limit and power leds. Each amplifier is set-up top optimize the performance in conjunction with the custom transducers in each model.

## TRANSDUCERS

ART 3 Series are equipped with large voice coil woofers capable of delivering superior bass control, combined with excellent mid-bass voice presence. Providing the high frequency is a new 1.5" mylar diaphragm ceramic compression driver, specifically designed to integrate seamlessly with the mould horn flare and provide a smooth and even frequency response.



## ART 310-A MKIII

ACTIVE TWO-WAY SPEAKER  
400 W, 10", 1"

ART 310-A is a 10" reference speaker.

Thanks to its incredible amplifier's power, the high quality transducers and very compact size cabinet, it is the ideal speaker in all the situations where the output of a PA system and the size of a monitor are important. The 10" woofer features a 2.5" voice coil and delivers very high efficiency and controlled bass reproduction. It can be used for live sound, playback, monitoring, corporate events and presentations. The ART 310-A is very easy to transport everywhere.



## ART 312-A MKIII

ACTIVE TWO-WAY SPEAKER  
400 W, 12", 1"

ART 312-A is the optimum choice for live sound situations where an exceptional full range, outstanding bass reproduction and accurate high frequency delivery is required.

The 12" woofer delivers a fast and accurate reproduction of the midbass frequency range and controlled deep bass while the 1" compression driver offers a very open and natural midrange sound and extreme precision high frequencies reproduction.



## ART 315-A MKIII

ACTIVE TWO-WAY SPEAKER  
400 W, 15", 1"

ART 315-A is the perfect speaker for live sound situations where extra vocal punch and extremely accurate high frequency response is needed.

The 15" woofer delivers a very tight punchy bass and an accurate reproduction of the midrange. The high frequencies are precise and natural thanks to the compression driver with mylar dome in front of a low compression, optimised geometry, radial phase plug.



# REFERENCE SPEAKERS

A 15" high power woofer with 2.5" edge wound aluminium voice coil is housed in the ART 315-A, resulting in an accurate reproduction of the mid bass frequencies and a punchy bass. Four M10 fly points are provided for install applications. An ergonomic top handle is provided for easy transportation.

At the bottom of the speakers a rugged pole mount has been provided for deploying the speakers on stands or on subwoofers.

The Mic selector adjusts the input sensitivity allowing the plug of a microphone directly into the speaker. Thanks to the cabinets shape, the ART 3 series are equally at home as FOH speakers or on the floor as a monitor.

# PASSIVE TWO WAY SPEAKERS





## ART 310 MKIII

**PASSIVE TWO-WAY SPEAKER**  
300 W, 10", 1"

ART 310 is a 10" passive speaker ideal for installation purposes.

Thanks to its high quality neodymium transducers and very compact sized cabinet, it is the perfect speaker in all the situations where the output of a PA system and the size of a monitor are important.

The 10" woofer features a 2.5" voice coil and delivers very high efficiency and controlled bass reproduction.

The ART 310 is very easy to install due to it being incredibly lightweight and the two M10 fly points.



## ART 312 MKIII

**PASSIVE TWO-WAY SPEAKER**  
300 W, 12", 1"

The ART 312 is a two-way passive sound reinforcement speaker with careful acoustic design and innovative transducers technology.

The high frequencies are extremely accurate thanks to the 1" compression driver while a powerful mid-bass is guaranteed by a 12" high power woofer.

Installation is easy thanks to the four M10 flying points of the cabinet.



## ART 315 MKIII

**PASSIVE TWO-WAY SPEAKER**  
300 W, 15", 1"

The ART 315 is a two-way passive sound reinforcement speaker with careful acoustic design and innovative transducers technology.

A superb bass punch is guaranteed by the high power 15" low distortion woofer. ART 315 is the perfect solution for playback and installation situations where an external amplifier is required.

It is equipped with four M10 flying points.





## 4PRO the professional sound experience

### CABINETS

All 4PRO cabinets are made in Baltic Birch, heavy duty painted with textured black epoxy paint.  
4PRO 3003-A and 4003-A cabinets are coated with ultra strong vinyl while top and bottom endcaps are moulded in high-density compact polystyrene.  
All models are equipped with professional handles for best handling and transportation.  
4PRO 6001-A is equipped with fly track hardware.




## AMPLIFIERS

All the 4PRO models are designed using the vast technical and practical experience that we possess in the active loudspeaker technology. Each amplifier has a specific input board and set-up to optimise the performance in conjunction to the specific transducers in each model. The rear panel is equipped with XLR/Jack (Combo) balanced inputs, XLR output link, protected gain control and Powercon or VDE Mains Input. The subwoofer's amplifier offers mono/stereo inputs, protected gain control, low pass filters, mono/stereo crossover outputs, crossover frequency selection switch and phase control switch.



## TRANSDUCERS

For the design of the 4PRO series, all new high frequency drivers and midrange units have been developed. Our world famous 18" woofer is the choice for the subwoofer models of the series. The compression drivers are the latest in neodymium magnetic circuit technology, reaching levels that exceed 2 Kilogauss in the gap. The pure titanium diaphragms are able to reproduce transparent and accurate high frequencies, true to all the audio range. The low frequency transducers used in the 4PRO series have been designed for superior reproduction of acoustic signals up to the crossover frequency.



# 4PRO SERIES

## 4PRO 3003-A

ACTIVE TWO-WAY SPEAKER  
750 W, 15", 1"

The 4PRO 3003-A is a two-way active bass reflex loudspeaker offering extraordinary fidelity and power with controlled coverage.

It provides high power output, low distortion and consistent polar response in a lightweight compact enclosure. The 4PRO 3003 comprises a 15" neodymium woofer and a 1.75" voice coil neodymium compression driver that is mounted to a 90° x 40° constant directivity horn.



## 4PRO 4003-A

ACTIVE TWO-WAY SPEAKER  
750 W, 2x15", 1"

The 4PRO 4003-A is a self-powered, lightweight two-way full bandwidth loudspeaker system equipped with two 15" woofers and a 1.75" voice coil diaphragm, neodymium compression driver mounted to a constant directivity horn.

The 90° angle is wide enough to provide coverage of an audience when used one per side, yet narrow enough to allow displaying of multiple enclosures without excessive coverage overlap. The 4PRO 4003 is the ideal choice when the application requires high performance and simple set-up.



## 4PRO 6001-A

ACTIVE THREE-WAY SPEAKER  
950 W, 2x12", 8", 1"

The 4PRO 6001-A is a high output, medium-throw, 3 way speaker designed for high demanding professional live sound systems.


It integrates a massive power 950 W amplifier, a complete electronic procession section and full neodymium RCF low distortion, high power transducers. RCF unique 8" sealed basket midrange has been specifically optimised in conjunction with the 4PRO 6001-A midrange horn. The incredible output and the extreme linearity and accuracy in reproduction make it perfect for main PA, side fill, night clubs and corporate events making it a clear reference in its class.



# QUALITY, FLEXIBILITY AND RELIABILITY

A complete line of concert systems used the world over thanks to their quality, flexibility and reliability. Since its introduction into the market, the 4PRO Series has become the standard for professional bands and musicians, clubs and live concert venues that want compact high-performance loudspeakers. 4PRO looks great stacked, on poles, or flown with simple integrated rigging points on top and bottom.

# SUBWOOFERS



**Suitable for all speakers**

RCF introduces a new line of subwoofers which are suitable for all the speakers of its Professional line of products offering the maximum flexibility to tailor your PA system to your needs. Featuring strong Baltic birch construction, high quality mechanics, superior acoustic design and premium RCF Precision low frequency transducers, the new SUB Series represents the perfect complement for any portable sound reinforcement system.



## SUB 705-AS

ACTIVE SUBWOOFER  
700 W, 15"

The SUB 705-AS is a compact and powerful subwoofer. It is equipped with a single 15" high power woofer with 3" voice coil and a 700 W digital amplifier.

The SUB 705-AS features strong Baltic birch construction, high quality mechanics and superior acoustic design delivering a powerful and punchy deep bass for any application.

## SUB 718-AS

ACTIVE SUBWOOFER  
700 W, 18"

The SUB 718-AS is a compact and powerful subwoofer. Thanks to the powerful 18" woofer with 4" voice coil and a 700 W amplifier.

The SUB 718-AS is the perfect tool to increase the low end performance of a portable PA system, both in terms of output and frequency extension.

## LET THE BASS OUT

The subwoofer is dedicated to the reproduction of low pitched audio frequencies and since today is more or less universal in sound reinforcement systems in night clubs, concert venues and all applications where you need "deep punch"

Since the first subwoofers were introduced to the market in the 1960s the reproduction of sounds has developed to become more focused on the bass area and sets new dimension for this.



# SUBWOOFERS

## SUB 902-AS

ACTIVE SUBWOOFER  
1000 W, 12"

Need a powerful bass enhanced system that won't completely fill your van?

The ART 902-AS active subwoofer is what you're looking for. Thanks to the newly designed 12" high power woofer it delivers granite like bass punch for any kind of application in a compact and easy to transport enclosure.

The cabinet is made in Baltic Birch and heavy duty painted to withstand the life on the road.

## SUB 905-AS

ACTIVE SUBWOOFER  
1000 W, 15"

Are you looking for a deep and punchy bass in a small pack?

The choice is easy: ART 905-AS. It is an extremely compact and easy to transport high power active subwoofer, just a bit larger than the 902-AS in order to take the newly designed 15" woofer for a deeper bass punch. The cabinet is made in Baltic Birch and heavy duty painted.

## SUB 8003-AS

ACTIVE SUBWOOFER  
1000 W, 18"

The 4PRO 8003-AS is a vented, high output, active subwoofer system where the punch of a single 18" is desired.

It is powered by a 1000 W compact and lightweight digital amplifier and the port area has been carefully designed for reduced distortion. It works equally well for portable or install applications and it is engineered to complement full-range loudspeakers in a wide range of PA situations. The 4PRO 8003-AS can be used with ART 725-A & ART 715-A





# SUB 8006-AS

ACTIVE SUBWOOFER

2500 W, 2x18"

## THE RIGHT LOW PUNCH

The SUB 8006-AS is the largest and most powerful active subwoofer in the professional series.

Featuring two 18" transducers, with 4" inside/outside voice coils, this cabinet is designed to deliver a serious amount of low frequency.

Powered by a 2500W digital amplifier module, the SUB 8006-AS can perform in the most demanding situations.



# PROFESSIONAL AMPLIFIERS



The new HPS and DPS power amplifiers are designed for professional use in touring racks and installed sound systems with protective circuits to ensure high reliability and operating safety.

Thanks to their extremely compact size they are easy to handle. Their simple set up procedures simplify the installation process as well.

## HPS 1500

PROFESSIONAL POWER AMPLIFIER



## HPS 2500

PROFESSIONAL POWER AMPLIFIER



HPS 1500 is a 2 channel power amplifier that delivers up to 2 x 750 W RMS @ 4  $\Omega$  (1500 W RMS bridged @ 8  $\Omega$ ).

HPS 2500 is a 2 channel power amplifier that delivers up to 2 x 1400 W RMS @ 2  $\Omega$  (2800 W RMS bridged @ 4  $\Omega$ ).

For providing the maximum flexibility both HPS1500 & the HPS2500 have XLR inputs for patching in signals as well as Speakon ports for connecting speaker systems. To maintain a low operating temperature the HPS and DPS power amplifiers have a forced air cooling system



	HPS 1500	HPS 2500	DPS 3000
<b>Amplifier Class</b>	Class H	Class H	Class HD
<b>Power output RMS, Stereo</b>	2 x 750 W @ 4 Ω	2 x 1400 W @ 2 Ω	2 x 1700 W @ 2 Ω
	2 x 450 W @ 8 Ω	2 x 1100 W @ 4 Ω	2 x 1200 W @ 4 Ω
		2 x 700 W @ 8 Ω	2 x 800 W @ 8 Ω
<b>Bridged</b>	1500 W @ 8 Ω	2800 W @ 4 Ω	3400 W @ 4 Ω
		2200 W @ 8 Ω	2400 W @ 8 Ω
<b>Frequency response</b>	20 Hz ÷ 20 kHz	20 Hz ÷ 20 kHz	20 Hz ÷ 20 kHz
<b>THD @ 1 kHz</b>	0.05 % , 1 dB below clip	0.05 % , 1 dB below clip	0.05 % , 1 dB below clip
<b>Damping factor @ 8 Ω</b>	> 300	> 300	> 1000
<b>Slew rate</b>	50 V / μs	50 V / μs	55 V / μs
<b>Signal / noise ratio</b>	106 dB	106 dB	108 dB
<b>Input sensitivity (voltage gain)</b>	1.4 V ( / 32 – 26 dB)	1.4 V ( / 32 – 26 dB)	1.4 V ( / 32 – 26 dB)
<b>Input impedance</b>	20 kΩ (balanced), 10 kΩ (unbalanced)	20 kΩ (balanced), 10 kΩ (unbalanced)	20 kΩ (balanced), 10 kΩ (unbalanced)
<b>Protective circuits</b>	Temp., DC, RFI, short-circuit	Temp., DC, RFI, short-circuit	Temp., DC, RFI, short-circuit
<b>Cooling</b>	Temperature-controlled fan	Temperature-controlled fan	Temperature-controlled fan
<b>Power supply / Operation voltage</b>	220 ÷ 240 V (50 / 60 Hz)	220 ÷ 240 V (50 / 60 Hz)	SMPS / 90 ÷ 245 V (50 / 60 Hz)
<b>Power factor (cos φ)</b>	-	-	> 0.95 from 200 W to full power
<b>Dimensions (w, h, d)</b>	482 mm, 88 mm, 420 mm (2 unit rack)	482 mm, 88 mm, 420 mm (2 unit rack)	482 mm, 88 mm, 420 mm (2 unit rack)
<b>Net weight</b>	17 kg	19 kg	14 kg

## DPS 3000

PROFESSIONAL POWER AMPLIFIER



DPS 3000 is a 2 channel power amplifier that can handle exceptionally high power ratings in a compact and lightweight 2 rack units space. Thanks to the class HD technology, this amplifier delivers up to 2 x 1700 W RMS @ 2 Ω (3400 W RMS bridged @ 4 Ω), weighing just 14 kg. It comes with a 'PFC' ('Power factor correction') switched-mode power supply which ensures that a predominantly resistive load is presented to the mains power supply; this also leads to an improved amplifier performance at high output levels. Thanks to its high efficiency heat sinks and variable speed DC fans, the DPS 3000 can withstand the hardest heat conditions ensuring great reliability.

# ACCESSORIES



## ART 7 Series - ART 4 Series

## ART Series



**p/n 13360166**  
**ART COVER 708**

Protection cover for ART 708-A and ART 408-A and ART 408-A MK II



**p/n 13360113**  
**ART COVER 710**

Protection cover for ART 710-A and ART 410-A and ART 410-A MK II



**p/n 13360114**  
**ART COVER 722**

Protection cover for ART 712-A, ART 712 MK II, ART 722-A, ART 412-A, ART 412-A MK II, ART 422-A and ART 422-A MK II.



**p/n 13360115**  
**ART COVER 725**

Protection cover for ART 715-A, ART 715 MK II, ART 725-A, ART 415-A, ART 415-A MK II, ART 425-A and ART 425-A MK II.



**p/n 13360164**  
**AC ART708 H-BR**

Horizontal bracket for wall mounting ART 708-A, ART 408-A and ART 408-A MK II.



**p/n 13360103**  
**AC ART710 H-BR**

Horizontal bracket for wall mounting ART 710-A, ART 710-A MK II, ART 410-A and ART 410-A MK II.



**p/n 13360104**  
**AC ART712 H-BR**

Horizontal bracket for ART 712-A, ART 712 MK II, ART 722-A, ART 412-A, ART 412-A MK II, ART 422-A and ART 422-A MK II.



**p/n 13360105**  
**AC ART715 H-BR**

Horizontal bracket for ART 715-A, ART 725-A, ART 415-A, ART 425-A and ART 415-A MK II, ART 425-A MK II.



**p/n 13360044**  
**ART COVER 310**

Protection cover for ART 310-A MK III and ART 310.



**p/n 13360043**  
**ART COVER 312**

Protection cover for all ART 3 Series 12" + 15" loudspeakers.



**p/n 13300042**  
**AC ART310 H-BR**

Horizontal bracket for ART 310-A MK III and ART 310 speaker models.



**p/n 13360011**  
**ART H-BR**

Horizontal bracket for mounting an ART 312A MK III & ART 315A MK III speaker on the wall.



**p/n 13360010**  
**ART V-BR**

Vertical bracket for mounting an ART 312A MK III & ART 315A MK III speaker on the wall.

A complete range of accessories designed especially designed for the professional speaker series.

The list includes brackets, flying bars, adaptors, covers for protection, trolleys, wheels, speaker stands and more.

All accessories are custom designed for each individual product to ensure that everything matches perfectly.

## 4PRO Series



**p/n 13360159**  
**COVER SUB 8003-AS**  
Protection cover for SUB 8003-AS.



**p/n 13360027**  
**AC KP-6001**  
Kit of a pair of wood panels for trolley 4PRO 6001-A model (wheels not included).

## Subwoofers



**p/n 13360116**  
**SUB COVER 902-AS**  
Protection cover for SUB 902-AS and SUB 702-AS subwoofers.



**p/n 13360117**  
**SUB COVER 905-AS**  
Protection cover for SUB 905-AS and SUB 705-AS subwoofers.



**p/n 13360160**  
**SUB COVER 718-AS**  
Protection cover for SUB 718-AS subwoofer.

## NX Series



**p/n 13360150**  
**COVER NX M12**  
Protection cover for NX M12-A, NX M22-A speakers.



**p/n 13360151**  
**COVER NX M15**  
Protection cover for NX M15-A, NX M25-A speakers.



**p/n 13360167**  
**COVER NX10-SMA**  
Protection cover for NX 10-SMA speaker.



**p/n 13360168**  
**COVER NX12-SMA**  
Protection cover for NX 12-SMA speaker.



**p/n 13360151**  
**COVER NX15-SMA**  
Protection cover for NX 15-SMA speaker.

## NX Series

## General accessories

## General accessories



**p/n 13360107**  
**AC PRO12 V-BR**

Professional bracket for flying and wall mounting NXM12-A MK II with pole and adjustable inclination.



**p/n 13360108**  
**AC PRO15 V-BR**

Professional bracket for flying and wall mounting NXM15-A MK II loudspeaker with pole and adjustable inclination.



**p/n 13360144**  
**AC RAIN COVER NXL23-A**

Rain cover for NX L23-A line array module.



**p/n 13360098**  
**FLY BAR NX L23-A**

Suspending bar for array system NX L23-A speaker.



**p/n 13360097**  
**AC STACKING NX L23-A**

Accessory for NX L23-A for stacking option on sub NX S21-A, NX S25-A.



**p/n 13360077**  
**AC 4PIN TTL31 NXL23**

4 quick lock pins for TTL31-A and NX L23-A array system.



**p/n 13360031**  
**AC EB4X**

Kit including no.4 shouldered 10mm eye bolts.



**p/n 13360030**  
**AC DS4X**

Kit of 4 hooks for suspending fly track bar.



**p/n 13360111**  
**AC PRO-LF**

Steel professional adapter sleeve for loudspeaker stands. Integrated expanding mandrel system which provides a tight and firm fit for the speaker.



**p/n 13360034**  
**AC PMA**

Speaker pole mount.



**p/n 13360110**  
**AC PRO-PM**

Steel pole mount accessory for a satellite loudspeaker on a subwoofer.



**p/n 13360036**  
**AC S140**

Aluminum speaker floor stand with folding base and telescopic rod, Tube diameter 35mm.



**p/n 13360109**  
**AC PRO-FS**

Steel speaker floor stand with folding base and telescopic rod. Tube diameter 35mm. Load capacity up to 50kg.



**p/n 13360035**  
**AC S260**

Steel speaker floor stand with folding base and telescopic rod, tube diameter 35mm.



**p/n 13360029**  
**AC WK-SW**

Kit no 4 swivel castor, 80mm/3" Ø black wheel with roller bearings.



**p/n 13360028**  
**AC WK-FX**

Kit no 4 fixed castor 80mm/3" Ø black wheel with roller bearings.

## ACTIVE SPEAKERS

### ACOUSTICAL SPEC.

Frequency Response  
Max SPL  
Horizontal coverage angle  
Vertical coverage angle  
Compression Driver  
Midrange  
Woofers

### INPUT SECTION

Input connector  
Output connector  
Input sensitivity

### PROCESSOR SECTION

Crossover frequencies  
Protections  
Limiter  
Controls

### AMPLIFIER

High frequencies  
Mid frequency  
Low frequencies  
Cooling  
Power Connection

### PHYSICAL SPEC.

Height  
Width  
Depth  
Weight  
Cabinet  
Hardware  
Handles

## NX L23-A

230V p/n 13000157  
115V p/n 13000180

60 Hz - 20 kHz  
133 dB  
100°  
max 15°  
3x1" neo, 1.75" v.c.  
-  
12" neo, 3.5" v.c.

XLR-Jack combo  
XLR  
-2 dBu / + 4 dBu

1300 Hz  
thermal, RMS  
soft peak limiter  
volume, HF correction,  
cluster size

250 Watt  
-  
500 Watt  
convection/forced  
powercon IN/OUT

346 mm (13.62")  
659 mm (25.94")  
415 mm (16.33")  
28.5 Kg (62.83 lbs)  
baltic birch plywood  
Array side fittings  
2 side

## NX S21-A

230V p/n 13000171  
115V p/n 13000181

30 Hz - 80 kHz  
135 dB  
-  
-  
-  
-  
21" neo, 4.5" v.c.

stereo XLR-Jack combo  
stereo XLR  
-2 dBu / + 4 dBu

60 Hz - 80 Hz  
thermal, rms  
soft peak limiter  
volume, Xover/link,  
frequency cut, phase

-  
-  
1000 Watt  
convection/forced  
powercon IN/OUT

750 mm (29.52")  
660 mm (25.98")  
700 mm (27.55")  
53.2 Kg (117.28 lbs)  
baltic birch plywood  
Stacking fittings  
4 side

## NX S25-A

230V p/n 13000173  
115V p/n 13000182

40 Hz - 120 kHz  
136 dB  
-  
-  
-  
-  
2 x 15" neo, 3" v.c.

stereo XLR-Jack combo  
stereo XLR  
-2 dBu / + 4 dBu

80 Hz - 110 Hz  
thermal, rms  
soft peak limiter  
volume, Xover/link,  
frequency cut, phase

-  
-  
1000 Watt  
convection/forced  
powercon IN/OUT

750 mm (29.52")  
660 mm (25.98")  
700 mm (27.55")  
60.5 Kg (133.37 lbs)  
baltic birch plywood  
Stacking fittings  
4 side

## NX 10-SMA

230V p/n 13000233  
115V p/n 13000234

60 Hz - 20 kHz  
127 dB  
60°  
60°  
1" neo, 1.7" v.c.  
-  
10" neo, 2.5" v.c.

XLR-Jack  
XLR  
+ 4 dBu

1700 Hz  
RMS limiter, HF  
soft limiter  
volume, freefield, floor

100 Watt  
-  
300 Watt  
convection  
powercon IN/OUT

324 mm (12.7")  
450 mm (17.7")  
417 mm (16.4")  
14.5 Kg (31.96 lbs)  
baltic birch plywood  
-  
1 side aluminum handle

## NX 12-SMA

230V p/n 13000235  
115V p/n 13000236

50 Hz - 20 kHz  
129 dB  
60°  
60°  
1" neo, 1.7" v.c.  
-  
12" neo, 2.5" v.c.

XLR-Jack  
XLR  
+ 4 dBu

1700 Hz  
RMS limiter, HF  
soft limiter  
volume, freefield, floor

200 Watt  
-  
500 Watt  
convection  
powercon IN/OUT

324 mm (12.7")  
550 mm (21.6")  
417 mm (16.4")  
16.5 Kg (36.3 lbs)  
baltic birch plywood  
-  
1 side aluminum handle



## NX 15-SMA

230V p/n 13000260  
115V p/n 13000261

50 Hz - 20 kHz

130 dB

60°

60°

1" neo, 1.7" v.c.

-

15" neo, 2.5" v.c.

XLR-Jack

XLR

+ 4 dBu

1700 Hz

RMS limiter, HF

soft limiter

freefield, floor

200 Watt

-

500 Watt

convection

powercon IN/OUT

362 mm (14.25")

650 mm (25.59")

468 mm (18.42")

19.8 Kg (43.65 lbs)

baltic birch plywood

-

1 side aluminum handle

## NX M12-A MKII

230V p/n 13000347  
115V p/n 13000348

50 Hz - 20 kHz

130 dB

90°

40°

1" , 1.75" v.c.

-

12" , 3" v.c.

XLR-Jack combo

XLR

-2 dBu / + 4 dBu

1700 Hz

thermal, RMS

soft peak limiter

volume, side/floor,

contour

250 Watt

-

500 Watt

convection/forced

powercon IN/OUT

646 mm (25.43")

385 mm (15.15")

375 mm (14.76")

25.5 Kg (56.2 lbs)

baltic birch plywood

6 x fly tracks

2 side

## NX M15-A MKII

230V p/n 13000349  
115V p/n 13000350

50 Hz - 20 kHz

132 dB

90°

40°

1" , 1.75" v.c.

-

15" , 3.5" v.c.

XLR-Jack combo

XLR

-2 dBu / + 4 dBu

1700 Hz

thermal, RMS

soft peak limiter

volume, side/floor,

contour

250 Watt

-

500 Watt

convection/forced

powercon IN/OUT

736 mm (28.97")

430 mm (16.92")

395 mm (15.55")

29 Kg (63.93 lbs)

baltic birch plywood

6 x fly tracks

2 side

## NX M22-A MKII

230V p/n 13000351  
115V p/n 13000352

50 Hz - 20 kHz

131 dB

90°

40°

2" neo, 2.5" v.c.

-

12" , 3.0" v.c.

XLR-Jack combo

XLR

-2 dBu / + 4 dBu

1500 Hz

thermal, RMS

soft peak limiter

volume, side/floor,

contour

250 Watt

-

500 Watt

convection/forced

powercon IN/OUT

646 mm (25.43")

385 mm (15.15")

375 mm (14.76")

26.5 Kg (58.42 lbs)

baltic birch plywood

6 x fly tracks

2 side

## NX M25-A MKII

230V p/n 13000353  
115V p/n 13000354

50 Hz - 20 kHz

133 dB

90°

40°

2" neo, 3.0" v.c.

-

15" , 3.5" v.c.

XLR-Jack combo

XLR

-2 dBu / + 4 dBu

1300 Hz

thermal, RMS

soft peak limiter

volume, side/floor,

contour

250 Watt

-

500 Watt

convection/forced

powercon IN/OUT

736 mm (28.97")

430 mm (16.92")

395 mm (15.55")

30.5 Kg (67.24 lbs)

baltic birch plywood

6 x fly tracks

2 side

## ACTIVE SPEAKERS

### ACOUSTICAL SPEC.

Frequency Response  
Max SPL  
Horizontal coverage angle  
Vertical coverage angle  
Compression Driver  
Midrange  
Woofers

### INPUT SECTION

Input connector  
Output connector  
Input sensitivity

### PROCESSOR SECTION

Crossover frequencies  
Protections  
Limiter  
Controls

### AMPLIFIER

High frequencies  
Mid frequency  
Low frequencies  
Cooling  
Power Connection

### PHYSICAL SPEC.

Height  
Width  
Depth  
Weight  
Cabinet  
Hardware  
Handles

## ART 710-A MKIII

230V p/n 13000335  
115V p/n 13000336

50 Hz - 20 kHz  
129 dB  
90°  
70°  
1", 1.7" v.c.  
-  
10", 2.5" v.c.

XLR-Jack  
XLR  
-2 dBu / + 4 dBu

1700 Hz  
thermal, RMS  
soft limiter  
volume, flat, boost, mic/line

200 Watt  
-  
500 Watt  
convection/forced  
VDE connector in

549 mm (21.6")  
340 mm (13.3")  
304 mm (11.9")  
14 Kg (30.86 lbs)  
Composite PP  
2 x M10 flying points  
1 on top

## ART 712-A MKIII

230V p/n 13000337  
115V p/n 13000338

50 Hz - 20 kHz  
129 dB  
90°  
60°  
1", 1.7" v.c.  
-  
12", 3" v.c.

XLR-Jack  
XLR  
-2 dBu / + 4 dBu

1700 Hz  
thermal, RMS  
soft limiter  
volume, flat, boost, mic/line

200 Watt  
-  
500 Watt  
convection/forced  
VDE connector in

637 mm (25")  
384 mm (15.1")  
363 mm (14.2")  
17.7 Kg (39 lbs)  
Composite PP  
2 x M10 flying points  
2 side, 1 top

## ART 715-A MKIII

230V p/n 13000339  
115V p/n 13000340

50 Hz - 20 kHz  
130 dB  
90°  
60°  
1", 1.7" v.c.  
-  
15", 3" v.c.

XLR-Jack  
XLR  
-2 dBu / + 4 dBu

1700 Hz  
thermal, RMS  
soft limiter  
volume, flat, boost, mic/line

200 Watt  
-  
500 Watt  
convection/forced  
VDE connector in

708 mm (27.87")  
437 mm (17.2")  
389 mm (15.31")  
18.7 Kg (41.22 lbs)  
Composite PP  
2 x M10 flying points  
2 side, 1 top

## ART 722-A MKIII

230V p/n 13000341  
115V p/n 13000342

45 Hz - 20 kHz  
130 dB  
90°  
60°  
2" neo, 2.5" v.c.  
-  
12", 3" v.c.

XLR-Jack combo  
XLR  
-2 dBu / + 4 dBu

1200 Hz  
thermal, RMS  
soft limiter  
volume, EQ shape

250 Watt  
-  
500 Watt  
convection/forced  
VDE connector in

637 mm (25")  
384 mm (15.1")  
363 mm (14.2")  
21.2 Kg (46.73 lbs)  
Composite PP  
2 x M10 flying points  
2 side, 1 top

## ART 725-A MKIII

230V p/n 13000343  
115V p/n 13000344

45 Hz - 20 kHz  
131 dB  
90°  
60°  
2" neo, 2.5" v.c.  
-  
15", 3" v.c.

XLR-Jack combo  
XLR  
-2 dBu / + 4 dBu

1200 Hz  
thermal, RMS  
soft limiter  
volume, EQ shape

250 Watt  
-  
500 Watt  
convection/forced  
VDE connector in

708 mm (27.87")  
437 mm (17.2")  
389 mm (15.31")  
27 Kg (59.52 lbs)  
Composite PP  
2 x M10 flying points  
2 side, 1 top

## ART 408-A MKII

230V p/n 13000321  
115V p/n 13000322

65 Hz - 20 kHz

126 dB

90°

70°

1", 1.4" v.c.

-

8", 2.5" v.c.

XLR - Jack

XLR

-2 dBu / + 4 dBu

1800 Hz

thermal, HF

soft limiter

volume, flat, boost, mic/line

100 Watt

-

300 Watt

convection

VDE connector in

480 mm (18.8")

291 mm (11.4")

274 mm (10.7")

12 Kg (26.45 lbs)

Composite PP

2 x M10 flying points

1 on top

## ART 410-A MKII

230V p/n 13000323  
115V p/n 13000324

50 Hz - 20 kHz

127 dB

90°

70°

1", 1.4" v.c.

-

10", 2.5" v.c.

XLR - Jack

XLR

-2 dBu / + 4 dBu

1800 Hz

thermal, HF

soft limiter

volume, flat, boost, mic/line

100 Watt

-

300 Watt

convection

VDE connector in

549 mm (21.6")

340 mm (13.3")

304 mm (11.9")

13.5 Kg (29.76 lbs)

Composite PP

2 x M10 flying points

1 on top

## ART 412-A MKII

230V p/n 13000325  
115V p/n 13000326

50 Hz - 20 kHz

127 dB

90°

60°

1", 1.4" v.c.

-

12", 2.5" v.c.

XLR - Jack

XLR

-2 dBu / + 4 dBu

1800 Hz

thermal, HF

soft limiter

volume, flat, boost, mic/line

100 Watt

-

300 Watt

convection

VDE connector in

637 mm (25")

384 mm (15.1")

363 mm (14.2")

17.2 Kg (37.91 lbs)

Composite PP

2 x M10 flying points

2 side, 1 top

## ART 415-A MKII

230V p/n 13000327  
115V p/n 13000328

50 Hz - 20 kHz

128 dB

90°

60°

1", 1.4" v.c.

-

15", 2.5" v.c.

XLR - Jack

XLR

-2 dBu / + 4 dBu

1800 Hz

thermal, RMS

soft limiter

volume, flat, boost, mic/line

100 Watt

-

300 Watt

convection

VDE connector in

708 mm (27.87")

437 mm (17.2")

389 mm (15.31")

18.2 Kg (40.12 lbs)

Composite PP

2 x M10 flying points

2 side, 1 top

## ART 422-A MKII

230V p/n 13000329  
115V p/n 13000330

45 Hz - 20 kHz

128 dB

90°

60°

2" neo, 2.5" v.c.

-

12", 3" v.c.

XLR - Jack

XLR

-2 dBu / + 4 dBu

1300 Hz

thermal, RMS

soft limiter

volume, flat, boost, mic/line

100 Watt

-

300 Watt

convection

VDE connector in

637 mm (25")

384 mm (15.1")

363 mm (14.2")

20.2 Kg (44.53 lbs)

Composite PP

2 x M10 flying points

2 side, 1 top

## ART 425-A MKII

230V p/n 13000331  
115V p/n 13000332

45 Hz - 20 kHz

129 dB

90°

60°

2", 2.5" v.c.

-

15", 3" v.c.

-

XLR - Jack

XLR

-2 dBu / + 4 dBu

-

1300 Hz

thermal, HF

soft limiter

volume, flat, boost, mic/line

100 Watt

-

300 Watt

convection

VDE connector in

708 mm (27.87")

437 mm (17.2")

389 mm (15.31")

26 Kg (57.32 lbs)

Composite PP

2 x M10 flying points

2 side, 1 top

## ACTIVE SPEAKERS

### ACOUSTICAL SPEC.

Frequency Response  
 Max SPL  
 Horizontal coverage angle  
 Vertical coverage angle  
 Compression Driver  
 Midrange  
 Woofer  
 Power Handling

### INPUT SECTION

Input connector  
 Output connector  
 Input sensitivity  
 Impedance

### PROCESSOR SECTION

Crossover frequencies  
 Protections  
 Limiter  
 Controls

### AMPLIFIER

High frequencies  
 Mid frequency  
 Low frequencies  
 Cooling  
 Power Connection

### PHYSICAL SPEC.

Height  
 Width  
 Depth  
 Weight  
 Cabinet  
 Hardware  
 Handles

## ART 310-A

230V p/n 13000315  
 115V p/n 13000316

50 Hz - 20 kHz

127 dB

90°

70°

1", 1.4" v.c.

-

10", 2.0" v.c.

-

Jack- XLR male

XLR female

- 2 dBu / +4 dBu

-

1800 Hz

Thermal, RMS

fast limiter

Volume, EQ Shape, Mic/Line

100 Watt

-

300 Watt

convection

VDE AC Soket

537 mm (21.14")

337 mm (13.26")

315 mm (12.4")

12.6 Kg (27.77 lbs)

Composite PP

2 x M10 flying points

1 top

## ART 312-A

230V p/n 13000317  
 115V p/n 13000318

45 Hz - 20 kHz

128 dB

90°

60°

1", 1.4" v.c.

-

12", 2.5" v.c.

-

Jack- XLR male

XLR female

- 2 dBu / +4 dBu

-

1700 Hz

DC / short cir.

fast limiter

volume, EQ setting

100 Watt

-

300 Watt

convection

VDE connector IN

680 mm (26.67")

405 mm (15.94")

345 mm (13.58")

17.4 Kg (38.28 lbs)

Composite PP

4 x M10 flying points

2 side, 1 top

## ART 315-A

230V p/n 13000319  
 115V p/n 13000320

45 Hz - 20 kHz

129 dB

90°

60°

1", 1.4" v.c.

-

15", 2.5" v.c.

-

XLR

XLR

0 dBu

-

1650 Hz

DC / short cir.

fast limiter

volume, EQ setting

100 Watt

-

300 Watt

convection

VDE connector IN

680 mm (26.67")

405 mm (15.94")

345 mm (13.58")

19 Kg (41.8 lbs)

Composite PP

4 x M10 flying points

2 side, 1 top

## ART 310

PASSIVE SPEAKER p/n 13000374

50 Hz - 20 kHz

127 dB

90°

70°

1", 1.5" v.c.

-

10", 2.5" v.c.

300 Watt

speakon

speakon

-

8 Ohm

1800 Hz

electronic

-

-

-

-

-

-

Speakon IN/OUT

537 mm (21.14")

337 mm (13.26")

315 mm (12.4")

12 Kg (22.04 lbs)

Composite PP

2 x M10 flying points

1 top

## ART 312

PASSIVE SPEAKER p/n 13000375

50 Hz - 20 kHz

127 dB

90°

60°

1", 1.5" v.c.

-

12", 2.5" v.c.

300 Watt

speakon

speakon

-

8 Ohm

1800 Hz

electronic

-

-

-

-

-

-

Speakon IN/OUT

680 mm (26.67")

405 mm (15.94")

345 mm (13.58")

16 Kg (35.27 lbs)

Composite PP

4 x M10 flying points

2 side, 1 top

## ART 315

PASSIVE SPEAKER p/n 13000376

50 Hz - 20 kHz

128 dB

90°

60°

1", 1.5" v.c.

-

15", 2.5" v.c.

300 Watt

speakon

speakon

-

8 Ohm

1800 Hz

electronic

-

-

-

-

-

-

Speakon IN/OUT

680 mm (26.67")

405 mm (15.94")

345 mm (13.58")

17 Kg (37.47 lbs)

Composite PP

4 x M10 flying points

2 side, 1 top

## ART 725

PASSIVE SPEAKER p/n 13000219

55 Hz - 20 kHz

133 dB

90°

60°

1.5" neo, 3" v.c.

-

15" neo, 3.4" v.c.

700 Watt

speakon NL4

speakon NL4

-

8 Ohm

1400 Hz

HF Driver Dynamic Mosfet

-

-

-

-

-

-

speakon NL4

708 mm (27.87")

437 mm (17.2")

389 mm (15.31")

19 Kg (41.88 lbs)

Composite PP

2 x M10, pole mount

2 side, 1 top

## 4PRO 3003-A

230V p/n 13000153

115V p/n 13000158

45 Hz - 20 kHz

131 dB

90°

40°

1" neo, 1.75" v.c.

-

15" neo, 3" v.c.

bal / unbal

XLR-Jack combo

-2 dBu / + 4 dBu

1700 Hz

thermal, rms

dynamic limiter

volume, contour

250 Watt / Digital

-

500 Watt / Digital

convection / forced

VDE connector IN/OUT

805 mm (31.69")

455 mm (17.91")

470 mm (18.50")

33 Kg (72.75 lbs)

Baltic birch plywood

-

2 side

## 4PRO 4003-A

230V p/n 13000154

115V p/n 13000159

40 Hz - 20 kHz

132 dB

90°

40°

1" neo, 1.75" v.c.

-

2 x 15" neo, 3" v.c.

bal / unbal

XLR-Jack combo

-2 dBu / + 4 dBu

1800 Hz

thermal, rms

dynamic limiter

volume, contour

250 Watt / Digital

-

500 Watt / Digital

convection / forced

VDE connector IN/OUT

1290 mm (50.78")

455 mm (17.91")

470 mm (18.50")

46 Kg (101.41 lbs)

Baltic birch plywood

-

2 side

## 4PRO 6001-A

230V p/n 13000007

115V p/n 13000040

50 Hz - 20 kHz

134 dB

80°

60°

1" neo, 1.75" v.c.

8" neo, 3" v.c.

2 x 12" neo, 3" v.c.

bal / unbal

XLR-Jack combo

0 dBu

360 Hz / 2000 Hz

uC protection

fast limiter

volume

50 Watt / AB

300 Watt / H

600 Watt / H

forced

powercon IN/OUT

920 mm (36.22")

525 mm (20.67")

550 mm (21.65")

55 Kg (121.25 lbs)

Baltic birch plywood

4 x fly track

2 side, 1 top

## ACTIVE SPEAKERS

### ACOUSTICAL SPEC.

Frequency Response  
Max SPL  
Horizontal coverage angle  
Vertical coverage angle  
Compression Driver  
Midrange  
Woofers

### INPUT SECTION

Input connector  
Output connector  
Input sensitivity

### PROCESSOR SECTION

Crossover frequencies  
Protections  
Limiter  
Controls

### AMPLIFIER

High frequencies  
Mid frequency  
Low frequencies  
Cooling  
Power Connection

### PHYSICAL SPEC.

Height  
Width  
Depth  
Weight  
Cabinet  
Hardware  
Handles

## SUB 705-AS

230V p/n 13000228  
115V p/n 13000229

40 Hz ÷ Xover point kHz  
130 dB

-

-

-

-

15", 3" v.c.

stereo XLR-Jack combo  
stereo XLR

-2 dBu / + 4 dBu

80 Hz - 120 Hz  
thermal, rms

soft peak limiter

volume, Xover, phase

-

-

700 Watt

convection

VDE connector IN/OUT

600 mm (23.62")

445 mm (17.51")

573 mm (22.55")

32.2 Kg (70.98 lbs)

baltic birch plywood

-

2 side

## SUB 718-AS

230V p/n 13000227  
115V p/n 13000226

40 Hz ÷ Xover point kHz  
132 dB

-

-

-

-

18", 4" v.c.

stereo XLR-Jack combo  
stereo XLR

-2 dBu / + 4 dBu

80 Hz - 120 Hz  
thermal, rms

soft peak limiter

volume, Xover, phase

-

-

700 Watt

convection

VDE connector IN/OUT

650 mm (25.5")

504 mm (19.84")

650 mm (25.5")

40.4 Kg (89.06 lbs)

baltic birch plywood

-

2 side

## SUB 902-AS

230V p/n 13000149  
115V p/n 13000162

45 Hz - 120 Hz  
130 dB

-

-

-

-

12", 3" v.c.

stereo XLR-Jack combo  
stereo XLR

-2 dBu / + 4 dBu

80 Hz - 120 Hz  
thermal, rms

limiter

volume, Xover, phase

-

-

1000 Watt

convection/forced

VDE connector IN/OUT

515 mm (20.27")

410 mm (16.14")

550 mm (21.65")

27.4 Kg (60.40 lbs)

baltic birch plywood

-

2 side

## SUB 905-AS

230V p/n 13000150  
115V p/n 13000161

45 Hz - 120 Hz  
131 dB

-

-

-

-

15", 3" v.c.

stereo XLR-Jack combo  
stereo XLR

-2 dBu / + 4 dBu

80 Hz - 120 Hz  
thermal, rms

limiter

volume, Xover, phase

-

-

1000 Watt

convection/forced

VDE connector IN/OUT

600 mm (23.62")

445 mm (17.51")

600 mm (23.62")

31.8 Kg (70.10 lbs)

baltic birch plywood

-

2 side

## SUB 8003-AS

230V p/n 13000152  
115V p/n 13000160

45 Hz - Xover p.  
134 dB

-

-

-

-

18", 4" v.c.

stereo XLR-Jack combo  
stereo XLR

-2 dBu / + 4 dBu

80 Hz - 120 Hz  
thermal, rms

dynamic limiter

volume, Xover, phase

-

-

1000 Watt

convection/forced

Powercon IN/OUT

700 mm (27.56")

520 mm (20.47")

700 mm (27.56")

49 Kg (108.02 lbs)

baltic birch plywood

-

2 side

# SUB 8006-AS

230V p/n 13000372  
115V p/n 13000373

30Hz -120 Hz  
141 dB

-

-

-

-

2 x 18", 4.0" voice coil

XLR male

XLR female

-2 dBu / + 4 dBu

Selectable 80 Hz - 100 Hz  
thermal, rms

fast limiter

Xover Output, Phase switch,  
Deep/Punch, Output Delay  
Setting, Cardioid

-

-

2 x 1250 Watt Class D  
convection

Powercon AC INPUT

709 mm (27.91")

1109 mm (43.66")

700 mm (27.55")

90 Kg (198.41 lbs)

baltic birch plywood

-

2 x Aluminium each side

## SUGGESTED SUBWOOFERS

	SUB 705-AS	SUB 718-AS	SUB 8006-AS	ART 902-AS	ART 905-AS	4PRO 8003-AS	NX S25-A	NX S21-A
NX L23-A			●				●	●
MX M10-A	●	●			●	●		
NX M12-A		●			●	●		
NX M15-A		●				●		
NX M22-A		●			●	●	●	●
NX M25-A		●	●			●	●	●
ART 710-A MK II	●	●		●	●			
ART 712-A MK II	●	●			●	●		
ART 715-A MK II		●				●		
ART 722-A		●			●	●	●	
ART 725-A		●	●			●	●	●
ART 725						●	●	●
ART 408-A MK II	●			●	●			
ART 410-A MK II	●	●		●	●			
ART 412-A MK II	●	●			●	●		
ART 415-A MK II		●				●		
ART 422-A MK II		●			●	●	●	
ART 425-A MK II		●				●	●	●
ART 310-A	●	●		●	●			
ART 312-A	●	●			●	●		
ART 315-A		●			●	●	●	
ART 310	●	●		●	●			
ART 312	●	●			●	●		
ART 315		●			●	●		
4PRO 3003-A						●	●	●
4PRO 4003-A			●			●	●	●
4PRO 6001-A			●			●	●	●



the rules of sound

**HEADQUARTERS:**

**RCF S.p.A. Italy**  
tel. +39 0522 274 411  
e-mail: info@rcf.it

**RCF UK**  
tel. 0844 745 1234  
Int. +44 870 626 3142  
e-mail: info@rcfaudio.co.uk

**RCF France**  
tel. +33 1 49 01 02 31  
e-mail: france@rcf.it

**RCF Germany**  
tel. +49 2203 925370  
e-mail: germany@rcf.it

**RCF Spain**  
tel. +34 91 817 42 66  
e-mail: info@rcfaudio.es

**RCF Belgium**  
tel. +32 (0) 3 - 3268104  
e-mail: belgium@rcf.it

**RCF USA Inc.**  
tel. +1 732-9026100  
e-mail: info@rcf-usa.com

[www.rcf.it](http://www.rcf.it)