

**MOOSE**

PROFESSIONAL AUDIO

CATALOGUE  
2023






# MOOSE SOUND IS GROWING UP BUT ITS PHILOSOPHY REMAINS UNCHANGED: PROFESSIONAL AUDIO PRODUCTS, 100% SELF-MANUFACTURED, PROUDLY DEVELOPED AND MANUFACTURED IN PORTUGAL

## ABOUT US

MOOSE Sound is an European brand, 100% developed and manufactured in Europe.

Being on the market for 35 years manufacturing Audio & Lighting professional equipment and taking advantage of all the experience and know-how acquired over the years, we decided to push things further and develop a new professional audio products range - MOOSE SOUND. All MOOSE SOUND products are developed and self-manufactured "in site", built and assembled with European components and parts offering its customers reliable, cost-effective systems featuring elegant design and rugged construction, truly providing "turnkey" solutions. Today is no different!

FIND OUT MORE ABOUT OUR FACTORY





<b>LINE ARRAYS</b>	<b>4</b>
<b>SUBWOOFERS</b>	<b>8</b>
<b>MULTIPURPOSE SPEAKERS</b>	<b>16</b>
<b>STAGE MONITORS</b>	<b>24</b>
<b>PORTABLE SYSTEMS</b>	<b>30</b>
<b>INSTALLATION SPEAKERS</b>	<b>34</b>
<b>COLUMN SPEAKERS</b>	<b>40</b>
<b>IN-CEILING SPEAKERS</b>	<b>48</b>
<b>OUTDOOR SPEAKERS</b>	<b>52</b>
<b>AMPLIFIERS</b>	<b>56</b>
<b>DSP</b>	<b>64</b>

# **LINE ARRAY SPEAKERS**



# LARRAY SERIES

## OVERVIEW

LARRAY series is a family of line array elements engineered to offer the highest performance from a small size and compact line array enclosure, designed to provide high performance, detailed highs and a well-defined midrange.

The series comprises 5 models, single and dual configuration, from 8" to 12". In any case, all offering premium built-in EU transducers, 1.4" - 2.56in VC Neodymium HF drivers for a combination that ensures powerful and crystal clear reproduction, high SPL with an extended frequency response. The MF/HF pattern control is array splay dependent and horizontal coverage is 100° thanks to true wave guide horn that ensure consistent and long range projection with very low distortion levels. All models feature a toggle switch for bi-amp operation with an electronic crossover network inside.

As self-powered system, the (A) models incorporates a 2-channel Class-D amplifier from POWERSOFT and a DSP for real time operation according to different environments and music styles. With 4 user-selectable factory presets, the class D amplifier is prepared for 85-264Vac global mains voltage (SMPS with PFC) and features various electronic protections to guarantee the use of the speaker system in perfect sound and safe operation.

Rugged enclosures manufactured using 15/18mm birch plywood painted in hard-wearing and durable polyurea coating, equipped with fully integrated rigging hardware with quick-release bolts/pins to ensure fast and easy setup, designed for flying and ground stacking applications, providing the necessary accessories such as fly bars and dolly/carts for transportation.

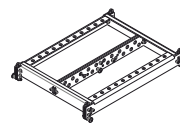
## KEY FEATURES

- > Curvilinear 2-way array elements
- > 10", 12", 2x 8" and 2x 10" trapezoidal enclosures
- > LF and HF EU transducers
- > 2x NL4 parallel-connected plates
- > Bi-amp operation (user-selectable)
- > 2-channel Class D amplifier with integrated DSP
- > Universal 85-264Vac mains, SMPS with PFC
- > Integrated rigging flyware, stacked and flown configurations
- > Rugged and durable 15mm birch plywood construction
- > Powder coated custom perforated steel grille

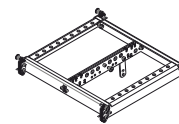
## FIND OUT MORE ABOUT LARRAY SERIES



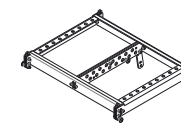
## ACCESSORIES



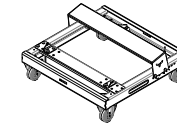
FL-G1810



FL-G18N



FL-G1821

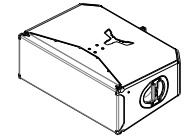
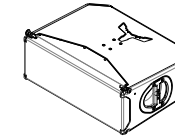
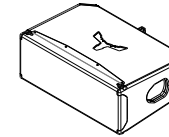
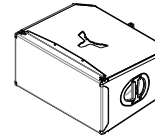
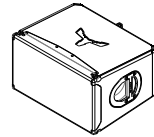


DOLLY-LA



FCASES

# LARRAY SERIES













**LA10(A)**

**LA12(A)**

**LA88(A)**

**LA28(A)**

**LA21(A)**

<b>TYPE</b>	2-way array element Trapezoidal enclosure	2-way array element Trapezoidal enclosure	2-way array element Trapezoidal enclosure	2-way array element Trapezoidal enclosure	2-way array element Trapezoidal enclosure
<b>ACTIVE VERSION</b>	YES** Class D, 2ch, DSP	YES** Class D, 2ch, DSP	YES** Class D, 2ch, DSP	YES** Class D, 2ch, DSP	YES** Class D, 2ch, DSP
<b>POWER RATING (AES / PEAK)</b>	600W / 1500W	650W / 1500W	500W / 1400W	500W / 1600W	700W / 2400W
<b>FREQUENCY RANGE</b>	85Hz - 20kHz (-10dB) X-over freq: 1.6kHz	62Hz - 20kHz (-10dB) X-over freq: 1.6kHz	80Hz - 18kHz (-10dB) X-over freq: 2.2kHz	62Hz - 20kHz (-10dB) X-over freq: 1.6kHz	52Hz - 20kHz (-10dB) X-over freq: 1.6kHz
<b>NOMINAL IMPEDANCE</b>	8 ohm LF: 8 ohm, HF: 8 ohm	8 ohm LF: 8 ohm, HF: 8 ohm	Full range: 8 ohm LF: 8 ohm, MF + HF: 8 ohm	8 ohm LF: 8 ohm, HF: 8 ohm	8 ohm LF: 8 ohm, HF: 8 ohm
<b>COMPONENTS*</b>	10" (3in VC) ferrite LF 1.4" (2.56in) NEO HF	12" (3in VC) ferrite LF 1.4" (2.56in) NEO HF	2x 8" (2in VC) ferrite LF 2x 1" (1.73in) HF	2x 8" (2in VC) ferrite LF 1.4" (2.56in) NEO HF	2x 10" (2.56in VC) ferrite LF 1.4" (2.56in) NEO HF
<b>DISPERSION</b>	100°x7° (HxV)	100°x7° (HxV)	100°xdisplay-dependent	100°xdisplay-dependent	100°xdisplay-dependent
<b>MAX SPL</b>	128dB @ 1m	132dB @ 1m	130dB @ 1m	129dB @ 1m	138dB @ 1m
<b>CONNECTIONS</b>	2x NL4 speakon (//) bi-amp switch	2x NL4 speakon (//) bi-amp switch	2x NL4 speakon (//) bi-amp switch	2x NL4 speakon (//) bi-amp switch	2x NL4 speakon (//) bi-amp switch
<b>DIMENSIONS (WxDxH)</b>	540x430x310mm 21.60x16.93x12.20in	640x505x330mm 25.20x19.88x12.99in	565x415x315mm 22.24x16.34x12.40in	640x480x235mm 25.19x18.89x9.25in	740x530x280mm 29.13x20.87x11.02in
<b>WEIGHT</b>	22Kg    24Kg 48.50lb    52.91lb	29Kg    31Kg 63.93lb    61.34lb	23Kg    26Kg 50.70lb    57.32lb	25Kg    27Kg 55.16lb    59.52lb	29Kg    32Kg 63.93lb    70.55lb
<b>LINK FULL SPECS</b>	  Passive    Active	  Passive    Active	  Passive    Active	  Passive    Active	  Passive    Active

\* EU TRANSDUCERS  
\*\* FROM POWERSOFT

**SUBWOOFERS**





# BASS-F SERIES

---

## OVERVIEW

The BASS-F series offers a professional passive/active flyable subwoofers range becoming the perfect choice for sound reinforcement challenges demanding high SPL and natural-sounding bass response designed to enhance the ultra-low bass of an existing PA system.

The 5 models from this series share the same type of construction/setup, 18mm birch plywood featuring a 18" (4in VC) extended low frequency loudspeaker designed for high SPL, offering a nominal power handling of 1200W rms at 8 Ohms each giving low-ranging yet clearly defined bass response and rendering impulses with great accuracy in a very compact and robust enclosure.

The active versions feature powerful class-D single channel amplifiers from POWERSOFT linked to a fully programmable DSP (AD/DA Converter: 24 bit @ 48 kHz high dynamic range (118 dB AD / 114 dB DA) with 4 user-selectable factory presets providing low-ranging yet clearly defined bass response and rendering impulses with great accuracy in a very compact and robust enclosure. The amplifier module is prepared for universal 85-264Vac mains input and features various electronic protections.

A perforated steel grille protects the loudspeaker and there are two side handles as well as four points in the rear for castors mounting. The enclosure has an integrated rigging system flyware and Ø9.8mm ball pins w/ stainless steel lanyard with PVC to facilitate ease of mounting and there is a metal rigging frame that allows the system to be used ground stacked or individually flown to increase its versatility combined each of its correspondent line array speaker.

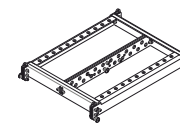
## KEY FEATURES

- > Bass reflex & flyable PASSIVE subwoofers
- > Each suited for a correspondent line array speaker
- > 1x 18" (4in VC) LF EU transducer, 1200W AES
- > Single channel Class-D amplifier with integrated DSP
- > Universal 85-264Vac mains, SMPS with PFC
- > Optimized for high SPL output
- > Made for an impact bass
- > Prepared for stacking and flying operation
- > Rugged and durable 15mm birch plywood
- > Powder coated custom perforated steel grille

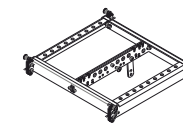
## FIND OUT MORE ABOUT BASS-F SERIES



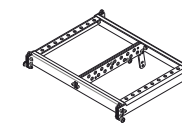
## ACCESSORIES



FL-G1810



FL-G18N

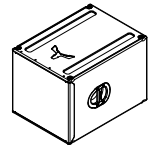


FL-G1821

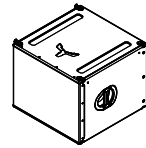


FCASES

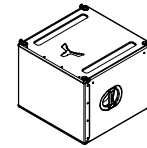
# BASS-F SERIES



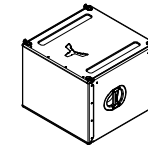
**G1810(A)**



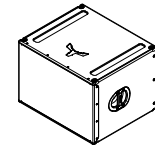
**G1812(A)**



**G1888(A)**



**G1828(A)**



**G1821(A)**

TYPE	Flyable subwoofer Bass-reflex	Flyable subwoofer Bass-reflex	Flyable subwoofer Bass-reflex	Flyable subwoofer Bass-reflex	Flyable subwoofer Bass-reflex
ACTIVE VERSION	YES** Class D, 1ch, DSP	YES** Class D, 1ch, DSP	YES** Class D, 1ch, DSP	YES** Class D, 1ch, DSP	YES** Class D, 1ch, DSP
POWER RATING (AES / PEAK)	1200W / 4800W	1200W / 4800W	1200W / 4800W	1200W / 4800W	1200W / 4800W
FREQUENCY RANGE	32Hz - 200Hz (-10dB) N/A	32Hz - 200Hz (-10dB) N/A	32Hz - 200Hz (-10dB) N/A	32Hz - 200Hz (-10dB) N/A	32Hz - 200Hz (-10dB) N/A
NOMINAL IMPEDANCE	8 ohm	8 ohm	8 ohm	8 ohm	8 ohm
COMPONENTS*	18" neodymium LF 4in VC	18" neodymium LF 4in VC	18" neodymium LF 4in VC	18" neodymium LF 4in VC	18" neodymium LF 4in VC
MAX SPL	136dB @ 1m	136dB @ 1m	136dB @ 1m	136dB @ 1m	136dB @ 1m
CONNECTIONS	2x NL4 speakon parallel-connected	2x NL4 speakon parallel-connected	2x NL4 speakon parallel-connected	2x NL4 speakon parallel-connected	2x NLT8MP, LF1 + LF2 // LF1 & LF2 (toggle switch)
DIMENSIONS (WxDxH)	540x740x520mm 21.26x29.13x20.47in	640x650x520mm 25.20x25.59x21.26in	640x650x520mm 25.20x25.59x21.26in	640x650x520mm 25.20x25.59x21.26in	740x630x520mm 29.13x24.80x20.47in
WEIGHT	52Kg    56Kg 114.64lb    126.46lb	52Kg    56Kg 114.64lb    126.46lb	52Kg    56Kg 114.64lb    126.46lb	52Kg    56Kg 114.64lb    126.46lb	55Kg    59Kg 121.25lb    130.07lb
LINK FULL SPECS	 Passive Active	 Passive Active	 Passive Active	 Passive Active	 Passive Active

\* EU TRANSDUCERS  
\*\* FROM POWERSOFT

# BASS SERIES

---

## OVERVIEW

The BASS series offers a professional and compact passive and active subwoofers range becoming the perfect choice for sound reinforcement challenges demanding high SPL and natural sounding bass response designed to enhance the ultra-low bass of an existing PA system.

The series comprises 5 models, four of them based on a Reflex Loaded design and one in a band-pass configuration, all equipped with extended low frequency loudspeakers, chosen to provide clean, undistorted low frequency reproduction at very high sound pressure levels and able to withstand high power levels without damage.

The active versions feature powerful class-D single channel amplifiers from POWERSOFT linked to a fully programmable DSP (AD/DA Converter: 24 bit @ 48 kHz high dynamic range (118 dB AD / 114 dB DA) with 4 user-selectable factory presets providing low-ranging yet clearly defined bass response and rendering impulses with great accuracy in a very compact and robust enclosure. The amplifier module is prepared for universal 85-264Vac mains input and features various electronic protections.

To ensure a perfect matching and avoid undesired vibrations during high SPL operation the enclosures are constructed in 18mm reinforced birch plywood with a rugged and durable polyurea coating. The ergonomic carrying handles permit a secure grip from all sides and convenient transport and all models are prepared to fit 4 swivel castors with 16x M6 inserts on the back. Punch and bass sensation do not have to be incompatible factors and this BASS series truly is a great example.

## KEY FEATURES

- > Bass reflex subwoofer range
- > 15", 18", 2x 12", 2x 18" and 2x 21" models
- > Equipped with powerful EU transducers
- > 2x NL4 parallel-connected plates
- > Versatile, compact and coherent subwoofers
- > Made for an impact bass
- > Recesses on the top to facilitate the stacking
- > Rugged and durable 18mm birch plywood construction
- > Powder coated custom perforated steel grille

## FIND OUT MORE ABOUT BASS SERIES

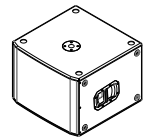


## ACCESSORIES

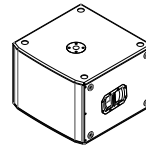


FCASES

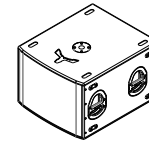
# BASS SERIES



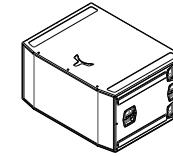
**G15(A)**



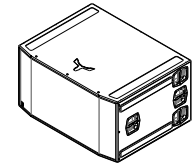
**G18(A)**




**G212(A)**



**G218(A)**



**G221**

TYPE	Compact subwoofer Reflex-loaded	Compact subwoofer Reflex-loaded	Compact subwoofer Bandpass, 5th order	Compact subwoofer Bass-reflex	Compact subwoofer Bass-reflex
ACTIVE VERSION	YES** Class D, 1ch, DSP	YES** Class D, 1ch, DSP	YES** Class D, 1ch, DSP	YES** Class D, 1ch, DSP	NO -
POWER RATING (AES / PEAK)	1200W / 4800W	1200W / 4800W	1400W / 5600W	2400W / 9600W	3400W / 9600W
FREQUENCY RANGE	32Hz - 250Hz (-10dB) N/A	27Hz - 200Hz (-10dB) N/A	35Hz - 200Hz (-6dB) N/A	27Hz - 180Hz (-10dB) N/A	25Hz - 150Hz (-10dB) N/A
NOMINAL IMPEDANCE	8 ohm	8 ohm	4 ohm	4 ohm	4 ohm
COMPONENTS*	15" ferrite LF 4in VC	18" ferrite LF 4in VC	2x 12" ferrite LF 4in VC	2x 18" ferrite LF 4in VC	2x 21" ferrite LF 4in VC
MAX SPL	132dB @ 1m	134dB @ 1m	135dB @ 1m	140dB @ 1m	142dB @ 1m
CONNECTIONS	2x NL4 speakon parallel-connected	2x NL4 speakon parallel-connected	2x NL4 speakon parallel-connected	2x NL4 speakon parallel-connected	2x NLT8MP, LF1 + LF2 // LF1 & LF2 (toggle switch)
DIMENSIONS (WxDxH)	590x590x440mm 23.23x23.23x17.32in	750x710x540mm 29.53x27.95x21.26in	600x710x440mm 23.62x27.95x17.32in	1070x830x580mm 42.13x32.68x22.83in	1240x860x620mm 63.78x48.82x33.86in
WEIGHT	35Kg    38Kg 77.16lb    83.78lb	55Kg    59Kg 114.64lb    130.07lb	47Kg    51Kg 103.62lb    114.43lb	93Kg    96Kg 205.03lb    211.64lb	117Kg 257x94lb
LINK FULL SPECS	  Passive    Active	  Passive    Active	  Passive    Active	  Passive    Active	 Passive

\* EU TRANSDUCERS  
\*\* FROM POWERSOFT

# HL SERIES

---

## OVERVIEW

The HL series is a horn-loaded subwoofer range designed to satisfy the need for an extreme high-SPL sub bass loudspeaker system for use in applications requiring accurate and powerful reproduction of low frequency energy at very high levels.

The series comprises 5 models, all based on a Horn Loaded, incorporating high performance, extended LF Neodymium transducers with high heat dissipation to allow the subwoofer to produce a continuously high SPL over a long time, increased program power handling and lower power compression delivering a uniform and stable frequency response at all power levels. In the double 18" enclosures, both drivers are enclosed in two separate folded chambers, to magnify the sound from the drivers and deliver the intense, high SPL needed for large venues and outdoor events.


The enclosures are constructed from 18mm plywood having a rugged and durable polyurea coating, equipped with recessed carrying handles and stacking feet. The cabinet is prepared to fit heavy duty wheels to aid in handling and transportation.

The HL series is engineered to provide maximum output with minimal distortion and smooth extended low frequency response and thanks to its long throw range, accuracy, high definition bass reproduction, the range is suited for both fixed and mobile systems, nightclubs, large scale concert touring and festival applications integrated into line array applications.

## KEY FEATURES

- > Horn loaded subwoofer range
- > 18", 2x 15", 2x 18" and 2x 21" models
- > Excellent "punch", extended low frequency
- > 2x 18" (4in VC) Neodymium EU transducer (high excursion)
- > Extended sub frequency response to 30 Hz
- > 2x NL4 parallel-connected plates
- > Rugged and durable 18mm birch plywood construction
- > Black textured Polyurea coating
- > Powder coated custom perforated steel grille
- > Recesses on the top to facilitate the stacking
- > Heavy duty wheel casters on the back (optional)

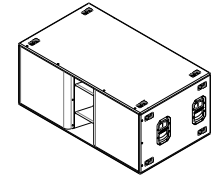
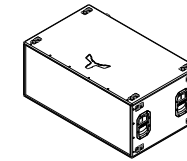
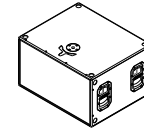
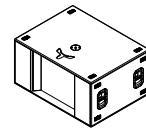
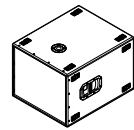
## FIND OUT MORE ABOUT HL SERIES



## ACCESSORIES



FCASES








**HL18**

**HL18HP**

**HL215**

**HL218**

**HL221**

TYPE	Compact subwoofer Horn-loaded	Compact subwoofer Paraflex C-2E	Compact subwoofer Horn-loaded	Compact subwoofer Horn-loaded	Compact subwoofer Horn-loaded
ACTIVE VERSION	NO -	NO -	NO -	NO -	NO -
POWER RATING (AES / PEAK)	1200W / 7000W	1800W / 7200W	1400W / 5600W	2400W / 9600W	3600W / 14000W
FREQUENCY RANGE	34Hz - 190Hz (-6dB) N/A	30Hz - 95Hz (single) N/A	35Hz - 120Hz (-3dB) N/A	29Hz - 100Hz (-6dB) N/A	25Hz - 110Hz (-3dB) N/A
NOMINAL IMPEDANCE	8 ohm	8 ohm	4 ohm	4 ohm	LF1 // LF2 = 4Ohm LF1 = 8Ohm & LF2 = 8Ohm
COMPONENTS*	18" neodymium LF 4in VC	18" neodymium LF 5.3in VC, 4-layers AL	2x 15" ferrite LF 4in VC	2x 18" neodymium LF 4in VC	2x 21" neodymium LF 4.5in VC
MAX SPL	136dB @ 1m	143dB @ 1m	145dB @ 1m	146dB @ 1m	146dB @ 1m
CONNECTIONS	2x NL4 speakon parallel-connected	2x NL4 speakon parallel-connected	2x NL4 speakon parallel-connected	2x NL4 speakon parallel-connected	2x NLT8MP, LF1 + LF2 // LF1 & LF2 (toggle switch)
DIMENSIONS (WxDxH)	620x750x515mm 24.41x29.53x20.28in	1200x915x600mm 47.24x36.02x23.62in	800x600x440mm 31.50x21.50x18.11in	1240x750x550mm 48.82x29.53x21.65in	1380x800x600mm 54.33x31.50x23.62in
WEIGHT	44Kg 9700lb	97Kg 213.85lb	54Kg 119.05lb	80Kg 176.37lb	105Kg 231.48lb
LINK FULL SPECS	 Passive	 Passive	 Passive	 Passive	 Passive

\* EU TRANSDUCERS

# **MULTIPURPOSE SPEAKERS**





# DUAL SERIES

---

## OVERVIEW

The DUAL series is a range of trapezoidal-wedged shape multipurpose speakers for use in PA systems or as an on-stage monitor.

The series comprises 4 models, passive and active versions available (not for the C12K), featuring low frequency transducers of 2.5 in VC capable of delivering excellent dynamic range, flat frequency response and a very low distortion figure which combined with 1" (1.73in VC) HF driver result in a superb sound and exceptional performance. To make it flexible, all models are prepared to be used as a stage monitor or as a pole mount speaker as the 90°x60° and 60°x90° CD horn can be rotated for vertical and horizontal operation in order to achieve the ideal sound dispersion.

As self-powered system, the (A) models incorporate a 2-channel Class-D amplifier from POWERSOFT and a DSP for real time operation according to different environments and music styles. With 4 user-selectable factory presets, the class D amplifier is prepared for 85-264Vac global mains voltage (SMPS with PFC) and features various electronic protections to guarantee the use of the speaker system in perfect sound and safe operation.

DUAL rugged enclosures are manufactured using 15mm birch plywood painted in hard-wearing and durable polyurea coating, being prepared to be used in flown configuration through 3x M8 inserts and in pole mount thanks to a Ø35mm socket with 0°/5° tilt.

This range of Speakers offers exceptional performance making it the perfect professional solution for clubs, bands and DJs and anywhere there is a need for dependable high performance multipurpose loudspeakers.

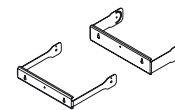
## KEY FEATURES

- > Multipurpose 2-way speaker range
- > 10", 12" and 15" bass reflex trapezoidal enclosures
- > LF and HF EU transducers
- > 2-channel Class D amplifier with integrated DSP
- > Universal 85-264Vac mains, SMPS with PFC
- > User-rotatable CD horn 90°x60° for ideal dispersion
- > Ø35mm pole mount with 0° and 5° tilt
- > Integrated rigging system with 3x M10 inserts
- > Rugged and durable 15mm birch plywood
- > Powder coated custom perforated steel grille

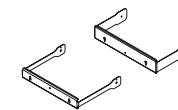
## FIND OUT MORE ABOUT DUAL SERIES



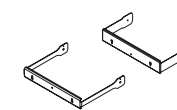
## ACCESSORIES



WBC10/H



WBC12/H

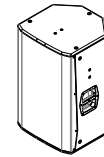
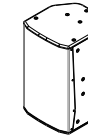
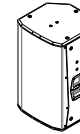
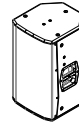


WBC15/H



FCASES

# DUAL SERIES










## C10(A)

## C12(A)

## C12K

## C15(A)

TYPE	2-way Multip. speaker Bass-reflex, trapezoidal	2-way Multip. speaker Bass-reflex, trapezoidal	2-way CLUB/KTV speaker Bass-reflex, trapezoidal	2-way Multip. speaker Bass-reflex, trapezoidal
ACTIVE VERSION	YES** Class D, 2ch. DSP	YES** Class D, 2ch. DSP	NO -	YES** Class D, 2ch. DSP
POWER RATING (AES / PEAK)	360W / 900W	360W / 900W	1200W / 2400W	410W / 1100W
FREQUENCY RANGE	75Hz - 18kHz (-6dB) X-over freq.: 2kHz	65Hz - 18kHz (-6dB) X-over freq.: 2kHz	40Hz - 22kHz (-10dB) X-over freq.: 1.35kHz	50Hz - 18kHz (-6dB) X-over freq.: 2kHz
NOMINAL IMPEDANCE	8 ohm	8 ohm	8 ohm	8 ohm
COMPONENTS*	10" (2in VC) MF 1" (1.73in VC) HF	12" (2.5in VC) MF 1" (1.73in VC) HF	12" (4in VC) MF 1" (2in VC) HF	15" (2.5in VC) MF 1" (1.73in VC) HF
DISPERSION	CD, 90°x60° (rotatable)	CD, 90°x60° (rotatable)	CD, 90°x60° (rotatable)	CD, 90°x60° (rotatable)
MAX. SPL	125dB @ 1m	127dB @ 1m	131dB @ 1m	129dB @ 1m
CONNECTIONS	2x NL4 speakon parallel-connected	2x NL4 speakon parallel-connected	2x NL4 speakon (//) 2 selectable presets	2x NL4 speakon parallel-connected
DIMENSIONS (WxDxH)	320x350x550mm 12.60x13.78x21.65in	350x340x600mm 13.78x13.39x23.62in	360x375x600mm 14.17x14.76x23.62in	430x420x690mm 16.93x16.54x27.17in
WEIGHT	18Kg      20Kg 39.68lb    40.09lb	20Kg      22Kg 44.09lb    48.50lb	24Kg 52.91lb	23Kg      25Kg 50.71lb    55.16lb
LINK FULL SPECS	  Passive      Active	  Passive      Active	 Passive	  Passive      Active

\* EU TRANSDUCERS  
\*\* FROM POWERSOFT

# DUAL PRO SERIES

---

## OVERVIEW

The DUAL PRO series speaker range offers high-quality 2-way, elegant, refined and wedge shaped enclosures.

Designed to deliver nothing but high performances, this DLP series incorporate 12" and 15" mid-bass neodymium transducers with high power handling capabilities combined with a 1.4" (2.56in) NEO driver coupled to a CD horn to ensure a precise audience coverage, improved sound quality and outstanding speech intelligibility. The dispersion of the CD horn is symmetric and rotatable 90°x60° or 60°x90° in order to keep the same coverage in case of horizontal use as the DLP enclosures offer a monitor wedge shape in case of use as a stage monitor.

For an easy and flexible operation the DLP provides a 2x NL4 plate on the back and 1x NL4MPR on the bottom to facilitate wiring in stage monitor applications.

A SM7DT pole mount flange on the bottom allows a 0° and 5° horizontal tilt for loudspeaker cabinets on speaker stands in a way that the dispersion of the high frequencies can be controlled and adjusted according to the location and application. Additional mounting hardware such as a "U" bracket is available to allow both vertical and horizontal permanent installation.

As a true multipurpose speaker the DLP speakers can use as standalone full range system, compact stage monitor or as a mid-hi unit in combination with a subwoofer, designed to suite various fields of application because of its strength and performing capabilities.

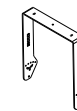
## KEY FEATURES

- > 2-way Multipurpose passive speaker range
- > 12" and 15" Bass reflex trapezoidal enclosures
- > LF and HF neodymium EU transducers
- > 2x NL4 parallel-connected plates
- > User-rotatable CD horn 90°x60° for ideal dispersion
- > Ø35mm pole mount with 0° and 5° tilt
- > Integrated rigging system with 3x M10 inserts
- > Rugged and durable 15mm birch plywood
- > Powder coated custom perforated steel grille

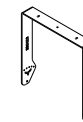
## FIND OUT MORE ABOUT DUAL PRO SERIES



## ACCESSORIES



WBDLP12V

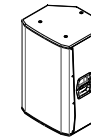
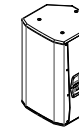




WBDPL15V



FCASES

# DUAL PRO SERIES



	<b>DLP12</b>	<b>DLP15</b>
<b>TYPE</b>	2-way Multip. speaker Bass-reflex, trapezoidal	2-way Multip. speaker Bass-reflex, trapezoidal
<b>ACTIVE VERSION</b>	NO -	NO -
<b>POWER RATING (AES / PEAK)</b>	500W / 2000W	500W / 2000W
<b>FREQUENCY RANGE</b>	52Hz - 19kHz (-10dB) X-over freq.: 1.2kHz	49Hz - 19kHz (-10dB) X-over freq.: 1.2kHz
<b>NOMINAL IMPEDANCE</b>	8 ohm	8 ohm
<b>COMPONENTS*</b>	12" (3in VC) MF 1.4" (2.56in VC) NEO HF	15" (3in VC) MF 1.4" (2.56in VC) NEO HF
<b>DISPERSION</b>	CD, 90°x60° (rotatable)	CD, 90°x60° (rotatable)
<b>MAX. SPL</b>	127dB @ 1m	128dB @ 1m
<b>CONNECTIONS</b>	2x NL4 speakon, NL4MPR parallel-connected	2x NL4 speakon, NL4MPR parallel-connected
<b>DIMENSIONS (WxDxH)</b>	370x350x630mm 14.57x13.78x24.80in	440x390x710mm 17.32x15.35x27.95in
<b>WEIGHT</b>	28Kg 61.73lb	31Kg 68.34lb
<b>LINK FULL SPECS</b>	 Passive	 Passive

\* EU TRANSDUCERS

# MPS SERIES

## OVERVIEW

The MPS series is a speaker range of high efficiency, ultra-compact 2-way arrayable point source enclosures designed as to combine the versatility of a point source with the perfect "arrayability" of a line array.

The series consists of two trapezoidal enclosures housing a high excursion 12" and 15" reflex-loaded low frequency woofers that combines excellent linearity, good efficiency and high power handling. The HF section consists of one large format 1.4" neodymium compression driver mounted on a rotatable constant coverage composite horn which provides a 90° H by 60° V dispersion pattern to obtain a smooth frequency response maintaining constant coverage and directivity pattern.


As a Modular Point Source, the MPS speakers can be installed as a single element or as part of an array of up to four elements and unlike modular line arrays, the cabinets are designed to connect directly to one another, with splay angle between adjacent cabinets adjustable in increments of 5° and a highly flexible and simple rigging system.

A comprehensive set of accessories is available for creating horizontal or vertical arrays. In sum, the MPS12 and MPS15 are a compact high performance system, the perfect choice for applications that need: higher acoustic levels (SPL), more headroom, wide covered area (but don't need to throw a long distance), more dispersion options becoming a nice compromise between the flexibility of a modular line array but with far simpler rigging and electronic optimization.

## KEY FEATURES

- > 2-way Modular Point Source Elements
- > Ultra Compact, high-efficiency, elegant Trapezoidal enclosure
- > 12 and 15" neodymium high excursion EU transducers
- > 1.4" neodymium HF (2.56in VC) EU compression drivers
- > 2x NL4 parallel-connected
- > User-rotatable CD horn 90°x60° for ideal dispersion
- > M10 rigging points for vertical and horizontal installation
- > Rugged and durable 15mm birch plywood
- > Suited for FOH, Out-fill, In-fill, Worship spaces
- > Expandable with subs for a powerful front PA

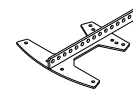
## FIND OUT MORE ABOUT MPS SERIES



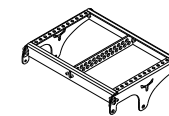
## ACCESSORIES



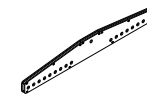
L-MPS12/15



FH-MPS12/15



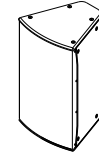
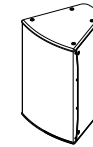
FV-MPS12/15



BH-MPS



FCASES



	MPS12	MPS15
<b>TYPE</b>	2-way mod. point source Bass-reflex, trapezoidal	2-way mod. point source Bass-reflex, trapezoidal
<b>ACTIVE VERSION</b>	NO -	NO -
<b>POWER RATING (AES / PEAK)</b>	600W / 2200W	600W / 2200W
<b>FREQUENCY RANGE</b>	52Hz - 19kHz (-10dB) X-over freq.: 1.2kHz	49Hz - 19kHz (-10dB) X-over freq.: 1.2kHz
<b>NOMINAL IMPEDANCE</b>	8 ohm	8 ohm
<b>COMPONENTS*</b>	12" (3in VC) NEO MF 1.4" (2.56in VC) NEO HF	15" (3in VC) NEO MF 1.4" (2.56in VC) NEO HF
<b>DISPERSION</b>	CD, 90°x60° (rotatable)	CD, 90°x60° (rotatable)
<b>MAX. SPL</b>	131dB @ 1m	133dB @ 1m
<b>CONNECTIONS</b>	2x NL4 speakon (//) bi-amp switch	2x NL4 speakon (//) bi-amp switch
<b>DIMENSIONS (WxDxH)</b>	415x410x650mm 16.34x16.14x25.59in	435x420x710mm 17.13x16.54x27.95in
<b>WEIGHT</b>	22Kg 48.50lb	26Kg 57.32lb
<b>LINK FULL SPECS</b>	 Passive	 Passive

\* EU TRANSDUCERS

# **STAGE MONITORS**





# GROOVE SERIES

---

## OVERVIEW

The GROOVE series stage monitors are not just powerful, accurate, compact but beautifully designed. The series has been engineered to deliver a complete sound reinforcement solution to fulfil the highest demands of audio professionals for both permanent installation and rental production markets.

Compromising 3 models, 10", 12" and 15" 2-way enclosures, the GROOVE series incorporate low frequency drivers designed to combine excellent linearity with good sensitivity and power handling characteristics together with a 1" (1.73in) compression driver coupled to a CD rotatable (90°x60° and 60°x90°) horn and an internal passive crossover resulting in a surprising sonic performance inside a compact package.

As self-powered system, the (A) models incorporates a 2-channel Class-D amplifier from POWERSOFT and a DSP for real time operation according to different environments and music styles. With 4 user-selectable factory presets, the class D amplifier is prepared for 85-264Vac global mains voltage (SMPS with PFC) and features various electronic protections to guarantee the use of the speaker system in perfect sound and safe operation.

To make it flexible, there are M8 and M10 inserts for wall and truss mounting.

As a high performance stage monitor, the GROOVE series is suited to sound reinforcement applications such as front of house, floor monitor, sidefill monitoring small and medium sized stages as well as distributed systems.

## KEY FEATURES

- > Multipurpose 2-way stage monitor range
- > 10", 12" and 15" 2-way wedged enclosures
- > LF and HF EU transducers
- > User-rotatable CD horn 90°x60° for ideal dispersion
- > 2-channel Class D amplifier with integrated DSP
- > Universal 85-264Vac mains, SMPS with PFC
- > Threaded inserts on handles to fit a "U" bracket
- > Prepared for wall and Truss mounting
- > Elegant looking professional enclosure
- > Rugged and durable 15mm birch plywood, polyurea coating

## FIND OUT MORE ABOUT GROOVE SERIES

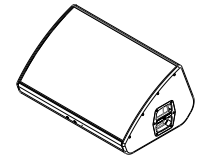
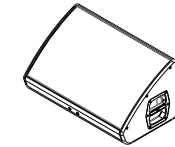
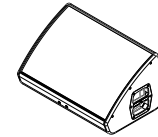


## ACCESSORIES



FCASES

# GROOVE SERIES



## M10(A)

## M12(A)

## M15(A)

TYPE	2-way stage monitor Bass-reflex, wedged	2-way stage monitor Bass-reflex, wedged	2-way stage monitor Bass-reflex, wedged
ACTIVE VERSION	YES** Class D, 2ch, DSP	YES** Class D, 2ch, DSP	YES** Class D, 2ch, DSP
POWER RATING (AES / PEAK)	360W / 900W	360W / 900W	410W / 1100W
FREQUENCY RANGE	80Hz - 19kHz (-6dB) X-over freq: 2kHz	65Hz - 18kHz (-6dB) X-over freq: 2kHz	50Hz - 19kHz (-6dB) X-over freq: 2kHz
NOMINAL IMPEDANCE	8 ohm	8 ohm	8 ohm
COMPONENTS*	10" (2in VC) MF 1" (1.73in VC) HF	12" (2.5in VC) MF 1" (1.73in VC) HF	15" (2.5in VC) MF 1" (1.73in VC) HF
DISPERSION	CD, 90°x60° (rotatable)	CD, 90°x60° (rotatable)	CD, 90°x60° (rotatable)
MAX. SPL	122dB @ 1m	127dB @ 1m	129dB @ 1m
CONNECTIONS	2x NL4 speakon parallel-connected	2x NL4 speakon parallel-connected	2x NL4 speakon parallel-connected
DIMENSIONS (WxDxH)	610x425x330mm 24.02x16.73x12.99in	630x425x330mm 24.80x16.73x12.99in	730x485x360mm 28.74x19.09x14.17in
WEIGHT	18Kg      21Kg 39.68lb    46.29lb	23Kg      26Kg 50.71lb    27.32lb	25Kg      28Kg 55.16lb    61.73lb

LINK FULL SPECS



Passive    Active



Passive    Active



Passive    Active

\* EU TRANSDUCERS  
\*\* FROM POWERSOFT

# SOUL SERIES

---

## OVERVIEW

The SOUL stage monitor series delivers a complete sound reinforcement solution to fulfil the highest demands of audio professionals for both fixed installation and rental production markets.

Compromising 3 models, the whole series is equipped with European transducers having the CX8 a combination of 2.56in LF + 1.46in HF and both CX12 and CX15 a 4in LF voice coil combined with the HF 2.9in voice coil matching the curvilinear profile LF cone that provides smooth response within its intended frequency range and the integrated HF compression driver that has been designed to give smooth coherent wave front in the horn entrance in all working frequency range for a surprising performance.

As self-powered system, the (A) models incorporates a 2-channel Class-D amplifier from POWERSOFT and a DSP for real time operation according to different environments and music styles. With 4 user-selectable factory presets, the class-D amplifier is prepared for 85-264Vac global mains voltage (SMPS with PFC) and features various electronic protections to guarantee the use of the speaker system in perfect sound and safe operation. The CX8 is not available in active version.

To make it portable and flexible, side handles have threaded inserts to fit a "U" bracket to use as wall mount or in trussing and a Ø35mm pole mount socket is also provided.

The SOUL series is the perfect solution for sound reinforcement applications such as front of house, floor monitor and distributed systems.

## KEY FEATURES

- > Professional coaxial stage monitors
- > 8", 12" and 15" wedged enclosures
- > CX8, Coax 2.56in LF + 1.46in HF VC EU transducers
- > CX12/CX15, Coax 4in LF + 2.9in HF VC EU transducers
- > 2x NL4 parallel-connected plate
- > 2-channel Class D amplifier with integrated DSP
- > Universal 85-264Vac mains, SMPS with PFC
- > Threaded inserts on handles to fit a "U" bracket
- > Rugged and durable 15mm birch plywood construction
- > Powder coated custom perforated steel grille

## FIND OUT MORE ABOUT SOUL SERIES



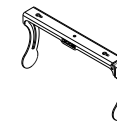
## ACCESSORIES



WBCX8



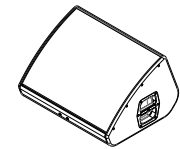
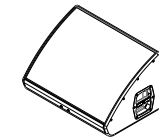
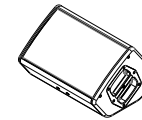
WBCX12



WBCX15







FCASES



## CX8

## CX12(A)

## CX15(A)

TYPE	COAX stage monitor Bass-reflex, 35° angle	COAX stage monitor Bass-reflex, 35° angle	COAX stage monitor Bass-reflex, 35° angle
ACTIVE VERSION	NO -	YES** Class D, 2ch. DSP	YES** Class D, 2ch. DSP
POWER RATING (AES / PEAK)	250W + 30W / 560W	400W + 80W / 1600W	400W + 80W / 1600W
FREQUENCY RANGE	65Hz - 20kHz (-6dB) X-over freq: 1.3kHz	60Hz - 20kHz (-6dB) X-over freq: 1.5kHz	60Hz - 20kHz (-6dB) X-over freq: 1.5kHz
NOMINAL IMPEDANCE	8 ohm	8 ohm	8 ohm
COMPONENTS*	8" COAX 2.56in VC LF + 1.46in VC HF	12" COAX 4in VC LF + 2.87in VC HF	15" COAX 4in VC LF + 2.87in VC HF
DISPERSION	90° axisymetrical	80° axisymetrical	80° axisymetrical
MAX. SPL	124dB @ 1m	128dB @ 1m	130dB @ 1m
CONNECTIONS	2x NL4 speakon parallel-connected	2x NL4 speakon parallel-connected	2x NL4 speakon parallel-connected
DIMENSIONS (WxDxH)	400x320x260mm 15.75x12.60x12.24in	500x425x325mm 19.69x16.73x12.80in	600x485x355mm 23.62x19.09x13.98in
WEIGHT	9Kg 1764lb	25Kg 55.16lb    28Kg 61.73lb	28Kg 61.73lb    31Kg 68.34lb
LINK FULL SPECS	 Passive	  Passive    Active	  Passive    Active

\* EU TRANSDUCERS  
\*\* FROM POWERSOFT

# **PORTABLE SYSTEMS**



# SYSTEMS SERIES

## OVERVIEW

This family of active systems was designed to provide versatile self-powered solutions endowed with high quality components prepared to deliver superb sound and offering an exceptional performance in a wide variety of applications.

LOUD+, each "side" of this active line array system comprises four mid/high passive array elements each loaded with a 2x 5" MF woofers + 1" HF compression driver coupled to a wave guide horn. All 4 passive satellites are driven by an active bass reflex designed subwoofer that features a 15" LF (4in) EU transducer.

LANE1400+, a 15" (4in voice coil) active subwoofer chosen to provide clean, undistorted low frequency reproduction at very high sound pressure levels and able to withstand high power levels without damage coupled to the T803 column speaker constructed in aluminum profile featuring vertical array assembly of 8x 3" EU transducers plus a 1" HF driver which combined with the subwoofer results in a rock-solid low end and smooth, detailed highs and a well-defined midrange combination.

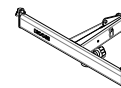
LANE3200, a 18" (4in voice coil) active subwoofer equipped with an extended low frequency transducer created to provide higher maximum SPL, increased program power handling and lower power compression able to withstand high power levels without damage. The column speaker is birch plywood constructed and features a vertical array assembly of 4x 6" (1.46in) EU transducers combined with a 1.4" (2.56in) Neodymium HF driver coupled to a true wave guide horn with 100°x 25° dispersion that ensures consistent and long range projection with very low distortion levels.

LOOP, a versatile package of an 18" (4in voice coil) active subwoofer chosen to provide clean, undistorted low frequency reproduction at very high sound pressure levels and able to withstand high power levels without damage working together with a set of four very small and compact array elements that feature 2x 3" FR EU transducers and a 1" HF driver. The result is just surprising.

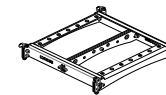
All systems incorporate a 2-channel Class-D amplifier from POWERSOFT and a DSP for real time operation according to different environments and music styles. With 4 user-selectable factory presets, the class D amplifier is prepared for 85-264Vac global mains voltage (SMPS with PFC) and features various electronic protections to guarantee the use of the speaker system in perfect sound and safe operation.

With high quality components and high-tech amplifiers, these active systems achieve extremely high performance with tight, rock-solid low end, with smooth, detailed highs and a well-defined midrange making these systems the ultimate in "all-in-one" complete and convenient "plug-n-play" PA system solution for small to medium size applications.

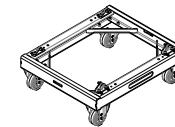
## ACCESSORIES



FS-LOUD205



FL-LOUD



DOLLY-LOUD



T803EXT

## FIND OUT MORE ABOUT SYSTEM SERIES



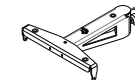
WSM



FL-T406



WSL



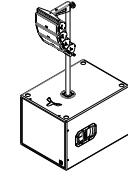
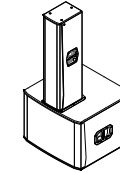
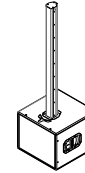
FL-LOOP23



FCASES



# SYSTEMS SERIES



	<b>LOUD+</b>	<b>LANE1400+</b>	<b>LANE3200</b>	<b>LOOP</b>
<b>TYPE</b>	Active line array system Bass-reflex enclosures	Active column PA system Bass-reflex enclosures	Active column PA system Bass-reflex enclosures	Active line array system Bass-reflex enclosures
<b>ACTIVE VERSION</b>	YES** Class D, 2ch, DSP	YES** Class D, 2ch, DSP	YES** Class D, 2ch, DSP	YES** Class D, 2ch, DSP
<b>POWER RATING (AES / PEAK)</b>	1000W/1400W [sub] 200W/380W [top]	1000W / 1400W [sub] 200W / 350W [column]	12000W / 4800W [sub] 500W / 1200W [column]	1200W/4800W [sub] 70W/200W [top]
<b>FREQUENCY RANGE</b>	40Hz - 19kHz (-6dB) DSP controlled	40Hz - 20kHz (-10dB) DSP controlled	38Hz - 20kHz (-10dB) DSP controlled	38Hz - 20kHz (-6dB) DSP controlled
<b>COMPONENTS*</b>	15" (4in VC) LF [sub] 2x 5" (1.26in VC) MF 1" (0.98in VC) HF	15" (4in VC) LF [sub] 8x 3" (0.75in VC) MF 1" (0.98in VC) HF	18" (4in VC) LF [sub] 4x 6" (1.46in VC) MF 1.4" (2.56in VC) HF Neo	18" (4in VC) LF [sub] 2x 3" (0.75in VC) MF 1" (0.98in VC) HF
<b>DISPERSION</b>	120° horizontal	120° horizontal (conical)	100°x25° (HxV)	80° conical
<b>MAX. SPL</b>	132dB @ 1m	132dB @ 1m	136dB @ 1m	133dB @ 1m
<b>CONNECTIONS</b>	XLR combo in / XLR link Powercon 230V, NL4 out	XLR combo in / XLR link Powercon 230V in/out	XLR combo in / XLR link Powercon 230V in/out	XLR combo in / XLR link Powercon 230V, NL4 out
<b>DIMENSIONS (WxDxH)</b>	530x615x430mm [sub] 530x250x170mm [top]	530x550x430mm [sub] 107x95x1320mm [column]	750x720x540mm [sub] 220x310x995mm [column]	540x500x740mm [sub] 245x105x125mm [top]
<b>WEIGHT</b>	36Kg [sub] 8.5Kg [top]	33Kg [sub] 8Kg [top]	59Kg [sub] 28Kg [top]	59Kg [sub] 3Kg [top]
<b>LINK FULL SPECS</b>	 Active	 Active	 Active	 Active

\* EU TRANSDUCERS  
\*\* FROM POWERSOFT

# **INSTALLATION SPEAKERS**



# INSTALL SERIES

## OVERVIEW

The Installation series speakers is the right choice to anyone that wants to install loudspeakers into a wall or into a ceiling matching the high quality sound requirements for modern indoor spaces. Extremely compact, accurate and good looking the 2-way speakers can also be complemented with a number of MOOSE subwoofer systems.

All models incorporates high quality EU transducers combined with an extremely high sensitivity and lower distortion Kapton 1" driver for outstanding detail and clarity in high frequencies without harshness. All speakers feature an internal passive crossover designed to deliver neutral and natural sound and a line transformer can be installed (optional), offering Euroblock speaker terminals (+ 2x NL4 parallel-connected just for the I8) for an easy and flexible installation regardless the surroundings.

Just the I205 has an active version that features a 2-channel Class-D amplifier from POWERSOFT and a DSP for real time operation according to different environments and music styles. With 4 user-selectable factory presets, the class D amplifier is prepared for 85-264Vac global mains voltage (SMPS with PFC) and features various electronic protections to guarantee the use of the speaker system in perfect sound and safe operation.

All models are prepared to be wall mounted having two types of mounting brackets available, one for vertical and another for horizontal installation. The I series range is available matched to any RAL colour suited for a variety of venues including restaurants, bars, clubs, retail shops, exhibition centers, fitness centers, conference rooms ensuring maximum speech intelligibility, precise band coverage and ease of installation thanks to the flexible mounting hardware solutions.

## KEY FEATURES

- > 2-way Installation speakers
- > 4", 5", 6", 8" and 2x 5" bass reflex enclosures
- > LF and HF EU transducers
- > Euroblock speaker terminals
- > 2-channel Class D amp w/ integrated DSP (I205A)
- > Optional line transformer, 100V - 8ohm (T versions)
- > Prepared for wall/ceiling mounting, 4x M6 inserts
- > 4x M5 inserts for Wall mount support adjustable in 2 axes (optional)
- > Ø35mm pole mount socket (I8)
- > Rugged and durable 15mm birch plywood

## FIND OUT MORE ABOUT INSTALL SERIES



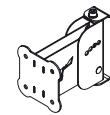
## ACCESSORIES



WBI4/5/6/8



WSI4



WSI



WBI205

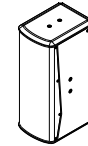
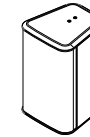


WBI205V



PMA205

# INSTALL SERIES




**I4(T)**

**I5(T)**

**I6(T)**

**I8(T)**

**I205(A)**

<b>TYPE</b>	2-way installation speaker Bass-reflex, trapezoidal	2-way installation speaker Bass-reflex, trapezoidal	2-way installation speaker Bass-reflex, trapezoidal	2-way installation speaker Bass-reflex, trapezoidal	2-way installation speaker Bass-reflex, trapezoidal
<b>ACTIVE VERSION</b>	NO -	NO -	NO -	NO -	YES** Class D, 2ch. DSP
<b>POWER RATING (AES / PEAK)</b>	50W / 90W	100W / 190W	140W / 280W	170W / 340W	200W / 380W
<b>FREQUENCY RANGE</b>	120Hz - 20kHz (-6) X-over freq: 2.2kHz	90Hz - 20kHz (-6dB) X-over freq: 2.5kHz	80Hz - 20kHz (-6dB) X-over freq: 2.2kHz	70Hz - 20kHz (-6dB) X-over freq: 2.2kHz	65Hz - 20kHz (-10dB) X-over freq: 2.5kHz
<b>NOMINAL IMPEDANCE</b>	8 ohm	8 ohm	8 ohm	8 ohm	4 ohm
<b>COMPONENTS*</b>	4" (0.75in VC) ferrite LF 1" (1in) HF	5" (1.26in VC) ferrite LF 1" (1in) HF	6" (1.26in VC) ferrite LF 1" (1in) HF	8" (1.46in VC) ferrite LF 1" (1in) HF	2x 5" (1.26in VC) ferrite LF 1" (0.98in) HF
<b>DISPERSION</b>	80°, conical	80°, conical	80°, conical	CD, 60°x40°	CD, 60°x60°
<b>MAX SPL</b>	108dB @ 1m	112dB @ 1m	116dB @ 1m	118dB @ 1m	122dB @ 1m
<b>CONNECTIONS</b>	Euroblock terminal I4T (100V version)	Euroblock terminal I5T (100V version)	Euroblock terminal I6T (100V version)	Euroblock, 2x NL4 (//) I8T (100V version)	2x NL4 speakon (//)
<b>DIMENSIONS (WxDxH)</b>	150x160x204mm 5.91x6.30x8.03in	160x185x245mm 6.30x7.28x9.65in	190x200x300mm 7.48x7.87x11.81in	240x255x394mm 9.45x10.04x15.51in	170x230x430mm 6.69x9.06x16.93in
<b>WEIGHT</b>	3Kg 6.61lb	4Kg 8.81lb	6Kg 13.22lb	8Kg 17.64lb	7.5Kg 16.54lb      9.5Kg 20.95lb
<b>LINK FULL SPECS</b>	 Passive	 Passive	 Passive	 Passive	  Passive      Active

\* EU TRANSDUCERS  
\*\* FROM POWERSOFT

# INSTALL-S SERIES

---

## OVERVIEW

The INSTALL SUB subwoofer series were designed to be an universally useable solution for installations seeking for a discrete but compact and effective subwoofer. Its bass reflex design is engineered to be as compact as possible while giving the maximum performance in terms of sound quality and bass response to any a PA installation.

The series comprises 4 models, IB 8 with a 8" (1.5in VC), IB12 with a 12" (2.95in VC), IB15 with a 15" (4in VC) and IB212 with 2x 12" (2.5in VC) all equipped with rubber surround EU transducers to provide excellent power density in compact enclosures.

The active versions are driven by single channel class-D premium quality EU amplifiers featuring all electronic circuitry protection, with parallel XLR/M and XLR/F connectors for simple loop-through connectivity and a rotary potentiometer that allows to adjust the X-over frequency easily.

This INSTALL SUB series is the perfect partner to work with MOOSE INSTALL and PURE series series acting as a supplement in PA installations to complete the existing sound with a deep and extended low frequency response, the ideal solution to any installed sound applications where space is limited allowing close placement to any wall or corner.

The perfect solution for bars and restaurants, hotels, retail, etc.

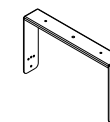
## KEY FEATURES

- > Bass reflex installation subwoofers
- > 8", 12", 15" and 2x 12" models available
- > Rubber surround LF EU transducers
- > 1-channel Class D amplifiers
- > Universal 85-264Vac mains, SMPS with PFC
- > Variable X-over frequency adjustable by rotary pot
- > Versatile, compact to permit unobtrusive placement
- > Supplied with wallmount brackets (optional)
- > Rugged and durable 15mm birch plywood construction
- > Powder coated custom perforated steel grille

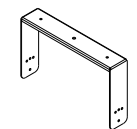
## FIND OUT MORE ABOUT INSTALL SUB SERIES



## ACCESSORIES

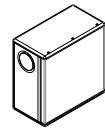


WBIB12

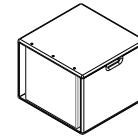


WBIB15

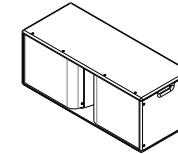
# INSTALL-S SERIES



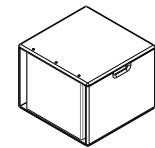
**IB8(A)**










**IB12(A)**



**IB212**




**IB15(A)**

TYPE	Compact installation sub Bass-reflex	Compact installation sub Bass-reflex	Compact installation sub Bass-reflex	Compact installation sub Bass-reflex
ACTIVE VERSION	YES** Class D, 1ch	YES** Class D, 1ch	NO -	YES** Class D, 1ch
POWER RATING (AES / PEAK)	200W / 400W	500W / 800W	800W / 1600W	1000W / 1400W
FREQUENCY RANGE	40Hz - 160Hz (-10dB) Adjustable X-over freq (A).	38Hz - 160Hz (-10dB) Adjustable X-over freq. (A)	35Hz - 150Hz (-10dB)	38Hz - 160Hz (-10dB) Adjustable X-over freq. (A)
NOMINAL IMPEDANCE	8 ohm	8 ohm	4 ohm	8 ohm
COMPONENTS*	8" (1.5in VC) ferrite LF Rubber surround cone	12" (2.92in VC) ferrite LF Rubber surround cone	2x 12" (2.5n VC) ferrite LF Rubber surround cone	15" (4in VC) ferrite LF Rubber surround cone
MAX. SPL	121dB @ 1m	129dB @ 1m	138dB @ 1m	136dB @ 1m
CONNECTIONS	2x NL4 speakon parallel-connected	2x NL4 speakon parallel-connected	2x NL4 speakon parallel-connected	2x NL4 speakon parallel-connected
DIMENSIONS (WxDxH)	400x215x400mm 15.75x8.46x15.75in	460x450x360mm 18.11x17.72x14.17in	850x350x340mm 33.43x13.78x13.39in	530x550x430mm 20.87x21.65x16.93in
WEIGHT	11Kg      13Kg 24.25lb    28.67lb	21Kg      23Kg 46.30lb    50.71lb	38Kg 83.78lb	29Kg      31Kg 63.93lb    68.34lb
LINK FULL SPECS	  Passive      Active	  Passive      Active	 Passive	  Passive      Active

\* EU TRANSDUCERS  
\*\* FROM ICE POWER

# **COLUMN SPEAKERS**





# PURE SERIES

---

## OVERVIEW

The 2<sup>nd</sup> generation of PURE series family elements was designed to meet the highest demands for speech intelligibility and visual appearance. This new range of column speakers is built in a lightweight and elegant AL profile especially designed to deliver excellent voice quality/reproduction for its use in many different applications.

All three models incorporate a vertical array of 2" FR transducers (0.75in VC) with Neodymium magnet and rubber surround that assure linearity and consistent power handling. The cone is made of weather proof treated paper. There is built-in internal passive crossover (low impedance) designed to deliver neutral and natural sound and a 100V line transformer (high impedance) that can be easily selected on the rear panel through a switch.

The input is made of a 4-pin (in/out) Phoenix Euroblock speaker terminal parallel-connected for an easy and flexible installation regardless the surroundings.

This speaker's slim and unobtrusive design can be matched with the IB8/IB12/IB15 subwoofers acting like a supplement in PA installations to complete the existing sound with a deep and extended low frequency response. There is a wall mount bracket and a 2-axis adjustable support – WSI23.

Especially designed to give top quality reproduction of both, speech and music, this range of speakers is the perfect solution for all kind of public address installations such as conference rooms, churches, railway stations, supermarkets, shopping centers, etc. The (WX) is a special version, prepared for outdoor use.

## KEY FEATURES

- > Public address installation speakers
- > Ultra slim and elegant AL profile
- > 1x 2", 4x 2", 8x 2" and 16x 2" models available
- > Premium 2" FR (0.75in VC) Neodymium transducers
- > Euroblock speaker terminals
- > Suitable for 8ohm low & 100V high impedance installations
- > Input impedance can be selected on the rear panel
- > Solid and elegant aluminum construction
- > Custom perforated metal grille
- > Textured powder coating finishing
- > Wall mount bracket available, 2-axis adjustable

## FIND OUT MORE ABOUT PURE SERIES



## ACCESSORIES



WSI23



PMA23



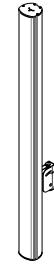
**C102**



**C402(WX)**



**C802(WX)**



**C162(WX)**

	<b>C102</b>	<b>C402(WX)</b>	<b>C802(WX)</b>	<b>C162(WX)</b>
<b>TYPE</b>	Column speaker Extruded AL profile	Column speaker Extruded AL profile	Column speaker Extruded AL profile	Column speaker Extruded AL profile
<b>ACTIVE VERSION</b>	NO -	NO -	NO -	NO -
<b>POWER RATING (AES/PEAK)</b>	25W / 180W	60W / 180W	140W / 400W	280W / 540W
<b>FREQUENCY RANGE</b>	160Hz - 19kHz (-6dB)	180Hz - 19kHz (-6dB)	170Hz - 19kHz (-6dB)	170Hz - 19kHz (-6dB)
<b>NOMINAL IMPEDANCE</b>	8 ohm LZ / 100V HZ user-selectable	8 ohm LZ / 100V HZ user-selectable	16 ohm LZ / 100V HZ user-selectable	8 ohm LZ / 100V HZ user-selectable
<b>COMPONENTS*</b>	2" (0.75in) NEO FR 1" NEO soft dome tweeter	4x 2" (0.75in) NEO FR	8x 2" (0.75in) NEO FR	16x 2" (0.75in) NEO FR
<b>MAX. SPL</b>	101dB @ 1m	112dB @ 1m	118dB @ 1m	124B @ 1m
<b>CONNECTIONS</b>	Euroblock terminal 4p Switch for LZ/HZ	Euroblock terminal 4p Switch for LZ/HZ	Euroblock terminal 4p Switch for LZ/HZ	Euroblock terminal 4p Switch for LZ/HZ
<b>DIMENSIONS (WxDxH)</b>	80x76x138mm 3.15x2.99x5.43in	80x76x360mm 3.15x2.99x14.17in	80x76x596mm 3.15x2.99x23.46in	80x76x1068mm 3.15x2.99x42.05in
<b>WEIGHT</b>	0.6Kg 1.32lb	1.5Kg 3.31lb	3Kg 6.61lb	5Kg 11.02lb
<b>LINK FULL SPECS</b>	 Passive	 Passive	 Passive	 Passive

\* EU TRANSDUCERS

# CUE SERIES

---

## OVERVIEW

CUE series is a range of public address passive speakers in a lightweight AL profile, designed to offer a cost-effective solution.

The series comprises 4 column speaker models, C104/C204/C404/C604 all of them featuring 4" FR transducers with dome tweeter (rubber surround) for extended range response. An integrated 100V line transformer (no power taps) can be found allowing multiple speakers to be connected together without danger of overloading the power amplifier due to impedance drop.

Connection is made of a 4-pin Euroblock speaker terminal, in/out.


All models are supplied with two "L" wall mount supports/brackets to ease installation and the range is available in 2 colors from factory: black and white. Other finishing colors can be supplied upon request.

This range of speakers is the perfect solution for all kind of public address installations, designed to offer a cost-effective but professional solution, suited for installations such as conference rooms, congress centers, supermarkets, shopping malls, etc.

## KEY FEATURES

- > Public address installation speakers
- > Cost-effective solution for installations
- > 1x 4", 2x 4", 4x 4" and 6x 4" models available
- > 4" FR transducer with dome tweeter
- > Suitable for 100V high imp. installations
- > Solid and elegant aluminum construction
- > Custom perforated metal grille
- > Textured powder coating finishing
- > Supplied with wall mount "L" brackets

## FIND OUT MORE ABOUT CUE SERIES



## ACCESSORIES



WSI23



PMA23



**C104**



**C204**



**C404**



**C604**

	C104	C204	C404	C604
<b>TYPE</b>	Column speaker Extruded AL profile	Column speaker Extruded AL profile	Column speaker Extruded AL profile	Column speaker Extruded AL profile
<b>ACTIVE VERSION</b>	NO -	NO -	NO -	NO -
<b>POWER RATING (AES)</b>	10W	20W	30W	40W
<b>FREQUENCY RANGE</b>	120Hz - 18kHz (-10dB)	120Hz - 18kHz (-10dB)	120Hz - 18kHz (-10dB)	120Hz - 18kHz (-10dB)
<b>NOMINAL IMPEDANCE</b>	100V HZ Line transformer	100V HZ Line transformer	100V HZ Line transformer	100V HZ Line transformer
<b>COMPONENTS*</b>	1x 4" (0.75in VC) FR with dome tweeter	2x 4" (0.75in VC) FR with dome tweeter	4x 4" (0.75in VC) FR with dome tweeter	6x 4" (0.75in VC) FR with dome tweeter
<b>MAX. SPL</b>	93dB @ 1m	95dB @ 1m	97dB @ 1m	98B @ 1m
<b>CONNECTIONS</b>	Euroblock terminal 4p - in/out	Euroblock terminal 4p - in/out	Euroblock terminal 4p - in/out	Euroblock terminal 4p - in/out
<b>DIMENSIONS (WxDxH)</b>	125x95x185mm 4.92x7.28x7.28in	125x95x305mm 4.92x7.28x12.00in	125x95x545mm 4.92x7.28x21.46in	125x95x745mm 4.92x7.28x29.33in
<b>WEIGHT</b>	2Kg 4.41lb	2.5Kg 5.51lb	4.5Kg 9.92lb	5.5Kg 12.13lb
<b>LINK FULL SPECS</b>				

\* EU TRANSDUCERS

# RADIAL SERIES

---

## OVERVIEW

RADIAL public address series is a step ahead for music and speech reproduction in 100V sound reinforcement systems.

With the highest sound quality and speech intelligibility, RADIAL models feature a combination of 3" and 4" FR transducers, with the 4" having a dome tweeter fitted. Both elements are placed in a way to provide a very even and smooth coverage that almost ensures a 180° horizontal directional dispersion. All 3 models have a built-in 100V line transformer inside to work in high impedance installations with an Euroblock speaker terminal in the back for in/out connection.

All models are available in either black or white finishing, supplied with "L" brackets for ease installation. There is however an optional C-sup mounting bracket available that allows a 2-axis adjustment.

Elegant aluminum enclosure to provide ultra-compact cabinets capable of delivering very high sound pressure levels in difficult acoustic spaces. RADIAL series speakers become the ideal solution for short or medium range environments with demanding acoustics and long reverberation times such as churches, museums, halls, conference rooms, etc.

## KEY FEATURES

- > Public address installation speakers
- > Superb speech intelligibility
- > Combination of 3" & 4" FR transducers
- > 4" transducers with dome tweeter
- > Suitable for 100V high imp. installations
- > Almost 180° horizontal dispersion
- > Solid and elegant aluminum profile
- > Custom perforated metal grille
- > Textured powder coating finishing
- > Supplied with with C-sup M for wall mount

## FIND OUT MORE ABOUT RADIAL SERIES



## ACCESSORIES



WSI23



PMA23

# RADIAL SERIES






**RADIAL42**



**RADIAL80**



**RADIAL84**

TYPE	Column speaker Extruded AL profile	Column speaker Extruded AL profile	Column speaker Extruded AL profile
ACTIVE VERSION	NO -	NO -	NO -
POWER RATING (AES)	30W	60W	90W
FREQUENCY RANGE	100Hz - 18kHz (-10dB)	100Hz - 18kHz (-10dB)	100Hz - 18kHz (-10dB)
NOMINAL IMPEDANCE	100V HZ Line transformer	100V HZ Line transformer	100V HZ Line transformer
COMPONENTS*	4x 3" (0.75in VC) FR 2x 4" (1in) w/ dome tweeter	8x 3" (0.75in VC) FR Rubber surround cone	8x 3" (0.75in VC) FR 4x 4" (1in) w/ dome tweeter
MAX SPL	95dB @ 1m	96dB @ 1m	98B @ 1m
CONNECTIONS	Euroblock terminal 4p in/out	Euroblock terminal 4p in/out	Euroblock terminal 4p in/out
DIMENSIONS (WxDxH)	126x115x616mm 4.96x4.56x24.25in	126x115x686mm 4.96x4.56x27.00in	126x115x1186mm 4.96x4.56x46.69in
WEIGHT	10.5Kg 23.15lb	13.5Kg 29.76lb	17Kg 37.48lb
LINK FULL SPECS			

\* EU TRANSDUCERS

# **IN-CEILING SPEAKERS**





# CS SERIES

---

## OVERVIEW

The CS series is small range of public address speakers for in-ceiling applications designed for commercial audio applications taking advantage of a high quality coaxial transducer to provide quality sound results.

With 5" and 8" models, main difference between CS5/CS55 and CS8/CS85 is that CS55 and CS85 feature a high quality full range coaxial loudspeaker. In any case, all models integrate a 70V/100V 'matching transformer' allowing multiple speakers to be connected together without danger of overloading the power amplifier (to avoid impedance drop).

The speakers offer power tapping, making it suitable for high impedance (70V, 100V) voltage line and low impedance (8 ohm) installations. On the CS55/CS85 the transformer is contained within a metal can enclosure to improve response.

Made of lightweight yet resistant ABS plastic, this speaker has a metal grille with powder coated iron mesh.

Offering a very clean design this CS series speakers are the perfect solution for all kind of public address installations, designed to offer an economic but professional solution to contractors, suited for audio installations as shops, shopping malls, supermarkets, medical centers, and small rooms.

## KEY FEATURES

- > Public address installation speakers
- > Ultra slim and clean design
- > 5" and 8" models, CS55 & CS85 with a 0.5" tweeter
- > Suitable for 70V & 100V high imp. installations
- > Suitable for 8ohm low imp. installations
- > Full protection of the transformer (CS55 & CS85)
- > Easy, fast and safe fastening system
- > ABS plastic housing
- > Powder coated iron mesh grille

## FIND OUT MORE ABOUT CS SERIES





**CS5**



**CS8**



**CS55**



**CS85**

<b>TYPE</b>	Installation speaker In-ceiling	Installation speaker In-ceiling	Installation speaker In-ceiling	Installation speaker In-ceiling
<b>ACTIVE VERSION</b>	NO	NO	NO	NO
<b>POWER RATING (100V)</b>	6W (1k6) / 3W (3k3)	6W (1k6) / 3W (3k3)	20W / 10W / 5W / 2.5W	40W / 20W / 10W / 5W
<b>POWER RATING (70V)</b>	3W (1k6) / 1.5W (3k2)	3W (1k6) / 1.5W (3k2)	20W / 10W / 5W / 2.5W	40W / 20W / 10W / 5W
<b>POWER RATING (8ohm)</b>	6W (8ohm)	6W (8ohm)	20W (8ohm)	40W (8ohm)
<b>FREQUENCY RANGE</b>	110Hz - 18kHz	50Hz - 18kHz	100Hz - 20kHz	50Hz - 20kHz
<b>COVERAGE</b>	150° @ 1kHz, 70° @ 4kHz	195° @ 1kHz, 45° @ 4kHz	150° @ 1kHz, 80° @ 4kHz	145° @ 1kHz, 100° @ 4kHz
<b>COMPONENTS*</b>	5" FR woofer	8" FR woofer	5" FR woofer 0.5" tweeter	8" FR woofer 0.5" tweeter
<b>MAX. SPL</b>	95dB @ 1m	99dB @ 1m	101dB @ 1m	104B @ 1m
<b>CONNECTIONS</b>	Wiring	Wiring	Spring binding-post	Spring binding-post
<b>DIMENSIONS (WxDxH)</b>	Ø203x80mm Ø799x3.15in	Ø270x85mm Ø1063x3.35in	Ø203x145mm 799x5.71in	Ø270x185mm 10.63x7.28in
<b>WEIGHT</b>	0.7Kg 1.54lb	1.2Kg 7.28lb	1.8Kg 3.97lb	3.1Kg 6.83lb
<b>LINK FULL SPECS</b>				

\* EU TRANSDUCERS

# **OUTDOOR SPEAKERS**

# WX SERIES

---

## OVERVIEW

The WX series speakers are designed for a wide variety of indoor and outdoor applications, that achieves excellent results and excellent acoustic performance.

The WX4 and WX24 integrate a 4" full-range speaker has high sensitivity and flat frequency response with a strong ceramic ferrite motor and copper cap in the motor for reduced distortion. Unidirectional and bidirectional versions available, both prepared for outdoor use, connected through cable featuring a metal gland with an integrated 100V line transformer for high impedance installations.

The WX5 integrates a 5.25" LF woofer + 0.5" HF tweeter and the WX8 a 8" woofer + 1" HF tweeter, both offering a clear sound for background music at short to medium distances.

Very versatile, these PA speakers operate both high impedance 70/100V line and 8ohm low impedance applications being adapted to different types of installation. It features a switch to select the power taps (2W, 4W, 8W, 16W and 8ohm). The power tap is selected by rotating the slot of the 5 steps rotary switch to the desired tap.

Made of AL (WX4 & WX24) and made of ABS (WX5 & WX8) these are IP54 rated (limited dust and water ingress protection) speakers.

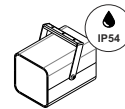
With a powder coated aluminum grille the WX5 and WX8 are supplied in pairs (not the WX4 and WX24, together with its own wall mount brackets for a quick and easy installation. Two colors are available: black (RAL9004) and white (RAL9003). For the WX4 and WX24, any color can supply upon request.

## KEY FEATURES

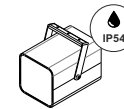
- > Public address audio projectors/speakers
- > Clean and elegant design, IP rated
- > 4", 2x 4", 5" and 8" models available
- > Suitable for 70V & 100V high imp. installations
- > Euroblock 2p terminal connection (WX5/WX8)
- > Cable w/ metal gland (WX4(WX24)
- > Aluminum housing (WX4/WX24)
- > Polypropylene housing (WX5/WX8)
- > Powder coated AL grille
- > Available in black or white

## FIND OUT MORE ABOUT WX SERIES





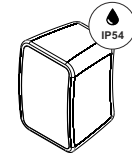
**WX4**



**WX24**



**WX5**



**WX8**

TYPE	Full range audio projector IP54 - rated	Full range audio projector IP54 - rated	2-way Installation speaker IP54 - rated	2-way Installation speaker IP54 - rated
ACTIVE VERSION	NO	NO	NO	NO
POWER RATING (100V)	10W / 15W / 30W	10W / 15W / 30W	32W / 16W / 8W / 4W	32W / 16W / 8W / 4W
POWER RATING (70V)	N/A	N/A	32W / 16W / 8W / 4W	32W / 16W / 8W / 4W
POWER RATING (8ohm)	30W (8ohm)	60W (4ohm)	70W (8ohm)	70W (8ohm)
FREQUENCY RANGE	150Hz - 14kHz	150Hz - 14kHz	94Hz - 20kHz	75Hz - 20kHz
COVERAGE	120°	120°	90° x 70°	120° x 90°
COMPONENTS*	4" FR woofer Unidirectional	2x 4" FR woofer Bidirectional	5" FR woofer 0.5" HF tweeter	8" FR woofer 1" HF tweeter
MAX. SPL	100dB @ 1m	100dB @ 1m	107dB @ 1m	111B @ 1m
CONNECTIONS	Cable, metal gland Power taps	Cable, metal gland Power taps	Euroblock terminal Power taps	Euroblock terminal Power taps
DIMENSIONS (WxDxH)	140x225x140mm 5.51x8.86x5.51in	140x225x140mm 5.51x8.86x5.51in	171x166x244mm 6.73x6.54x9.60in	260x240x370mm 10.24x9.45x14.57in
WEIGHT	2.5Kg 5.51lb	3Kg 6.61lb	2.3Kg 5.07lb	5Kg 11.02lb
LINK FULL SPECS				

\* EU TRANSDUCERS

# **AMPLIFIERS**





# SIRIUS SERIES

---

## OVERVIEW

The new SIRIUS amp represents the next generation of powerful amplifiers designed to meet the specialized needs of sound contractors and rental companies offering high dynamic range, low distortion, high thermal capacity, proven reliability and ease of use for touring sound applications.

The series comprises four models designed under the same standards, D600 (4x 150W / 4ohm), D4K (2x 1600W / 4ohm), D6K4 (4x 1600W / 4ohm) and D8K (4x 2000W / 4ohm), two and four dedicated high power channels which can also work in BRIDGE mode, having front panel LEDs to monitor power, signal and clipping at a glance.

Additionally other features such as 3p XLR signal link to connect another amplifier or 3p XLR sub output signal to connect active subs can be found on the rear panel.

The amplifier protection scheme is one of the most comprehensive in the pro audio industry and all relevant protection features such as over current and short circuit protection, thermal protection, DC output protection and HF protection have been implemented individually for the SMPS as well as for each amplifier channel ensuring high reliability and to guarantee the use of the speaker system in perfect sound and safe operation.

The power supply technology integrated in the amplifier provides universal mains operation for 120 V and 230 V with PFC, eliminating the need for market specific self-powered loudspeakers and related reliability issues. The power supply is regulated delivering consistent power world-wide and the enclosure is cooled by variable speed fans with side-to-back airflow.

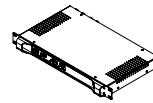
## KEY FEATURES

- > Professional, powerful class D amplifier series
- > High dynamic range & low distortion
- > Two and four channels models available
- > 2x 1600W, 4x 150W, 4x 1600W and 4x 2000W versions
- > Outputs in 4ohm, 8ohm and BRIDGE mode
- > Neutrik 3p XLR input/thru connectors
- > Neutrik speakons for Bridge outputs
- > Front panel LEDs to monitor power, signal and clipping
- > Integrated protection circuitry to protect amplifier and speakers
- > Solid construction for 19" Rack - 2U lightweight chassis

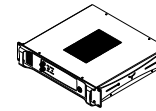
## FIND OUT MORE ABOUT SIRIUS SERIES



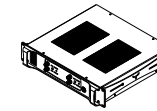
# SIRIUS SERIES




**D600**




**D4K**



**D6K4**



**D8K**

<b>TYPE</b>	Stereo power amplifier Class D - modular	Stereo power amplifier Class D - modular	Stereo power amplifier Class D - modular	Stereo power amplifier Class D - modular
<b>NO. OF CHANNELS</b>	4	2	4	4
<b>POWER RATING @ 8OHM</b>	-	1x 3200W (BTL)	2x 3200W (BTL)	2x 3000W (BTL)
<b>POWER RATING @ 4OHM</b>	4x 150W	2x 1600W	4x 1600W	4x 2000W
<b>BRIDGE</b>	2x 300W / 8ohm	YES	YES	YES
<b>FREQUENCY RANGE</b>	10Hz - 30kHz, ±1dB	20Hz - 20kHz, ±3dB	20Hz - 20kHz, ±3dB	20Hz - 20kHz, ±3dB
<b>THD</b>	< 0.1%	< 0.09%. 0.1W to 1/2 power	< 0.09%. 0.1W to 1/2 power	< 0.09%. 0.1W to 1/2 power
<b>DAMPING FACTOR</b>	> 800 (8Ω, 20Hz-200Hz)	> 500 @ 100Hz	> 500 @ 100Hz	> 500 @ 100Hz
<b>CROSSTALK</b>	> 70dB	-71 dB @ 1 kHz (4ohm)	-71 dB @ 1 kHz (4ohm)	-71 dB @ 1 kHz (4ohm)
<b>NOISE FLOOR</b>	> 101dB	Typical 115dB (A weighted)	Typical 115dB (A weighted)	Typical 115dB (A weighted)
<b>CONNECTIONS</b>	XLR/F 3p in Speakon 4p out	XLR/F 3p in Speakon 4p out	XLR/F 3p in Speakon 4p out	XLR/F 3p in Speakon 4p out
<b>DIMENSIONS (WxDxH)</b>	1RU - 260mm depth 10.24in depth	2RU - 410mm depth 16.14in depth	2RU - 410mm depth 16.14in depth	2RU - 410mm depth 16.14in depth
<b>WEIGHT</b>	3.5Kg 7.72lb	10Kg 22.05lb	12Kg 26.46lb	18Kg 39.68lb
<b>LINK FULL SPECS</b>				

# DLINE SERIES

---

## OVERVIEW

Super-efficient class D technology amplifiers developed to deliver high output power and proven reliability for touring and portable applications.

The DLINE series amplifiers are designed to meet the specialized needs of sound contractors. Four models have been developed to deliver high output power, wide dynamic range, low distortion, high efficiency and ease of use for a wide variety of sound reinforcement applications.

There are two models of 2-channel plus two models of 4-channel with front panel LEDs to monitor power, signal and clipping at a glance and parallel XLR/M and XLR/F connectors for simple loop-through connectivity.


The series applies classical PWM circuit design and new technology protection circuit, high stability and usability, high efficiency SMPS and big current storage, intelligent limiter, multi-protection functions built for demanding environments packed in a Rack 19" - 1U lightweight enclosure.

The DLINE series amplifiers are powerful, affordable, rugged and reliable, a superior solution to any portable or permanent installation.

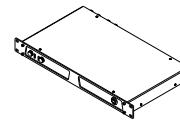
## KEY FEATURES

- > High quality and reliable class D amplifier series
- > Classical PWM circuit design and new technology
- > Two models of 2ch and two models of 4ch
- > Output powers from 300W to 1300W @ 8ohm
- > Output powers from 500W to 2400W @ 4ohm
- > XLR/F input connectors and Speakon 4p outputs
- > Modular design, no interference between channels
- > Front panel LEDs to monitor power, signal and clipping
- > Integrated protection circuitry to protect amplifier and speakers
- > Solid construction for 19" Rack - 1U lightweight enclosure

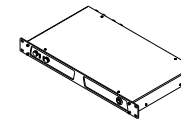
## FIND OUT MORE ABOUT DLINE SERIES



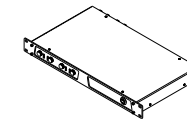
# DLINE SERIES



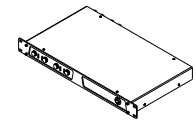
**DD1000**







**DD4800**



**DQ2000**



**DQ9600**

TYPE	Stereo power amplifier Class D - modular	Stereo power amplifier Class D - modular	Stereo power amplifier Class D - modular	Stereo power amplifier Class D - modular
NO. OF CHANNELS	2	2	4	4
POWER RATING @ 8OHM	2x 300W	2x 1300W	4x 350W	4x 1300W
POWER RATING @ 4OHM	2x 500W	2x 2400W	4x 500W	4x 2400W
BRIDGE	NO	NO	NO	NO
FREQUENCY RANGE	20Hz - 20kHz, ±0.3dB	20Hz - 20kHz, ±0.3dB	20Hz - 20kHz, ±0.3dB	20Hz - 20kHz, ±0.3dB
THD	< 0.3%	< 0.3%	< 0.3%	< 0.3%
DAMPING FACTOR	> 800 (8Ω, 20Hz~200Hz)	> 800 (8Ω, 20Hz~200Hz)	> 800 (8Ω, 20Hz~200Hz)	> 800 (8Ω, 20Hz~200Hz)
CROSSTALK	> 75dB	> 75dB	> 75dB	> 75dB
S/N RATIO	> 105dB	> 105dB	> 105dB	> 105dB
CONNECTIONS	XLR/F 3p in Speakon 4p out	XLR/F 3p in Speakon 4p out	XLR/F 3p in Speakon 4p out	XLR/F 3p in Speakon 4p out
DIMENSIONS (WxDxH)	1RU - 375mm depth 14.76in depth	1RU - 375mm depth 14.76in depth	1RU - 375mm depth 14.76in depth	1RU - 375mm depth 14.76in depth
WEIGHT	5.5Kg 12.34lb	8Kg 17.64lb	8Kg 17.64lb	10.5Kg 23.15lb
LINK FULL SPECS				

# TLINE SERIES

---

## OVERVIEW

The TLINE series is a line of amplifiers developed to offer a high performance plug and play solution for public address applications.

Built with premium quality and protection circuitry this series combines reliability at an affordable price. These high-value mixer/amplifiers offer a wide variety of input possibilities for all kinds of connection purposes and provide 4-16 ohm and constant-voltage outputs (70V and 100V), mono amps (power units) and multi-zone amps.

All control functions such as channel selection and volume controls, 2 band tone control, master volume control and indicators like a VU LED bar and clipping LED's are located at the front of the amplifiers. Moreover, these amplifiers have just been updated offering now XLR/F 3p and Euroblock terminals as input connectors in order to fulfil today's installations need.


The TL series amplifiers are easy to use and surprisingly affordable without sacrificing features such as electronically balanced inputs, bass and treble controls, phantom power, priority, USB/SD slots and bluetooth (TL200DT USB), all packed in 2RU and 3RU depending on the model.

This is the perfect line of amplifiers for use in a wide range of commercial applications including churches, schools, hospitals, factories, restaurant, retail, small offices, etc.

## KEY FEATURES

- > High quality PA amplifier series
- > Mono amps and 6 zone amps available
- > 4-16 ohm & 70V and 100V outputs
- > Euroblock and binding-post outputs
- > XLR 3p balanced inputs
- > MP3 USD/SD slot and Bluetooth (TL200DT USB)
- > Bass and Teble tone controls
- > Ding-dong and Priority muting by VOX
- > Built-in electronic protection circuitry
- > Solid construction for 19" rack mounting


## FIND OUT MORE ABOUT TLINE SERIES



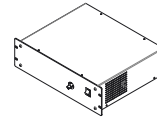
# TLINE SERIES



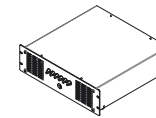
**TL200DT**




**TL200DT USB**



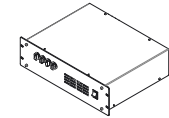
**TL500P**



**TL6ZT**



**TL260ZT**



**TL4Z800**

<b>TYPE</b>	PA mixer-amplifier	PA mixer-amplifier SD/USB/BLUETOOTH	PA mixer-amplifier	PA mixer-amplifier Signal patching	PA mixer-amplifier Independent zones	PA mixer-amplifier Independent zones
<b>NO. OF CHANNELS</b>	4 MIC / 1 LINE	4 MIC / 1 LINE	1 (mono)	6	6	4
<b>POWER RATING @ 80HM</b>	200W (RMS) 220VA toroidal transf.	200W (RMS) 220VA toroidal transf.	500W (RMS) 500VA toroidal transf.	650W (RMS) 650VA toroidal transf.	260W (RMS) 260VA toroidal transf.	800W (RMS) 800VA toroidal transf.
<b>FREQUENCY RANGE</b>	50Hz - 14kHz, ±0.3dB	50Hz - 14kHz, ±0.3dB	50Hz - 14kHz, ±0.3dB	50Hz - 15kHz, ±0.3dB	50Hz - 15kHz, ±0.3dB	50Hz - 15kHz, ±0.3dB
<b>T.H.D</b>	< 1.0% @ 1kHz	< 1.0% @ 1kHz	< 1.0% @ 1kHz	< 1.0% @ 1kHz	< 1.0% @ 1kHz	< 1.0% @ 1kHz
<b>S/N RATIO</b>	> 90dB @ 1kHz	> 90dB @ 1kHz	> 90dB @ 1kHz	> 90dB @ 1kHz	> 90dB @ 1kHz	> 90dB @ 1kHz
<b>CONTROLS</b>	Bass, Treble, Master vol	Bass, Treble, Master vol	Master volume	Master volume	Bass, Treble, Master vol	Master volume
<b>PHANTOM POWER</b>	+48V DC	+48V DC	-	-	+48V DC	
<b>OTHERS</b>	Ding-dong, MIC/Line Priority MIC	Ding-dong, MIC/Line Priority MIC	100V / 70V output 4ohm/8ohm output	6x 60W @ 100V / channel Signal patching	Ding-dong, MIC/Line Priority MIC	100V output
<b>CONNECTIONS</b>	Touch-proof binding-post XLR/Euroblock terminal	Touch-proof binding-post XLR/Euroblock terminal	XLR/F 3p in/out Link/REC (RCA)	Touch-proof binding-post XLR/Euroblock terminal	Touch-proof binding-post XLR/Euroblock terminal	Touch-proof binding-post Jack 6.35mm in
<b>DIMENSIONS (WxDxH)</b>	2RU - 345mm depth 13.58in depth	2RU - 345mm depth 13.58in depth	4RU - 370mm depth 14.57in depth	3RU - 460mm depth 18.11in depth	2RU - 420mm depth 16.53in depth	3RU - 420mm depth 16.54in depth
<b>WEIGHT</b>	12Kg 26.46lb	12Kg 26.46lb	20Kg 44.09lb	23Kg 50.71lb	16Kg 35.27lb	21Kg 46.30lb
<b>LINK FULL SPECS</b>						

**DSP**

# DSP SERIES

---

## OVERVIEW

The DSP series comprises two versatile and advanced DSP Audio Processors providing the ideal tool for enhancing, updating and protecting any sound system using the latest technology in sound processing.

Both DSP26 and DSP48 features analog inputs and outputs precisely balanced with XLR 3p connectors, with 2 (two) inputs and 6 (six) outputs for the DSP26 and 4 (four) inputs and 8 (eight) outputs for the DSP48 configurations that are ideally suited to manage a multi-speaker sound system in any sized venue. With the 24-bit/96kHz high-end AD/DA converters, these DSPs offer sound quality and flexibility needed between your mixer and amplifiers to optimize and protect your loudspeakers. Both units are completely configurable and its processing capability includes Gain, Parametric EQ, Shelving Filters, Time Delay, Crossover Filters (Butterworth, Linkwitz-Riley, Bessel), Compression, Limiting and 23 user-defined internal presets storable.


These DSP units can be controlled or configured in real time on the front panel or with using an intuitive PC software, offering support for multiple connection mode such as USB, TCP/IP, RS 232, RS 485 and GPIO port which makes it much easier to control and monitor the device.

The DSP26 and DSP48 are the answer for a complete optimization for both passive and powered loudspeaker systems providing all the processing tools to make your venue sound like it was tuned by the pros, designed for the touring or fixed sound installation markets.

## KEY FEATURES

- > Professional loudspeaker management systems
- > 2in/6out and 4in/8out DSP models available
- > All inputs and outputs XLR 3p balanced connectors
- > High-end 24-bit AD/DA, 96 kHz converters
- > Gain, Parametric EQ, Shelving Filters, Time Delay
- > Crossover Filters (Butterworth, Linkwitz-Riley, Bessel), Compression
- > USB, TCP/IP, RS232, RS485 and GPIO port access
- > Friendly and intuitive control interface
- > Convenient front-panel controls for parameter editing, muting
- > Switch mode power supply: 90V – 250V AC
- > Solid construction for 19" Rack – 1U lightweight enclosure

## FIND OUT MORE ABOUT DSP SERIES







## DSP26

## DSP48

TYPE	Audio system processor Speaker management	Audio system processor Speaker management
NO. OF CHANNELS	2 in / 6 out	4 in / 8 out
AD & DA CONVERTER	24 bit - 96kHz	24 bit - 96kHz
FREQUENCY RESPONSE	+/-0.5dB (20Hz~20kHz)	+/-0.5dB (20Hz~20kHz)
S/N	> 112dBA (A-Weighted)	> 112dBA (A-Weighted)
IN/OUT THD+N	< 0.0025%	< 0.0025%
PEQ EQUALIZATION	IN / OUT: 10-band	IN / OUT: 10-band
FILTER TYPE	FIR / PEQ / LOW-SHELF HI-SHELF / ALL PASS	FIR / PEQ / LOW-SHELF HI-SHELF / ALL PASS
CROSSOVER SECTION	Butterworth 6/12/18/24/36/48dB per octave Bessel 6/12/18/24/36/48dB per octave Linkwitz-Riley 12/24/36/48dB per octave	
DELAY	IN/OUT up to 1000ms	IN/OUT up to 1000ms
DIMENSIONS (WxDxH)	1RU - 270mm depth 10.63in depth	1RU - 270mm depth 10.63in depth
WEIGHT	3.5Kg 7.72lb	3.5Kg 7.72lb
LINK FULL SPECS		



**MOOSE is a brand of PROFACTOR S.A.**

PROFACTOR S.A.  
Zona Industrial de Campo  
Rua Nova da Costa 55-71  
4440-049 Valongo  
Portugal


Tel.: +351 224 119 160  
Fax.: +351 224 155 822

[www.profactor.pt](http://www.profactor.pt)  
[info@profactor.pt](mailto:info@profactor.pt)

**Check our website**



**Check our  
2023 product overview**



**Check our  
new products for 2023**



[moosesound.com](http://moosesound.com)